

20

Exeter, Bristol, Yeovil and Salisbury to London Waterloo



Train times

15 December 2019 to 16 May 2020

South Western
Railway

Your timetable

This timetable shows train services between **Exeter, Yeovil, Salisbury and London Waterloo**.

It also shows train services between:

- **Bristol Temple Meads, Bath Spa, Yeovil Pen Mill and London Waterloo** - see timetable **20A**;
- **Weymouth to London Waterloo via Yeovil** - see timetable **20AS**; and
- **Yeovil Pen Mill and Weymouth** - see timetable **20B**.

Also connecting bus services between:

- **Axminster, Lyme Regis and Bridport** - see timetable **20C**;
- **Axminster, Seaton and Beer** - see timetable **20D**;
- **Honiton and Sidmouth** - see timetable **20E**;
- **Yeovil Junction and Yeovil Pen Mill**- see timetable **20F**; and
- **Exeter St Davids and Exeter Airport**- see timetable **20G**.

Our mini-guides offer a convenient summary of services and are designed to fit easily into a wallet, purse or ticket holder.

Mini-guides are available from staffed stations.

The following mini-guides are available for routes covered by this timetable.

- **Axminster to Exeter St Davids** - number 67
- **Basingstoke to London Waterloo** - number 60
- **Bristol and Yeovil Pen Mill to London Waterloo** - number 66
- **Gillingham and Tisbury to London Waterloo** - number 70
- **Honiton and Crewkerne to London Waterloo** - number 72
- **Salisbury and Andover to London Waterloo** - number 61
- **Yeovil Junction and Sherborne to London Waterloo** - number 71

Buy a ticket before you board

You need to buy a valid ticket before you get on your train.

We know that most of our passengers do this before travelling, and we have a duty to those passengers to make sure no-one travels without paying. This is why we run a penalty-fares scheme across most of our network.

If you travel without a valid ticket to or from a station within the penalty-fares area, you may have to pay a penalty fare of £20 or twice the single fare to the next station your train stops at (whichever is higher). You will also have to buy a ticket for the rest of your journey.

We have a policy to, wherever possible, prosecute everyone who deliberately avoids paying.

Changes to train times

Network Rail need to do engineering work to maintain and improve the rail network. They do a lot of this work at weekends and during holiday periods, but they also need to do some work overnight during the week.

If we need to close rail lines so Network Rail can carry out work, buses will replace train services. We may also have to alter train services over a wider area.

Please check for any changes to train times before travelling at weekends, late in the evening or early in the morning.


Look for the 'Changes to train times' posters at stations, or visit our website at **[southwesternrailway.com](https://www.southwesternrailway.com)**.

No-smoking policy

For the comfort of all our customers, smoking and using e-cigarettes is not allowed on any part of our trains or stations.

You can smoke outside the station entrance or in our car parks.

Catering services

Our contractors, Elior, provide a refreshments trolley on some of our trains. The  symbol in the following timetable shows which trains have a refreshments trolley for all or part of the journey.

We will do our best to provide the refreshments trolley where advertised. However, in some circumstances, for example during engineering work, we may not be able to provide refreshments on certain trains.

Automated Delay Repay

We have introduced a new Automated Delay Repay (ADR) system that drastically cuts the time it takes to claim and receive compensation if your train is late.

ADR works for all customers who have bought Advance tickets or a Touch Smartcard season ticket from our website.

If you have a Touch Smartcard season ticket, you will need to touch in and out at the beginning and end of your journey, sign up for a Delay Repay account at **delayrepay.southwesternrailway.com** and select 'Auto Delay Repay'. (The email addresses you use for 'My Account' and 'Delay Repay' must match.)

To find out more about Automated Delay Repay, visit: **southwesternrailway.com/contact-and-help/refunds-and-compensation/delay-repay/automated-delay-repay**.

Cycles on trains

The services in this timetable have limited room for cycles so we have had to apply some restrictions. The ▼ and ★ symbol, with train times printed in **blue**, show restricted trains. These restrictions are explained in the 'Guide to notes and symbols' section.

We will carry folding cycles on any train as long as they can be folded small enough to be carried safely in the luggage rack. Cycles are not allowed on buses that replace trains during engineering works.



Blackmore Vale CRP

Covers route from Tisbury to Crewkerne

The **Blackmore Vale Community Rail Partnership** runs along the West of England line covering the stations of Tisbury, Gillingham, Templecombe, Sherborne, Yeovil Junction and Crewkerne. The partnership continues to cement the link between rural communities in Dorset, Somerset and Wiltshire through its ongoing work with local people, groups and businesses.

Volunteers are at the heart of our Community Rail Partnership making it a hands-on experience!

Together we are:

- Gardening and creating amazing spaces
- Holding events and improving facilities for the stations
- Promoting the stations and the region's attractive market towns and villages

Meet new friends, have fun and make a difference.

Find out more at **blackmorevaletrains.com** or contact **blackmorevalecrp@gmail.com**

Devon & Cornwall Rail Partnership

East Devon Line

We are Britain's first Rail Partnership, established in 1991, and have recently expanded to include the East Devon Line and the stations of Axminster, Honiton, Feniton, Whimble, Cranbrook and Pinhoe.

We are all about helping people get involved with the railway to make a difference in their local community and have much experience of helping make many and varied projects happen across the two counties. If you have an idea for a project you would like to do, please get in touch for a chat.

Encouraging people to use the trains, to visit the towns and villages served by the line (and those places you can easily reach by onward bus or by walking or cycling) and seeking improvements to services and facilities are all core parts of our work.

Find out more at **www.dcrp.org.uk** or contact **railpart@plymouth.ac.uk**.

MONDAY TO FRIDAY
Exeter, Yeovil and Salisbury to Basingstoke, Woking and London Waterloo

Notes	↕	▼ B	↕	↕	↕	▼ A	↕	▼ B	↕	▼	↕	↕	↕	↕	G	↕	▼ H	▼	▼	▼	▼	▼	▼	▼	
Exeter St Davids	d		1425			1525			1625	1639		1725	1746			1825			1925			2025	2125	2225	2327
Exeter Central	d		1430			1530			1630	1643		1730	1750			1830			1930			2030	2130	2230	2331
Pinhoe	d		1434			1534			1634	1648		1734	1755			1835			1934			2034	2134	2235	2336s
Cranbrook	d		1439			1539			1639			1739	1800			1839			1939			2039	2139	2239	2340s
Whimple	d				1544					1655			1805			1844			1944				2144	2244	2345s
Feniton	d		1447						1647			1747	1810			1849						2047	2149	2250	2351s
Honiton	d		1455			1555			1655	1704a		1755	1819			1856			1955			2055	2157	2257	2357s
Axminster	d		1506			1606			1706			1806	1829a			1907			2006			2106	2208	2308	0008s
Crewkerne	d		1519			1619			1719			1819				1920			2019			2119	2221	2321	0021s
Yeovil Pen Mill	d			1544			1635												2030						
Yeovil Junction	a		1527	1549		1628	1640			1727			1827			1929			2027	2035		2127	2229	2329	0030
Yeovil Junction	d		1450	1529	1553	1620	1629		1646	1729			1829		1917	1930		2021	2029		2117	2129	2230	2331	
Yeovil Pen Mill	a		1455			1628			1651						1925			2028			2124				
Sherborne	d			1535	1559		1635			1735			1835			1936			2035			2135	2236		
Templecombe	d			1543	1607		1643			1743			1843			1944			2043			2143	2244		
Gillingham (Dorset)	d			1551	1618		1651			1751			1851			1952			2051			2151	2252		
Tisbury	d			1601	1628		1701			1801			1901			2002			2101			2201	2303		
Salisbury	a		1612	1616	1643		1716		1817	1821			1922			2021			2121			2221	2317	0014	
Salisbury	d	1547	1621	1647		1720	1747		1826		1847	1924		1947		2023	2047		2125		2149		2225		
Southampton Central	a		1703c	1734c		1802c			1902c			2002c				2102c			2202c			2305c			
Portsmouth Harbour	a		1752c			1854c			1951c			2050c				2149c			2304c			2353c			
Grateley	d	1559		1659		1759				1859			1959				2059				2201		2237		
Andover	d	1606	1638	1706		1737	1806		1843			1906	1947		2006	2041	2106		2142		2208		2244		
Whitchurch (Hants)	d	1614		1714		1814				1914			2014				2114				2216		2252		
Overton	d	1620		1720		1820				1920			2020				2120				2222		2258		
Basingstoke	a	1628	1655	1728		1754	1828		1900		1928	2008		2028		2058	2128		2159		2231		2306		
Reading	a	1705b	1746b	1807b		1838b	1904b		1933b		2000b			2104b		2156b			2240b		2250		2348b		
Woking	a	1648	1715	1748		1814	1848		1920		1948	2030		2048		2117	2148		2219		2254b		2326		
Clapham Junction	a	1711b	1737	1811b		1836	1911b		1940		2011b	2053		2110		2138	2209		2239		2314b		2347		
London Waterloo	a	1719	1756	1822		1849	1919		1952		2019	2102		2119		2149	2219		2249		2326b		2355		

Late night and weekend trains may be altered due to engineering works.
Please check at southwesternrailway.com before travelling.

For guide to notes and symbols see end of timetable.

SATURDAY

Exeter, Yeovil and Salisbury to Basingstoke, Woking and London Waterloo

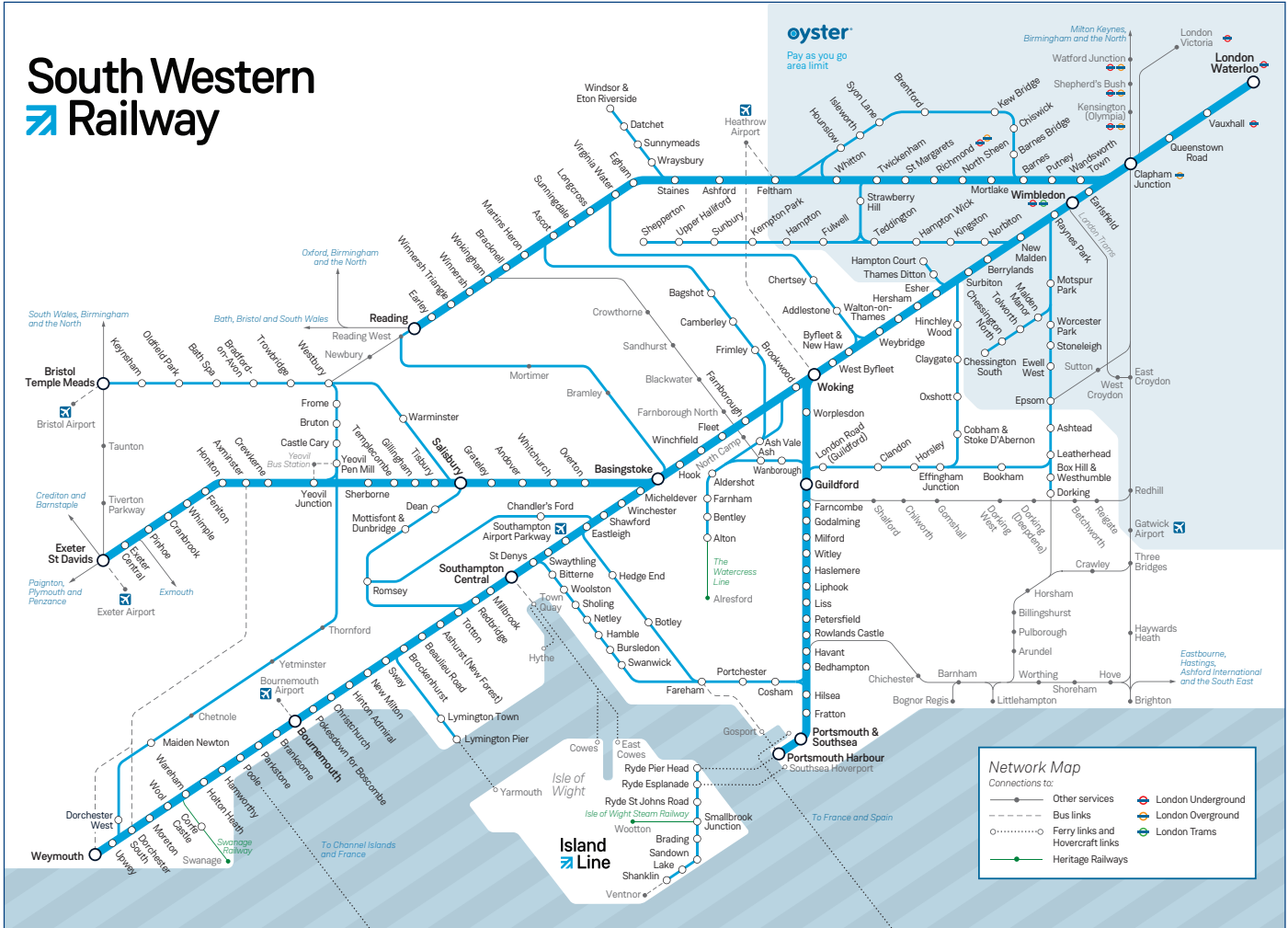
Notes	▼	▼	▼	▼	▼	▼	▼	▼	▼	▼	▼	▼	▼	▼	▼	▼	▼	▼	▼	▼	▼	▼	▼	▼	▼	▼	▼				
	J	A	N	L	N	A	N	A	N	L	N	A	N	A	N	L	N	A	N	A	N	L	N	A	N	A	N	A			
Exeter St Davids	d				0510	0530		0637	0725		0824			0925		1025	1125				1225			1325		1425		1525			
Exeter Central	d				0514	0534		0641	0730		0828			0930		1030	1130				1230			1330		1430		1530			
Pinhoe	d				0519	0539		0647	0734		0833			0934		1034	1134				1234			1334		1434		1534			
Cranbrook	d				0523	0543		0651	0739		0837			0940		1039	1139				1239			1339		1439		1539			
Whimple	d				0528	0548		0657	0744		0842			0945		1044	1144				1244			1344		1444		1544			
Feniton	d				0534	0554		0705			0847					1047	1147				1247			1347		1447		1547			
Honiton	d				0541	0620y		0713	0755		0855			0955		1055	1155				1255			1355		1455		1555			
Axminster	d				0552	0631		0724	0806		0906			1006		1106	1206				1306			1406		1506		1606			
Crewkerne	d				0605	0644		0737	0819		0919			1019		1119	1219				1319			1419		1519		1619			
Yeovil Pen Mill	d																			1255			1300		1327		1427		1527		1627
Yeovil Junction	a				0614	0652		0745	0827		0927			1027		1127	1227				1327			1427		1527		1627			
Yeovil Junction	d				0620	0653		0753	0829		0929	0935	0953	1029		1129	1229				1329		1416	1429		1529		1629			
Yeovil Pen Mill	a											0945										1421									
Sherborne	d				0626	0700		0759	0835		0935		0959	1035		1135	1235				1335			1435		1535		1635			
Templecombe	d				0634	0707		0807	0843		0943		1007	1043		1143	1243				1343			1443		1543		1643			
Gillingham (Dorset)	d				0642	0717		0817	0851		0951		1017	1051		1151	1251				1351			1451		1551		1651			
Tisbury	d				0652	0727		0827	0901		1001		1027	1101		1201	1301				1401			1501		1601		1701			
Salisbury	a				0707	0742		0842	0916		1016		1042	1116		1216	1316				1416			1516		1616		1716			
Salisbury	d	0515	0547	0621	0647	0721	0747	0821	0847	0921	0947	1021		1047	1121	1147	1221	1247	1321	1347		1421	1447		1521	1547	1621	1647	1721		
Southampton Central	a				0755c	0828c		0934c	1003c		1103c		1134c	1203c		1303c	1403c				1503c			1603c		1703c		1803c			
Portsmouth Harbour	a				0849c	0951c			1050c		1150c			1250c		1350c	1450c				1550c			1650c		1750c		1850c			
Grateley	d	0527	0559		0659		0759		0859		0959		1059		1159		1259		1359		1459			1559		1659		1759			
Andover	d	0535	0606	0638	0706	0738	0806	0838	0906	0938	1006	1038		1106	1138	1206	1238	1306	1338	1406		1438	1506		1538	1606	1638	1706	1738		
Whitchurch (Hants)	d	0543	0614		0714		0814		0914		1014		1114		1214		1314		1414		1514			1614		1714		1814			
Overton	d	0549	0620		0720		0820		0920		1020		1120		1220		1320		1420		1520			1620		1720		1820			
Basingstoke	a	0558	0628	0655	0728	0755	0828	0855	0928	0955	1028	1055		1128	1155	1228	1255	1328	1355	1428		1455	1528		1555	1628	1655	1728	1755		
Reading	a		0700b	0726b	0808b	0826b	0909b	0927b	1008b	1031b	1105b	1127b		1208b	1226b	1309b	1332b	1408b	1432b	1509b		1527b	1608b		1626b	1709b	1727b	1807b	1826b		
Woking	a	0618	0648	0716	0748	0815	0848	0915	0948	1015	1048	1115		1148	1215	1248	1315	1348	1415	1448		1515	1548		1615	1648	1715	1748	1815		
Clapham Junction	a	0638	0731w	0738	0827b	0837	0911b	0936	1011b	1036	1111b	1136		1211b	1236	1311b	1336	1411b	1436	1511b		1536	1611b		1636	1711b	1736	1811b	1836		
London Waterloo	a	0649	0719	0749	0819	0849	0919	0949	1019	1049	1119	1148		1219	1249	1319	1349	1419	1449	1519		1549	1619		1649	1719	1745	1819	1849		

Late night and weekend trains may be altered due to engineering works.

Please check at southwesternrailway.com before travelling.

For guide to notes and symbols see end of timetable.

South Western Railway



Changing trains

Most journeys shown in this timetable are direct trains, shown in **bold type**. However, you may be able to make other journeys or reach your destination more quickly by changing trains. To help you find these alternative trains, we show them in the timetable with *light italic type*. A letter against the time will show where you need to change trains – please check the ‘Notes’ section for an explanation of these letters.

Please allow plenty of time to change trains. At most stations you will need to allow at least five minutes. You will need longer at some stations, and this is shown in the ‘Station information’ table in this timetable. For example **ⓐ** means you should allow 10 minutes to change trains at this station.

MONDAY TO FRIDAY
London Waterloo, Woking and Basingstoke to Salisbury, Yeovil and Exeter

	Notes		▼		▼	▼	▼	▼	▼	▼	▼	▼	▼	▼	▼	▼	▼	▼	▼	▼	▼	▼	▼	▼	▼		
							B				C						C			B							
London Waterloo	d					0635	0710	0750	0820	0850	0920	0950	1020		1050		1120		1150	1220			1250	1320	1350	1420	
Clapham Junction	d					0642u	0717u	0757u	0828u	0846b	0927u	0957u	1027u		1057u		1127u		1157u	1227u			1257u	1327u	1357u	1427u	
Woking	d					0702	0739	0817	0846	0916	0946	1016	1046		1116		1146		1216	1246			1316	1346	1416	1446	
Reading	d					0640b	0716b	0800b	0824b	0858b	0932b	1005b	1032b		1050b		1132b		1149b	1232b			1250b	1332b	1349b	1419b	
Basingstoke	d					0724	0800	0838	0907	0938	1007	1038	1107		1138		1207		1238	1307			1338	1407	1438	1507	
Overton	d					0732	0808	0846		0946		1046			1146				1246			1346		1446			
Whitchurch (Hants)	d					0737	0813	0851		0951		1051			1151				1251			1351		1451			
Andover	d					0746	0822	0900	0924	1000	1024	1100	1124		1200		1224		1300	1324			1400	1424	1500	1524	
Grateley	d					0753	0829	0907		1007		1107			1207				1307			1407		1507			
Portsmouth Harbour	d					0601c		0721c		0823c		0923c	0933v	1023c			1123c			1223c				1323c		1423c	
Southampton Central	d					0647c		0810c	0837c	0911c		1011c	1042c	1111c			1211c		1237c	1311c			1337c	1411c	1437c	1511c	
Salisbury	a					0805	0843	0920	0943	1020	1042	1119	1143		1220		1243		1320	1343			1420	1443	1520	1543	
Salisbury	d				0607	0738	0808	0847	0924	0947		1047	1123	1147			1247		1324	1347			1424	1447	1523	1547	
Tisbury	d				0629	0757	0827	0906		1006		1106	1138	1206			1306		1338	1406			1506	1537	1606		
Gillingham (Dorset)	d				0551	0642	0811	0837a	0917	1017		1117	1152	1217			1317		1352	1417			1517	1552	1617		
Templecombe	d				0558	0650	0819	0925		1025		1125	1159	1225			1325		1359	1425			1525	1559	1625		
Sherborne	d				0606	0657	0826	0932		1032		1132	1207	1232			1332		1407	1432			1532	1607	1632		
Yeovil Pen Mill	d		0541												1238			1344			1432			1544			
Yeovil Junction	a		0546	0611	0703	0832		0938		1038		1138	1212	1238	1243		1338	1349	1412	1438	1437		1538	1549	1612	1638	
Yeovil Junction	d			0615	0707	0839		0942		1039		1139	1219	1239			1320	1339		1418	1439		1450		1539	1620	1639
Yeovil Pen Mill	a							1036					1224				1327		1425			1455	1533		1628	1639	
Crewkerne	d			0624	0716	0849		0951		1049		1149		1249			1349		1449				1549		1649		
Axminster	d	0552		0657z	0737	0903		1005		1103		1203		1303			1403		1503				1603		1703		
Honiton	d	0604		0712	0752	0916		1017		1116		1216		1316			1416		1515				1616		1716		
Feniton	d	0610		0718	0758	0921		1023				1221					1421		1521						1717		
Whimple	d	0615		0723	0803	0926				1124				1324					1526				1624		1721		
Cranbrook	d	0620		0728	0808	0931		1030		1128		1229		1328			1429		1530				1629		1729		
Pinhoe	d	0624		0732	0813	0935		1034		1132		1233		1332			1433		1534				1633		1733		
Exeter Central	a	0628		0737	0817	0939		1039		1137		1237		1337			1437		1539				1637		1737		
Exeter St Davids	a	0635		0742	0822	0944		1043		1143		1243		1343			1443		1543				1643		1742		

Late night and weekend trains may be altered due to engineering works.

 Please check at southwesternrailway.com before travelling.

For guide to notes and symbols see end of timetable.

SATURDAY

London Waterloo, Woking and Basingstoke to Salisbury, Yeovil and Exeter

Notes				▼ N	▼ I	▼ I	▼ I	▼ I K	▼ I C	▼ I	▼ I	▼ N	▼ I	▼ I	▼ I	N	▼ I C	▼ I	▼ I	▼ I	▼ I	▼ I	▼ I	▼ N	▼ I	▼ I C	▼ I
London Waterloo	d			0635	0710	0750	0820	0850	0920	0950	1020		1050	1120	1150		1220	1250	1320	1350	1420	1450	1520		1550	1620	1650
Clapham Junction	d			0642u	0717u	0757u	0827u	0857u	0927u	0957u	1027u		1057u	1127u	1157u		1227u	1257u	1327u	1357u	1427u	1457u	1527u		1557u	1627u	1657u
Woking	d			0701	0736	0816	0846	0916	0946	1016	1046		1116	1146	1216		1246	1316	1346	1416	1446	1516	1546		1616	1646	1716
Reading	d			0622b	0722b	0752b	0822b	0852b	0922b	0952b	1022b		1054b	1122b	1152b		1222b	1252b	1322b	1352b	1422b	1452b	1522b		1552b	1622b	1652b
Basingstoke	d			0723	0759	0838	0906	0938	1007	1038	1109		1138	1207	1238		1307	1338	1407	1438	1507	1538	1607		1638	1707	1738
Overton	d			0731	0808	0846		0946		1046			1146		1246		1346		1446		1546				1646		1746
Whitchurch (Hants)	d			0736	0813	0851		0951		1051			1151		1251		1351		1451		1551				1651		1751
Andover	d			0745	0821	0900	0924	1000	1024	1100	1126		1200	1224	1300		1324	1400	1424	1500	1524	1600	1624		1700	1724	1800
Grateley	d			0752	0829	0907		1007		1107			1207		1307		1407		1507		1607				1707		1807
Portsmouth Harbour	d			0608c		0723c		0823c		0923c		1023c			1123c		1223c		1323c		1423c		1523c			1623c	
Southampton Central	d			0657c		0810c		0910c		1010c		1110c			1210c		1310c		1410c		1510c		1610c			1710c	
Salisbury	a			0805	0842	0920	0942	1020	1042	1120	1142		1220	1242	1320		1342	1420	1442	1520	1542	1620	1642		1720	1742	1820
Salisbury	d		0615	0747	0813	0847		0947		1047		1147		1247		1347		1447		1547		1647				1747	
Tisbury	d		0629	0801	0832	0906		1006		1106		1206		1306		1406		1506		1606		1706				1806	
Gillingham (Dorset)	d		0642	0814	0900	0917		1017		1117		1217		1317		1417		1517		1617		1717				1817	
Templecombe	d		0650	0822	0907	0925		1025		1125		1225		1325		1425		1525		1625		1725				1825	
Sherborne	d		0657	0829	0915	0932		1032		1132		1232		1332		1432		1532		1632		1732				1832	
Yeovil Pen Mill	d											1255															
Yeovil Junction	a		0703	0835	0920	0938		1038		1138		1238	1300		1338		1438		1538		1638		1738	1739	1744		1838
Yeovil Junction	d		0615	0707	0839	0935	0939		1039		1139		1239		1339		1416	1439		1539		1639		1739		1839	
Yeovil Pen Mill	a				0945											1421											
Crewkerne	d		0624	0716	0849		0949		1049		1149		1249		1349		1449		1549		1649		1749			1849	
Axminster	d	0552	0657z	0738	0903		1003		1103		1203		1303		1403		1503		1603		1703		1803			1903	
Honiton	d	0604	0712	0754	0916		1016		1116		1216		1316		1416		1516		1616		1716		1816			1916	
Feniton	d	0609	0718	0800	0921		1021		1121		1221		1321		1421		1521		1621		1721		1821			1921	
Whimple	d	0614	0723	0805	0926		1026		1124		1224		1324		1424		1524		1624		1724		1824			1924	
Cranbrook	d	0619	0728	0809	0931		1029		1128		1229		1328		1429		1528		1629		1728		1829			1928	
Pinhoe	d	0623	0732	0813	0935		1033		1132		1233		1332		1433		1532		1633		1732		1833			1932	
Exeter Central	a	0627	0737	0818	0939		1037		1137		1237		1337		1437		1537		1637		1737		1837			1937	
Exeter St Davids	a	0631	0742	0822	0944		1042		1142		1242		1342		1442		1542		1642		1742		1842			1942	

Late night and weekend trains may be altered due to engineering works.

Please check at southwesternrailway.com before travelling.

For guide to notes and symbols see end of timetable.

SUNDAY
London Waterloo, Woking and Basingstoke to Salisbury, Yeovil and Exeter

Notes			▼	▼	▼	▼ C	▼	▼	▼	▼	▼ C	▼	▼	▼	▼	▼	▼	▼ K	▼	▼	▼	▼	▼	▼	▼	▼				
London Waterloo	d				0815	<i>0835b</i>	0915	<i>0935b</i>	1015	<i>1035b</i>	1115	<i>1135b</i>	1215	<i>1235b</i>	1315	<i>1335b</i>	1415	<i>1435b</i>	1520	<i>1535b</i>	1620	<i>1635b</i>	1720	1745	1820	1845	1920	1945	2020	
Clapham Junction	d				0823u	<i>0845b</i>	0922u	<i>0945b</i>	1022u	<i>1045b</i>	1122u	<i>1145b</i>	1222u	<i>1245b</i>	1322u	<i>1342b</i>	1422u	<i>1442b</i>	1527u	<i>1542b</i>	1627u	<i>1642b</i>	1727u	1753u	1827u	1853u	1927u	1953u	2027u	
Woking	d				0847	<i>0909b</i>	0947	<i>1009b</i>	1046	<i>1108b</i>	1146	<i>1208b</i>	1246	<i>1308b</i>	1346	<i>1407b</i>	1446	<i>1507b</i>	1546	<i>1607b</i>	1646	<i>1707b</i>	1746	1813	1846	1913	1946	2013	2046	
Reading	d				<i>0738b</i>	0912		1012		1112		1212		1312		1412		1512		1612		1712		<i>1752b</i>		<i>1852b</i>		<i>1952b</i>		
Basingstoke	d		0800		0908	0933	1008	1033	1107	1131	1207	1231	1307	1331	1407	1431	1507	1531	1607	1631	1707	1731	1807	1834	1907	1934	2007	2034	2107	
Overton	d		0808			0941		1041		1139		1239		1340		1439		1539		1639		1739		1843		1943		2043		
Whitchurch (Hants)	d		0813			0946		1046		1145		1244		1345		1444		1544		1644		1744		1848		1948		2048		
Andover	d		0822			0925	0955	1025	1055	1124	1153	1224	1253	1324	1353	1424	1453	1524	1553	1624	1653	1724	1753	1824	1856	1924	1956	2024	2056	2124
Grateley	d		0829			1002		1102		1200		1300		1401		1500		1600		1700		1800		1904		2004		2104		
Portsmouth Harbour	d																													
Southampton Central	d																													
Salisbury	a		0842		0942	1018	1042	1118	1142	1214	1242	1314	1342	1414	1442	1514	1542	1614	1642	1714	1742	1814	1842	1917	1942	2017	2042	2117	2142	
Salisbury	d	0654	0847		0947	1047		1147		1247		1347	1419	1447		1547	1614	1647		1747		1847	1921	1947		2047		2147		
Tisbury	d	0706	0906		1007	1106		1206		1306		1406	1433	1506		1606	1633	1706		1806		1906		2006		2106		2206		
Gillingham (Dorset)	d	0717	0917		1018	1117		1217		1317		1417	1451	1517		1617	1643a	1717		1817		1917		2017		2117		2217		
Templecombe	d	0725	0925		1025	1125		1225		1325		1425	1458	1525		1625		1725		1825		1925		2025		2125		2225		
Sherborne	d	0732	0932		1033	1132		1232		1332		1432	1506	1532		1632		1732		1832		1932		2032		2132		2232		
Yeovil Pen Mill	d																													
Yeovil Junction	a	0738	0938		1038	1138		1238		1338		1438	1511	1538		1638		1738		1838		1938		2038		2138		2238		
Yeovil Junction	d	0739	0939	0950	1039		1139		1239		1339		1439	1516	1539		1639		1739		1839		1940	2036	2039		2139			
Yeovil Pen Mill	a			0955										1521																
Crewkerne	d	0749	0949		1049	1149		1249		1349		1449		1549		1649		1749		1849		1950		2049		2149				
Axminster	d	0803	1003		1103	1203		1303		1403		1503		1603		1703		1803		1903		2004		2103		2203				
Honiton	d	0816	1016		1116	1216		1316		1416		1516		1616		1716		1816		1916		2017		2116		2216				
Feniton	d	0821	1021		1121	1221		1321		1421		1521		1621		1721		1821		1921		2022		2121		2221				
Whimple	d	0826	1026		1124			1324				1524				1724				1924				2124		2227				
Cranbrook	d	0831	1031		1128	1229		1328		1429		1528		1629		1728		1829		1928		2030		2128		2231				
Pinhoe	d	0835	1035		1132	1233		1332		1433		1532		1633		1732		1833		1932		2034		2132		2235				
Exeter Central	a	0839	1039		1137	1237		1337		1437		1537		1637		1737		1837		1937		2038		2137		2240				
Exeter St Davids	a	0843	1046		1142	1242		1342		1445		1542		1642		1742		1842		1942		2043		2143		2244				

Late night and weekend trains may be altered due to engineering works.

 Please check at southwesternrailway.com before travelling.

For guide to notes and symbols see end of timetable.

GUIDE TO NOTES AND SYMBOLS

First Class accommodation also available on all trains shown in **bold type**.

A Also has portion from Bristol Temple Meads - see table 20A.

B Runs via Westbury - see table 20A.

C Portion for Bristol Temple Meads detaches at Salisbury. Please make sure you travel in the correct portion.

G Continues to Castle Cary, Bruton, Frome and Westbury - see table 20A.

H From Bristol Temple Meads - see table 20A.

J Also has portion from Castle Cary - see table 20A.

K To Frome - see table 20A.

L Also has portion from Frome - see table 20A.

N To or from Weymouth - see table 20AS.


P Portion for Castle Cary detaches at Salisbury. Please make sure you travel in the correct portion.

FO Train runs on **Fridays only**.

FX Train does **not run** on Fridays.

 Train attaches to another.

All services shown in **bold type** are operated by South Western Railway.

- a Arrival time.
- b Change at Basingstoke.
- c Change at Salisbury.
- d Departure time.
- h Change at Salisbury and Fareham.
- s Stops to let passengers leave the train only.
- u Stops to let passengers join the train only.
- v Change at Fareham and Salisbury.
- w Change at Woking.
- y Arrives Honiton at 0600.
- z Arrives Axminster at 0643.
- ▼ Cycles only carried with advance reservation.
- ⚖ Catering (trolley service) provided for all or part of the journey.
- ↔ Railair coach link between Woking station and Heathrow Airport. Visit nationalexpress.com for details.
-  Interchange for Wightlink (Portsmouth-Ryde) catamaran and Gosport ferry.
- ⊖ Interchange for London Underground. Visit tfl.gov.uk for details.

 Car Park.

⑦ Minimum connection time where different from the standard five minutes.

★ Passengers travelling with cycles may not join or leave services at stations with train times shown in blue.

Cycle reservations

A cycle space must be reserved in advance when a ▼ symbol appears above the train.
























Cycles on trains - Monday to Friday

At peak times the following restrictions apply in the area bounded by Reading, Hook, Alton, Guildford and Dorking.

Passengers travelling with cycles may not join or leave services timed to arrive at London Waterloo between 0715 and 1000 inclusive or timed to depart London Waterloo between 1645 and 1900 inclusive.

STATION INFORMATION

See notes for explanation of symbols.

Exeter St Davids		⑥
Exeter Central		
Pinhoe		
Cranbrook		
Whimble		
Feniton		
Honiton		
Axminster		
Crewkerne		
Yeovil Junction		
Sherborne		
Templecombe		
Gillingham (Dorset)		
Tisbury		
Salisbury		
Southampton Central		
Portsmouth Harbour		
Grateley		
Andover		
Whitchurch (Hants)		
Overton		
Basingstoke		
Reading		⑦
Woking		↔
Clapham Junction		⑩
London Waterloo	⊖	⑮

SATURDAY

Notes	□	□▼ HN	□▼	□▼ D	□▼ D	□▼ D	□▼ V	□▼ D				
London Waterloo	d	0635	0850	0920	1220	1620	1750	1920				
Clapham Junction	d	0642u	0857u	0927u	1227u	1627u	1757u	1927u				
Woking	d	0701	0916	0946	1246	1646	1816	1946				
Basingstoke	d	0723	0938	1007	1307	1707	1838	2007				
Overton	d	0731	0946				1846					
Whitchurch (Hants)	d	0736	0951				1851					
Andover	d	0745	1000	1024	1324	1724	1900	2024				
Grateley	d	0752	1007				1907					
Salisbury	a	0805	1020	1042	1342	1742	1920	2045				
Salisbury	d	0640	0813	1026	1052	1352	1756	1927	2057			
Warminster	a	0659		1045	1111	1411	1815	1946	2116			
Westbury	a	0708		1054	1120	1420	1824	1954	2125			
Frome	a		1106			1445c	1841c	2007	2145c			
Bruton	a						1852c	2018	2157c			
Castle Cary	a			1212c			1857c	2023	2202c			
Yeovil Pen Mill	a		0945				1910c	2038	2217c			
Trowbridge	a	0714		1126	1426	1830		2131				
Bradford-on-Avon	a	0720		1132	1432	1836		2137				
Bath Spa	a	0733		1152	1451	1852		2152				
Oldfield Park	a	0737		1156	1455	1856						
Keynsham	a	0744		1203	1502	1903		2200				
Bristol Temple Meads	a	0752		1212	1510	1912		2208				

SUNDAY

□▼ D	□▼ D	□▼	□▼	□▼ D								
0915	1215	1535e	1745	1820								
0922u	1222u	1542e	1753u	1827u								
0947	1246	1607e	1813	1846								
1008	1307	1631	1834	1907								
		1639	1843									
		1644	1848									
1025	1324	1653	1856	1924								
		1700	1904									
1042	1342	1714	1917	1942								
1055	1355	1716	1921	1955								
1114	1414	1735	1940	2014								
1123	1423	1744	1949	2023								
		1757	2004									
		1854c	2016									
1210c		1857c	2021									
		1912c	2036									
1129	1429			2029								
1135	1435			2035								
1152	1454			2052								
1156	1458											
1203	1505			2100								
1211	1513			2108								

NOTES TO THIS TABLE

- D** Train divides at Salisbury - please make sure you join the correct portion.
- G** Train continues to Westbury (see other direction).
- H** Runs via Sherborne and Yeovil Junction (see main timetable).
- N** To Weymouth (see Table 20AS).
- V** Continues to Yeovil Junction, arriving 2045.
- a** Arrival time.
- c** Change at Westbury.
- d** Departure time.
- e** Change at Basingstoke.
- u** Stops to let passengers join the train only.
- First Class accommodation also available.
- ▼** Cycles only carried with advance reservation.

* For the complete service between London Waterloo, Andover and Salisbury, also trains to Yeovil Junction, please see earlier pages.
For details of the complete service between Salisbury, Bath Spa and Bristol, also Weymouth and Westbury to Yeovil Pen Mill, please see Great Western Railway publicity.

Late night and weekend trains may be altered due to engineering works.
Please check at southwesternrailway.com before travelling.

20AS SATURDAY ONLY
London Waterloo, Salisbury, Yeovil and Exeter to and from Weymouth

		□ ▼	□ ▼			
	<i>Notes</i>					
London Waterloo	d	0635	<i>1120b</i>			
Clapham Junction	d	0642u	<i>1127b</i>			
Woking	d	0701	<i>1146b</i>			
Basingstoke	d	0723	<i>1207b</i>			
Andover	d	0745	<i>1224b</i>			
Salisbury	d	0813	<i>1247b</i>			
Tisbury	d	0832	<i>1306b</i>			
Gillingham (Dorset)	d	0900	<i>1317b</i>			
Templecombe	d	0907	<i>1325b</i>			
Sherborne	d	0915	<i>1332b</i>			
Exeter St Davids	d	<i>0824b</i>	<i>1225b</i>			
Exeter Central	d	<i>0828b</i>	<i>1230b</i>			
Cranbrook	d	<i>0837b</i>	<i>1239b</i>			
Honiton	d	<i>0855b</i>	<i>1255b</i>			
Axminster	d	<i>0906b</i>	<i>1306b</i>			
Crewkerne	d	<i>0919b</i>	<i>1319b</i>			
Yeovil Junction	a	0920				
Yeovil Junction	d	0935	1416			
Yeovil Pen Mill	a	0945	1421			
Yeovil Pen Mill	d	0950	1426			
Thornford	a					
Yetminster	a					
Chetnole	a					
Maiden Newton	a	1006	1442			
Dorchester West	a	1017	1454			
Upwey	a	1024	1501			
Weymouth	a	1029	1506			

		□ ▼	□ ▼			
	<i>Notes</i>					
Weymouth	d	1210	1654			
Upwey	d	1215	1659			
Dorchester West	d	1223	1707			
Maiden Newton	d	1234	1718			
Chetnole	d					
Yetminster	d					
Thornford	d					
Yeovil Pen Mill	a	1250	1734			
Yeovil Pen Mill	d	1255	1739			
Yeovil Junction	a	1300	1744			
Yeovil Junction	d		1753			
Crewkerne	a	<i>1348b</i>	<i>1848b</i>			
Axminster	a	<i>1402b</i>	<i>1902b</i>			
Honiton	a	<i>1415b</i>	<i>1915b</i>			
Cranbrook	a	<i>1429b</i>	<i>1928b</i>			
Exeter Central	a	<i>1437b</i>	<i>1937b</i>			
Exeter St Davids	a	<i>1442b</i>	<i>1942b</i>			
Sherborne	a	<i>1335b</i>	1759			
Templecombe	a	<i>1343b</i>	1807			
Gillingham (Dorset)	a	<i>1350b</i>	1814			
Tisbury	a	<i>1401b</i>	1827			
Salisbury	a	<i>1416b</i>	1841			
Andover	a	<i>1437b</i>	1905			
Basingstoke	a	<i>1455b</i>	1928			
Woking	a	<i>1515b</i>	1948			
Clapham Junction	a	<i>1536b</i>	<i>2011c</i>			
London Waterloo	a	<i>1549b</i>	2019			

NOTES FOR THIS TABLE

- a** Arrival time.
- b** Change at Yeovil Junction.
- c** Change at Basingstoke.
- d** Departure time.
- u** Stops to let passengers join the train only.
- First Class accommodation also available.
- ▼** Cycles only carried with advance reservation.

* For the complete service between London Waterloo, Salisbury, Yeovil Junction and Exeter, please see earlier pages.
For the complete service between Weymouth, Yeovil Pen Mill, Westbury and Bristol, please see Great Western Railway publicity.

Late night and weekend trains may be altered due to engineering works.
Please check at southwesternrailway.com before travelling.

20B Yeovil Pen Mill - Weymouth

MONDAY TO FRIDAY

	Notes									
Yeovil Pen Mill	d	0733	1014	1115	1312	1619	1813	1920	2215	
Dorchester West	d	0807	1048	1153	1353	1653	1847	1954	2249	
Upwey	d	0814	1056	1201	1401	1701	1855	2001	2256	
Weymouth	a	0819	1101	1206	1406	1706	1900	2006	2301	

SATURDAY

	SW				SW					
0730	0950	1010	1110	1310	1426	1612	1818	1912	2218	
0804	1018	1044	1153	1353	1454	1654	1853	1953	2252	
0812	1025	1052	1201	1401	1501	1702	1901	2002	2300	
0818	1029	1058	1207	1407	1506	1708	1908	2009	2308	

SUNDAY

0951	1102	1501	1913	2219
1029	1141	1536	1948	2253
1037	1149	1544	1956	2301
1042	1154	1549	2004	2306

20B Weymouth - Yeovil Pen Mill

MONDAY TO FRIDAY

	Notes									
Weymouth	d	0528	0644	0849	1111	1312	1455	1723	2015	
Upwey	d	0533	0649	0854	1116	1317	1500	1728	2020	
Dorchester West	d	0541	0657	0902	1124	1325	1508	1736	2028	
Yeovil Pen Mill	a	0616	0730	0935	1201	1359	1547	1809	2101	

SATURDAY

			SW		SW					
0640	0847	1110	1210	1310	1455	1654	1728	2020		
0645	0852	1115	1215	1315	1500	1659	1733	2025		
0653	0900	1123	1223	1323	1508	1707	1741	2033		
0726	0934	1157	1250	1357	1542	1734	1815	2107		

SUNDAY

A										
0807	1100	1408	1610	1756	2009					
	1105	1413	1615	1801	2014					
0819	1113	1421	1623	1809	2022					
0852	1148	1454	1656	1842	2055					

NOTES

Operated by Great Western Railway except where shown.

For details of seat and cycle reservation requirements and also catering facilities, please refer to Great Western Railway publications.

SW South Western Railway service.
First Class accommodation available. Cycle reservations required.

A Runs from 5 April 2020.

a Arrival time.

d Departure time.

STATION INFORMATION

For a guide to notes and symbols, see end of main timetable.

Yeovil Pen Mill	P	
Dorchester West		
Upwey	P	S
Weymouth	P	S

Late night and weekend trains may be altered due to engineering works.



Visit us at southwesternrailway.com

- Buying tickets online
- Special offers and days out
- Live train information
- Plan your journey
- Train times
- Latest news



Free Travel Alerts southwesternrailway.com/alerts

Keeping our registered customers up-to-date with their service running information, delays and alterations.



Twitter Customer Service [@SW_Railway](https://twitter.com/SW_Railway) [@SW_Help](https://twitter.com/SW_Help)

Follow South Western Railway on Twitter and be the first to know what's happening on our network.



[Facebook.com/SWRailway](https://www.facebook.com/SWRailway)

Providing South Western Railway network information and details of our latest offers.



Customer Service Centre **0345 6000 650**

Our UK based team are available 7 days a week from 6am to 10pm for:

- Ticket sales by credit or debit card
- Comments and suggestions



Assisted Travel **0800 5282 100** Textphone **0800 6920 792**

A freephone service open 24 hours for older and disabled customers. We recommend booking assistance **12 hours in advance.**



National Rail Enquiries **03457 48 49 50**

Train times, fares and rail information.

First MTR South Western Trains Limited (trading as South Western Railway) accepts no liability for any inaccuracy in the information contained in this timetable which is subject to alteration.

First MTR South Western Trains Limited. Registered in England and Wales 07900320.
Registered office: 4th Floor, Capital House, 25 Chapel Street, London NW1 5DH.
A First and MTR company.

