

28 Weymouth and Bournemouth to London Waterloo



Train times

11 December 2022 to 20 May 2023

Your timetable

This timetable shows train services between **Weymouth, Poole, Bournemouth, Southampton, Winchester, Basingstoke, Woking and London Waterloo**.

It also shows train services between:

- **Yeovil and Weymouth** - see timetable **28A**.

And it shows connecting **bus services**:

- between **Dorchester South, Bridport and Lyme Regis** – see timetable **28B**;
- between **Weymouth, Bridport and Lyme Regis** – see timetable **28C**; and
- from **Bournemouth Rail Station and Bournemouth Airport** – see timetable **28D**.

For the complete train service between Southampton and London Waterloo (and the stations in-between), please see timetable 19.

For services between Brockenhurst, Lymington Town and Lymington Pier (for Yarmouth, Isle of Wight), please see timetable 27.

Buy a ticket before you board

You need to buy a valid ticket before you get on your train. We know that most of our passengers do this before travelling, and we have a duty to those passengers to make sure no-one travels without paying. This is why we run a penalty fares scheme across most of our network.

If you travel without a valid ticket to or from a station within the penalty fares area, you may have to pay a penalty fare of £20 or twice the single fare to the next station your train stops at (whichever is higher). You will also have to buy a ticket for the rest of your journey.

We have a policy to, wherever possible, prosecute everyone who deliberately avoids paying.

Cycles on trains

The services in this timetable have limited room for cycles, so we have had to apply some restrictions. The ★ symbol, with train times printed in **blue**, shows which trains have restrictions. These restrictions are explained in the 'Guide to notes and symbols' section.

We will carry folding cycles on any train, as long as they can be folded small enough to be carried safely in the luggage rack. Cycles are not allowed on buses that replace trains during engineering work.

Changes to train times

Network Rail need to do engineering work to maintain and improve the rail network. They do a lot of this work at weekends and during holiday periods, but they also need to do some work overnight during the week.

If we need to close rail lines so Network Rail can carry out work, buses will replace train services. We may also have to alter train services over a wider area.

Please check for any changes to train times before travelling at weekends, late in the evening or early in the morning.

Look for the 'Changes to train times' posters at stations, or visit our website at **southwesternrailway.com**.

Travel with Confidence

So that you can travel with confidence, we are: ventilating trains to refresh air, improving information about journeys and trains, and extensively cleaning trains and stations.

In crowded spaces, wear a face covering out of respect to others. Please be considerate of other passengers and rail staff.

Automated Delay Repay

We have introduced a new Automated Delay Repay (ADR) system that drastically cuts the time it takes to claim and receive compensation if your train is late.

ADR works for all customers who have bought Advance tickets or a Touch Smartcard season ticket from our website.

If you have a Touch Smartcard season ticket, you will need to touch in and out at the beginning and end of your journey, sign up for a Delay Repay account at

delayrepay.southwesternrailway.com and select 'Auto Delay Repay'. (The email addresses you use for 'My Account' and 'Delay Repay' must match.)

To find out more about Automated Delay Repay, visit:

[southwesternrailway.com/contact-and-help/refunds-and-compensation/delay-repay/automated-delay-repay](https://www.southwesternrailway.com/contact-and-help/refunds-and-compensation/delay-repay/automated-delay-repay).

No-smoking policy

For the comfort of all our customers, smoking and using e-cigarettes is not allowed on any part of our trains or stations.

You can smoke outside the station entrance or in our car parks.



South Western Railway and Community Rail Partnerships

We are committed to working with Community Rail Partnerships (CRPs) across our network. CRPs are not-for-profit organisations that help to further connect the railway with the communities they serve. They work closely with SWR to promote healthy and sustainable travel, design projects which bring communities together, as well as support social and economic development. SWR is proud to provide core funding and support to 12 CRPs on our network.

Purbeck CRP

Stations: Holton Heath, Wareham, Wool, Moreton, Dorchester South and the Swanage Railway

Formed in conjunction with Swanage Railway, Purbeck CRP supports the reintroduction of services from Swanage to Wareham. The partnership covers not only four of the mainline stations but also those on the Swanage line.

Find out more at purbeckcrp.org.uk

South Wessex Community Rail Partnership

A new CRP that covers part of the Heart of Wessex Line – with a new name – South Wessex CRP. Covering the line running south of Westbury to Weymouth.

Three Rivers Community Rail Partnership

Stations: Salisbury, Dean, Mottisfont & Dunbridge, Romsey, Millbrook, Redbridge, Southampton Central, St Denys, Swaythling, Southampton Airport, Eastleigh, Chandler's Ford, Bitterne, Woolston, Sholing, Netley, Hamble, Bursledon, Shawford and Winchester

Three Rivers aims to improve stations in the area of the rail routes that run alongside the main rivers between Salisbury, Winchester, Southampton and Bursledon – hence 'Three Rivers'. It is a group of local authorities, residents and the train industry, working to improve local stations, promote tourism, and train and bus service integration.

Find out more at threeriversrail.com/



MONDAY TO FRIDAY
Weymouth, Poole and Bournemouth to Basingstoke, Woking and London Waterloo

	Operator Notes	SW ★	SW	SW ★	SW ★	XC ★	SW ★	SW ★	SW ★	SW ★	XC ★	SW ★	SW ★	SW	SW	SW	SW	SW	SW	XC	SW	SW	SW	SW	SW	SW	SW	SW	
Weymouth	d							0555		0625			0655			0725	0755			0820		0903			0920	1003			1020
Upwey	d							0559		0629			0659			0729	0759			0824				0924	1004			1024	
Dorchester South	d							0607		0637			0707			0737	0807			0833		0913			0933	1013		1033	
Moreton	d							0614		0644			0714			0744	0814			0839				0939			1039		
Wool	d							0620		0650			0720			0750	0820			0845				0945			1045		
Wareham	d							0627		0657			0727			0757	0827			0853		0928			0953	1028		1053	
Holton Heath	d							0631					0731			0801	0830			0856				0956			1056		
Hamworthy	a							0636		0704			0736			0806	0835			0901		0935			1001	1035		1101	
Poole	d	0500	0523	0540	0555			0641	0650	0711		0720	0741		0805	0811	0841	0850	0900	0907		0940		1000	1007	1040		1100	1107
Parkstone	d	0504	0527	0544	0559			0645	0654	0715		0724	0745		0809	0815	0845		0904		0944		1004		1044		1104		
Branksome	d	0507	0530	0547	0602			0649	0657	0719		0727	0749		0812	0819	0848		0908		0948		1008		1048		1108		
Bournemouth	a	0512	0535	0553	0607			0654	0702	0724		0732	0754		0818	0825	0854	0859	0913	0917		0954		1013	1017	1054		1113	1117
Bournemouth	d	0515	0537	0555	0611	0630	0634	0656	0704	0726	0730	0734	0756	0802	0822	0827	0856	0902		0922	0945	0959	1002		1022	1059	1102	1122	
Pokesdown for Boscombe	d	0519	0541		0615		0638		0708			0738		0806	0826	0831		0906		0926			1006		1026		1106	1126	
Christchurch	d	0523	0545		0619		0642		0712			0742		0810	0830	0835		0910		0930			1010		1030		1110	1130	
Hinton Admiral	d		0550		0624		0647		0717			0747		0815		0840		0915					1015				1115		
New Milton	d	0530	0554		0628		0651		0721			0751		0819	0837	0844		0919		0937			1019		1037		1119	1137	
Sway	d		0559		0633		0656		0726			0756		0824		0849		0924					1024				1124		
Brockenhurst	a	0536	0604	0610	0638		0701		0731			0801	0810	0829	0843	0854	0910	0929		0943	0959	1013	1029		1043	1113	1129	1143	
Brockenhurst	d	0537		0611	0640		0703		0733			0802	0811	0830	0844	0855	0911	0930		0944	1000	1014	1030		1044	1114	1130	1144	
Beaulieu Road	d											0807		0835									1035						
Ashurst (New Forest)	d				0648		0711		0741			0811		0839				0902		0939							1139		
Totton	d	0548		0622	0653		0716		0746			0816		0844				0907		0944			1044				1144		
Southampton Central	a	0554		0628	0658	0702	0721	0725	0752	0756	0802	0822	0826	0854	0858	0918	0926	0953		0958	1013	1028	1053		1058	1128	1152	1158	
Southampton Central	d	0555		0630	0700	0715		0730		0800		0815		0830		0902	0900		0930		0955	1000	1015	1030	1055	1100	1130	1155	1200
Southampton Airport	a	0602		0637	0707	0722		0737		0807		0822		0837		0912	0907		0937		1002	1007	1022	1037	1102	1107	1137	1202	1207
Eastleigh	a	0607		0649t				0749t						0850t		0916	0916t	0950t		1006			1050t	1106		1137t	1150t	1206	
Winchester	a	0617		0647	0717	0730		0747		0817		0830		0847		0917	0917		0947		1025	1017	1030	1047	1124	1117	1147	1222	1217
Basingstoke	a	0635		0704	0734	0746		0814r		0834		0846		0914r		0936	1016r			1034	1047	1115r			1134	1216r		1234	
Reading	a	0729b		0747b		0809						0907		0946e		1019b	1055e			1106	1150e			1218b		1249e			
Woking	a	0655		0732r	0805r	0833b		0842r		0853		0918b		0922		0955	1021			1115b	1120			1215b		1220			
Clapham Junction	a	0716								0915		0938b		0942		1015	1057k			1111	1136b	1157k			1211	1257k		1311	
London Waterloo	a	0727		0749	0819		0848		0926			0953		1024		1049				1120		1149			1220	1249		1320	

Late night and weekend trains may be altered due to engineering works.
Please check at southwesternrailway.com before travelling.

★ Passengers travelling with cycles may not join or leave services at stations with train times shown in blue.

For guide to notes and symbols, see end of this timetable.

MONDAY TO FRIDAY
Weymouth, Poole and Bournemouth to Basingstoke, Woking and London Waterloo

	Operator Notes	XC	SW	SW	SW	SW	SW	SW	SW	XC	SW	SW	SW	SW	SW	SW	SW	SW	XC	SW	SW	SW	SW	SW	XC	SW									
Weymouth	d		1103			1120	1203				1220			1303			1320	1403				1420			1503			1520			1603				
Upwey	d					1124					1224					1324						1424						1524							
Dorchester South	d		1113			1133	1213				1233			1313			1333	1413				1433			1513			1533			1613				
Moreton	d					1139					1239					1339						1439						1539							
Wool	d					1145					1245					1345						1445						1545							
Wareham	d		1128			1153	1228				1253			1328			1353	1428				1453			1528			1553			1628				
Holton Heath	d					1156					1256					1356						1456						1556							
Hamworthy	a		1135			1201	1235				1301			1335			1401	1435				1501			1535			1601			1635				
Poole	d		1140			1200	1207	1240			1300	1307				1340			1400	1407	1440			1500	1507		1540			1600	1607	1640			
Parkstone	d		1144			1204	1244			1304				1344			1404	1444				1504			1544			1604			1644				
Branksome	d		1148			1208	1248			1308				1348			1408	1448				1508			1548			1608			1648				
Bournemouth	a		1154			1213	1217	1254			1313	1317				1354			1413	1417	1454			1513	1517		1554			1613	1617	1654			
Bournemouth	d	1145	1159	1202	1222	1259	1302	1322	1345	1359	1402	1422	1459	1502	1522	1545	1559	1602	1622												1645	1659			
Pokedown for Boscombe	d			1206	1226		1306	1326			1406	1426		1506	1526			1606	1626																
Christchurch	d			1210	1230		1310	1330			1410	1430		1510	1530			1610	1630																
Hinton Admiral	d			1215			1315				1415			1515			1615																		
New Milton	d			1219	1237		1319	1337			1419	1437		1519	1537			1619	1637																
Sway	d			1224			1324				1424			1524			1624																		
Brockenhurst	a		1213	1229	1243	1313	1329	1343			1413	1429	1443	1513	1529	1543			1613	1629	1643											1713			
Brockenhurst	d		1214	1230	1244	1314	1330	1344			1414	1430	1444	1514	1530	1544			1614	1630	1644											1714			
Beaulieu Road	d			1235							1435																					1635			
Ashurst (New Forest)	d			1239			1339				1439					1539																1639			
Totton	d			1244			1344				1444					1544																1644			
Southampton Central	a	1213	1228	1252	1258	1328	1351	1400	1413	1428	1451	1458	1528	1551	1558	1613	1628	1651	1658													1713	1728		
Southampton Central	d	1215	1230	1255	1300	1330	1355	1402	1415	1430	1455	1500	1530	1555	1600	1615	1630	1652	1700													1715	1730		
Southampton Airport	a	1222	1237	1302	1307	1337	1402	1409	1422	1437	1502	1507	1537	1603	1607	1622	1637	1703	1707													1722	1737		
Eastleigh	a		1250t	1307		1350t	1406			1450t	1509		1550t	1608		1650t	1707															1707	1735t	1750t	
Winchester	a	1230	1248	1324	1317	1347	1425			1418	1430	1447	1521	1517	1547	1624	1617	1630	1647													1717	1747		
Basingstoke	a	1246	1315r		1334	1415r				1435	1446	1515r		1535	1614r		1634	1646	1715r													1734	1741	1746	1809r
Reading	a	1305	1355e		1419b	1449e				1505	1553e		1617b	1650e		1706																	1806	1850e	
Woking	a	1315b	1320		1416b	1420				1515b	1520	1615b		1635b	1706b		1716b	1720															1816b	1820	
Clapham Junction	a	1336b	1357k		1411	1457k				1511	1536b		1612	1659k		1712	1737b	1757k															1810	1836b	1858k
London Waterloo	a		1349		1420	1449				1520				1621	1649																		1820	1849	

Late night and weekend trains may be altered due to engineering works.
Please check at southwesternrailway.com before travelling.

For guide to notes and symbols, see end of this timetable.

MONDAY TO FRIDAY

Weymouth, Poole and Bournemouth to Basingstoke, Woking and London Waterloo

Operator Notes	SW	SW	SW	SW	SW	SW	SW	SW	SW	XC	SW	SW	SW	SW	SW	XC	SW	SW	SW	SW	SW	SW	SW	SW	SW	SW	SW	SW								
Weymouth	d			1620		1703					1720						1803					1820						1903			1920	1959	2007	2100	2210	2310
Upwey	d			1624							1724											1824								1924	2011	2104	2214	2314		
Dorchester South	d			1633		1713					1733						1813					1833						1913		1937	2011	2021	2112	2223	2322	
Moreton	d			1639							1739											1839								1943		2027	2118	2229	2328	
Wool	d			1645							1745											1845								1949		2033	2124	2235	2334	
Wareham	d			1653		1728					1753						1828					1853						1928		1957	2028	2042	2132	2242	2342	
Holton Heath	d			1656							1756											1856														
Hamworthy	a			1701		1735					1801						1835					1901						1935		2003	2035	2048	2138	2249	2348	
Poole	d		1700	1707		1740		1800	1807					1900	1907							1840					1940	1950	2009	2040	2054	2144	2254	2354		
Parkstone	d		1704			1744		1804						1844	1904							1844					1944	1954		2044	2058	2148	2258			
Branksome	d		1708			1748		1808						1848	1908							1848					1948	1957		2048	2101	2151	2302			
Bournemouth	a		1713	1717		1755		1813	1817					1854		1913	1917					1854					1954	2002	2018	2054	2107	2157	2307	0003		
Bournemouth	d	1702	1722			1759	1802	1822			1845	1859	1902	1922			1945	1959	2005	2022	2059	2112	2212	2312												
Pokesdown for Boscombe	d	1706	1726				1806	1826					1906	1926								2009	2026	2059	2116	2216	2316									
Christchurch	d	1710	1730				1810	1830					1910	1930								2013	2030		2120	2220	2320									
Hinton Admiral	d	1715					1815						1915									2018			2125	2225	2325									
New Milton	d	1719	1737				1819	1837					1919	1937								2022	2037		2129	2229	2329									
Sway	d	1724					1824						1924									2027			2134	2234	2334									
Brockenhurst	a	1729	1743			1813	1829	1843					1929	1943				2013	2032	2043	2113	2138	2238	2338												
Brockenhurst	d	1730	1744			1814	1830	1844					1900	1914	1930	1944						2014	2033	2044	2114	2139	2239	2339								
Beaulieu Road	d						1835															2038														
Ashurst (New Forest)	d	1739					1839						1939									2042			2147	2247	2347									
Totton	d	1744					1844						1944									2047			2152	2252	2352									
Southampton Central	a	1750	1758			1828	1853	1859					1928	1952	1958			2013	2029	2053	2058	2128	2157	2257	2358											
Southampton Central	d	1752	1800			1830	1855	1900					1915	1930	1955	2000						2015	2030	2055	2100	2130	2200	2300								
Southampton Airport	a	1803	1807			1837	1902	1907					1922	1937	2002	2007						2022	2037	2102	2107	2137	2207	2307								
Eastleigh	a	1807		1807	1850t	1906					1906		1950t	2006								2050t	2106		2150t	2211	2311									
Winchester	a		1817	1822	1847			1917				1924	1930	1947								2032	2047	2123	2117	2147	2223	2323								
Basingstoke	a		1834	1840	1915r			1934				1941	1946	2015r								2048	2123r	2134	2216r	2240	2343									
Reading	a		1935b		2000e							2007	2104e	2021								2107	2157e	2240b	2250e	2327b	0031b									
Woking	a		1920b		1925								2021		2054							2117b	2122	2153	2223	2259	0018									
Clapham Junction	a		1911		2005k			2011					2053k	2117								2138b	2123	2213	2312k	2322										
London Waterloo	a		1920		1951			2020					2049	2129								2151			2222	2249	2331									

Late night and weekend trains may be altered due to engineering works.

Please check at southwesternrailway.com before travelling.

For guide to notes and symbols, see end of this timetable.

SATURDAY

Weymouth, Poole and Bournemouth to Basingstoke, Woking and London Waterloo

Operator Notes	SW	SW	SW	SW	XC	SW	SW	SW	SW	SW	SW	SW	SW	XC	SW	SW	SW	SW	SW	SW	SW	XC	SW	SW	SW	SW	SW											
Weymouth	d		0542		0617		0655			0720	0803				0820			0903									1020		1103				1120	1203				
Upwey	d				0621		0659			0724	0803				0824			0903									1024				1124		1203					
Dorchester South	d		0552		0629		0707			0733	0813				0833			0913									1033		1113			1133	1213					
Moreton	d				0636		0714			0739					0839												1039				1139		1213					
Wool	d		0602		0642		0720			0745					0845												1045				1145		1213					
Wareham	d		0610		0649		0727			0753	0828				0853			0928									1053		1128			1153	1228					
Holton Heath	d		0613		0653		0731			0756					0856												1056				1156		1228					
Hamworthy	a		0618		0658		0736			0801	0835				0901			0935									1101		1135			1201	1235					
Poole	d	0526	0624	0650	0703		0741		0800	0807	0840			0900	0907			0940								1000	1007	1040		1100	1107	1140		1200	1207	1240		
Parkstone	d	0530	0628	0654	0707		0745		0804		0844			0904			0944									1004		1044		1104		1144		1204	1244			
Branksome	d	0534	0631	0657	0711		0749		0808		0848			0908			0948									1008		1048		1108		1148		1208	1248			
Bournemouth	a	0540	0637	0702	0717		0754		0813	0817	0854			0913	0917			0954								1013	1017	1054		1113	1117	1154		1213	1217	1254		
Bournemouth	d	0542	0642	0705	0722	0745	0759	0802	0822	0859	0902	0922	0945	0959	1002	1022	1059	1102	1122	1145	1159	1202	1222	1259														
Pokesdown for Boscombe	d	0546	0646	0709	0726			0806	0826	0906	0926				1006	1026	1106	1126																				
Christchurch	d	0550	0650	0713	0730			0810	0830	0910	0930				1010	1030	1110	1130																				
Hinton Admiral	d	0555	0655	0718				0815		0915					1015		1115																					
New Milton	d	0600	0700	0722	0737			0819	0837	0919	0937				1019	1037	1119	1137																				
Sway	d	0605	0705	0727				0824		0924					1024		1124																					
Brockenhurst	a	0609	0709	0732	0743		0813	0829	0843	0913	0929	0943	0959	1013	1029	1043	1113	1129	1143																			
Brockenhurst	d	0610	0710	0733	0744		0814	0830	0844	0914	0930	0944	1000	1014	1030	1044	1114	1130	1144																			
Beaulieu Road	d							0835							1035																							
Ashurst (New Forest)	d	0618	0718	0740				0839		0939					1039		1139																					
Totton	d	0623	0723	0745				0844		0944					1044		1144																					
Southampton Central	a	0629	0728	0752	0758	0813	0828	0852	0858	0928	0952	0958	1013	1028	1052	1058	1128	1152	1158	1213	1228	1252	1258	1328														
Southampton Central	d	0630	0730	0755	0800	0815	0830	0855	0900	0930	0955	1000	1015	1030	1055	1100	1130	1155	1200	1215	1230	1255	1300	1330														
Southampton Airport	a	0637	0737	0802	0807	0822	0837	0902	0907	0937	1002	1007	1022	1037	1102	1107	1137	1202	1207	1222	1237	1302	1307	1337														
Eastleigh	a	0650t	0749t	0806			0849t	0906		0950t	1006			1050t	1106		1150t	1206																				
Winchester	a	0647	0747	0824	0817	0830	0847	0924		0917	0947	1024		1017	1030	1047	1117	1147	1224	1217	1230	1247	1324	1317	1347													
Basingstoke	a	0704	0815r		0834	0846	0914r		0935	1015r	1034		1046	1115r	1134	1215r	1234	1246	1315r	1246	1315r	1334	1415r															
Reading	a	0757b	0851e		0907	0948e		1020b	1050e	1106	1156e		1116	1156e	1220b	1250e	1306	1351e	1420b	1450e																		
Woking	a	0723	0821		0915b	0920		1015b	1020	1115b	1120		1115b	1120	1215b	1220	1315b	1320	1415b	1420																		
Clapham Junction	a	0743	0857k		0911	0936b	0957k		1011	1057k	1111	1136b	1157k	1211	1257k	1311	1336b	1357k	1411	1457k																		
London Waterloo	a	0752	0849		0920	0949		1020	1049	1120	1149		1119	1149	1224	1253	1320	1349	1420	1449																		

Late night and weekend trains may be altered due to engineering works.
Please check at southwesternrailway.com before travelling.

For guide to notes and symbols, see end of this timetable.

SATURDAY

Weymouth, Poole and Bournemouth to Basingstoke, Woking and London Waterloo

Operator Notes	SW	SW	SW	XC	SW	SW	SW	SW	SW	SW	SW	SW	XC	SW	SW	SW	SW	SW	SW	SW	XC	SW	SW	SW	SW	SW	SW	
Weymouth	d		1220		1303			1320	1403			1420		1503			1520	1603			1620			1703			1720	1803
Upwey	d		1224					1324				1424					1524			1624						1724		1803
Dorchester South	d		1233		1313			1333	1413			1433		1513			1533	1613			1633			1713			1733	1813
Moreton	d		1239					1339				1439					1539			1639						1739		1813
Wool	d		1245					1345				1445					1545			1645						1745		1813
Wareham	d		1253		1328			1353	1428			1453		1528			1553	1628			1653			1728			1753	1828
Holton Heath	d		1256					1356				1456					1556			1656						1756		1828
Hamworthy	a		1301		1335			1401	1435			1501		1535			1601	1635			1701			1735			1801	1835
Poole	d		1300	1307	1340		1400	1407	1440			1500	1507	1540			1600	1607	1640			1700	1707	1740		1800	1807	1840
Parkstone	d		1304		1344		1404		1444			1504		1544			1604		1644			1704		1744		1804		1844
Branksome	d		1308		1348		1408		1448			1508		1548			1608		1648			1708		1748		1808		1848
Bournemouth	a		1313	1317		1354		1413	1417	1454		1513	1517	1554			1613	1617	1654			1713	1717	1754		1813	1817	1854
Bournemouth	d	1302	1322	1345	1359	1402	1422	1459	1502	1522	1545	1559	1602	1622	1659	1702	1722	1745	1759	1802	1822	1859	1902	1922	1945	1959	2002	2022
Pokesdown for Boscombe	d	1306	1326			1406	1426		1506	1526		1559	1606	1626		1706	1726		1759	1806	1826		1906	1926		1959	2006	2026
Christchurch	d	1310	1330			1410	1430		1510	1530			1610	1630		1710	1730			1810	1830		1910	1930		1959	2006	2026
Hinton Admiral	d	1315				1415			1515				1615			1715				1815			1915	1935		1959	2006	2026
New Milton	d	1319	1337			1419	1437		1519	1537			1619	1637		1719	1737			1819	1837		1919	1937		1959	2006	2026
Sway	d	1324				1424			1524				1624			1724				1824			1924	1944		1959	2006	2026
Brockenhurst	a	1329	1343		1413	1429	1443	1513	1529	1543		1613	1629	1643	1713	1729	1743		1813	1829	1843	1913	1929	1943	1959	2006	2026	2046
Brockenhurst	d	1330	1344		1414	1430	1444	1514	1530	1544		1614	1630	1644	1714	1730	1744		1814	1830	1844	1914	1930	1944	1959	2006	2026	2046
Beaulieu Road	d					1435			1535			1635				1735				1835			1935	1955		1959	2006	2046
Ashurst (New Forest)	d	1339				1439			1539			1639				1739				1839			1939	1959		1959	2006	2046
Totton	d	1344				1444			1544			1644				1744				1844			1944	1964		1959	2006	2046
Southampton Central	a	1352	1358	1413	1428	1453	1458	1528	1552	1558	1613	1628	1652	1658	1728	1752	1758	1813	1828	1852	1858	1928	1952	1968	1978	2006	2026	2046
Southampton Central	d	1355	1400	1415	1430	1455	1500	1530	1555	1600	1615	1630	1655	1700	1730	1755	1800	1815	1830	1855	1900	1930	1955	1965	1975	2006	2026	2046
Southampton Airport	a	1402	1407	1422	1437	1502	1507	1537	1602	1607	1622	1637	1702	1707	1737	1802	1807	1822	1837	1902	1907	1937	2002	2007	2017	2006	2026	2046
Eastleigh	a	1406		1437t	1450t	1506		1550t	1606			1650t	1706		1750t	1806			1850t	1906		1950t	2006	2007	2017	2006	2026	2046
Winchester	a	1424	1417	1430	1447	1524	1517	1547	1625	1617	1630	1647	1724	1717	1747	1824	1817	1830	1847	1924	1917	1947	2024	2007	2017	2006	2026	2046
Basingstoke	a		1434	1446	1516r	1524	1534	1615r	1620	1634	1646	1715r	1724	1734	1815r	1824	1834	1846	1915r	1924	1934	2015r	2024	2007	2017	2006	2026	2046
Reading	a		1506	1551e	1620b	1650e	1660	1706	1750e	1823b	1850e	1906	1951e	2023b	2050e													
Woking	a		1515b	1520	1615b	1620	1615b	1706	1720	1815b	1820	1906	1920	1915b	1951b	2020	2020	2030	2050e									
Clapham Junction	a		1511	1536b	1557k	1612	1657k	1711	1736b	1757k	1811	1857k	1911	1936b	1957k	2020	2020	2030	2050e									
London Waterloo	a		1520	1549	1621	1649	1661	1749	1770	1820	1849	1920	1949	2020	2020	2030	2050e											

Late night and weekend trains may be altered due to engineering works.

Please check at southwesternrailway.com before travelling.

For guide to notes and symbols, see end of this timetable.

SATURDAY

Weymouth, Poole and Bournemouth to Basingstoke, Woking and London Waterloo

Operator Notes	SW	SW	XC	SW	SW	SW	SW	SW	SW	SW	SW	SW																											
Weymouth	d	1820		1903			1920		2010	2058		2210	2310																										
Upwey	d	1824					1924		2014	2102		2214	2314																										
Dorchester South	d	1833		1913			1933		2022	2110		2222	2322																										
Moreton	d	1839					1939		2028	2116		2228	2328																										
Wool	d	1845					1945		2034	2122		2234	2334																										
Wareham	d	1853		1928			1953		2042	2130		2242	2342																										
Holton Heath	d	1856					1956																																
Hamworthy	a	1901		1935			2001		2048	2136		2248	2348																										
Poole	d	1900	1907		1940		2000	2007	2040	2054	2142	2154	2254	2354																									
Parkstone	d	1904		1944			2004		2044	2058	2146	2158	2258																										
Branksome	d	1908		1948			2008		2048	2101	2149	2201	2301																										
Bournemouth	a	1913	1917		1954		2013	2017	2054	2107	2155	2207	2307	0003																									
Bournemouth	d	1922	1945	1959	2002		2022		2059	2112	2159	2212	2312																										
Pokesdown for Boscombe	d	1926			2006		2026			2116		2216	2316																										
Christchurch	d	1930			2010		2030			2120		2220	2320																										
Hinton Admiral	d				2015					2125		2225	2325																										
New Milton	d	1937			2019		2037			2129		2229	2329																										
Sway	d				2024					2134		2234	2334																										
Brockenhurst	a	1943	1959	2013	2029		2043		2113	2138	2213	2238	2338																										
Brockenhurst	d	1944	2000	2014	2030		2044		2114	2140	2214	2239	2339																										
Beaulieu Road	d				2035					2147		2247	2347																										
Ashurst (New Forest)	d				2039					2152		2252	2352																										
Totton	d				2044					2152		2252	2352																										
Southampton Central	a	1958	2013	2028	2053		2058		2128	2158	2228	2257	2357																										
Southampton Central	d	2000	2015	2030	2055		2100		2130	2200	2230	2300	2359																										
Southampton Airport	a	2007	2022	2037	2102		2107		2137	2207	2237	2307	0009																										
Eastleigh	a			2050t	2106				2150t	2211	2242	2311	0014																										
Winchester	a	2017	2031	2047	2124		2117		2147	2222	2255	2324	0028v																										
Basingstoke	a	2034	2047	2118r			2134		2215r	2239	2312	2343																											
Reading	a		2106	2150e			2219b		2250e	2325b	2355b																												
Woking	a			2120			2154		2219	2259	2332	0018																											
Clapham Junction	a	2111		2159k			2214		2247k	2322	0002	0053																											
London Waterloo	a	2120		2149			2223		2249	2331	0012	0104																											

Late night and weekend trains may be altered due to engineering works.
Please check at southwesternrailway.com before travelling.

For guide to notes and symbols, see end of this timetable.

SUNDAY

Weymouth, Poole and Bournemouth to Basingstoke, Woking and London Waterloo

Operator Notes	SW	SW	SW	SW	XC	SW	SW	SW	SW	XC	SW	SW	SW	SW	XC	SW	SW	SW	SW	XC	SW	SW	SW	XC	SW	SW	SW		
Weymouth	d			0748		0848		0948			1048		1148			1248		1348			1448		1548			1648		1745	
Upwey	d			0752		0852		0952			1052		1152			1252		1352			1452		1552			1652		1749	
Dorchester South	d			0800		0900		1000			1100		1200			1300		1400			1500		1600			1700		1800	
Moreton	d			0807		0907		1007			1107		1207			1307		1407			1507		1607			1707		1807	
Wool	d			0813		0913		1013			1113		1213			1313		1413			1513		1613			1713		1813	
Wareham	d			0820		0920		1020			1120		1220			1320		1420			1520		1620			1720		1820	
Holton Heath	d																												
Hamworthy	a			0827		0927		1027			1127		1227			1327		1427			1527		1627			1727		1827	
Poole	d	0720	0750	0832	0855	0932	0955	1032	1055		1132	1155	1232	1255		1332	1355	1432	1455		1532	1555	1632	1655		1732	1755	1832	
Parkstone	d	0724	0754	0836		0936		1037			1136		1236			1337		1437			1537		1637			1737		1836	
Branksome	d	0727	0757	0840		0940		1041			1140		1240			1341		1441			1541		1641			1741		1840	
Bournemouth	a	0732	0802	0846	0904	0946	1004	1047	1104		1146	1204	1246	1304		1347	1404	1447	1504		1547	1604	1647	1704		1747	1804	1847	
Bournemouth	d	0736	0806	0850	0940	0951	1006	1050	1106	1140	1150	1206	1250	1306	1340	1350	1406	1450	1506	1540	1550	1606	1650	1706	1740	1750	1806	1850	
Pokesdown for Boscombe	d	0740	0810		0910		1010		1110		1210		1310			1410		1510			1610		1710			1810			
Christchurch	d	0744	0814		0914		1014		1114		1214		1314			1414		1514			1614		1714			1814			
Hinton Admiral	d	0749	0819		0919		1019		1119		1219		1319			1419		1519			1619		1719			1819			
New Milton	d	0753	0823	0901		1002	1023	1101			1201	1223	1301			1401	1423	1501		1601	1623	1701		1723	1801	1823	1901		
Sway	d	0758	0828		0928		1028		1128		1228		1328			1428		1528			1628		1728			1828			
Brockenhurst	a	0802	0832	0908	0932	0954	1008	1032	1108	1132		1208	1232	1308	1332		1408	1432	1508	1532		1608	1632	1708	1732	1754	1808	1832	1908
Brockenhurst	d	0803	0833	0909	0933	0955	1009	1033	1109	1133		1209	1233	1309	1333		1409	1433	1509	1533		1609	1633	1709	1733	1755	1809	1833	1909
Beaulieu Road	d		0839		0939		1039		1139		1239		1339			1439		1539			1639		1739			1839			
Ashurst (New Forest)	d	0813	0843		0943		1043		1143		1243		1343			1443		1543			1643		1743			1843			
Totton	d	0818	0848		0948		1048		1148		1248		1348			1448		1548			1648		1748			1848			
Southampton Central	a	0824	0853	0923	0953	1008	1023	1053	1123	1153	1208	1223	1253	1323	1353	1408	1423	1453	1523	1553	1609	1623	1653	1723	1753	1810	1823	1853	1923
Southampton Central	d	0826	0855	0925	0955	1015	1025	1055	1125	1155	1215	1225	1255	1325	1355	1415	1425	1455	1525	1555	1615	1625	1655	1725	1755	1815	1825	1855	1925
Southampton Airport	a	0833	0902	0932	1002	1022	1032	1102	1132	1202	1222	1232	1302	1332	1402	1422	1432	1502	1532	1602	1622	1632	1702	1732	1802	1822	1832	1902	1932
Eastleigh	a		0907		1007		1107		1207		1307		1407			1506		1606			1706		1806			1906			
Winchester	a	0842	0922	0941	1022	1030	1041	1122	1141	1222	1230	1241	1322	1341	1423	1430	1441	1516	1541	1616	1630	1641	1716	1741	1816	1830	1841	1916	1941
Basingstoke	a	0901	0942	0958	1042	1046	1058	1142	1158	1242	1246	1258	1342	1358	1443	1446	1458	1533	1558	1633	1646	1658	1733	1758	1833	1846	1858	1933	1958
Reading	a	0932b	1006b	1032b		1106	1133b		1232b		1306	1332b		1432b		1506	1532b		1632b		1706	1732b		1832b		1906	1932b	2032b	
Woking	a	0928	1002	1019	1102		1118	1203	1218	1302		1318	1402	1418		1502	1518	1553	1618	1653		1718	1753	1818	1853		1918	1953	2018
Clapham Junction	a	0959	1029	1041	1129		1141	1227	1239	1327		1339	1427	1439		1527	1539	1614	1639	1714		1739	1814	1839	1915		1939	2015	2039
London Waterloo	a	1011	1043	1053	1141		1154	1237	1249	1337		1349	1437	1449		1537	1549	1624	1649	1724		1749	1825	1849	1925		1949	2024	2049

Late night and weekend trains may be altered due to engineering works.

Please check at southwesternrailway.com before travelling.

For guide to notes and symbols, see end of this timetable.

SUNDAY
Weymouth, Poole and Bournemouth to Basingstoke, Woking and London Waterloo

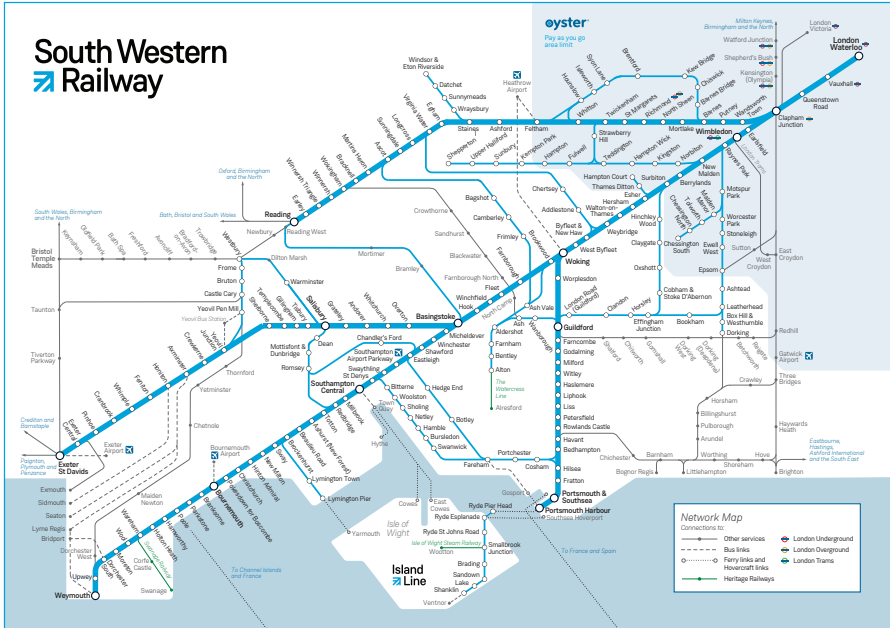
Operator	Notes	SW	XC	SW	SW	SW	SW	SW	SW																																	
Weymouth	d			1848		1958	2058	2158	2258																																	
Upwey	d			1852		2002	2102	2202	2302																																	
Dorchester South	d			1900		2010	2110	2210	2310																																	
Moreton	d			1907		2017	2117	2217	2317																																	
Wool	d			1913		2023	2123	2223	2323																																	
Wareham	d			1920		2030	2130	2230	2330																																	
Holton Heath	d																																									
Hamworthy	a			1927		2037	2137	2237	2337																																	
Poole	d	1855		1932	1955	2050	2150	2250	2350																																	
Parkstone	d			1937		2054	2154	2254	2354																																	
Branksome	d			1941		2057	2157	2257	2357																																	
Bournemouth	a	1904		1947	2004	2103	2203	2303	0003																																	
Bournemouth	d	1906	1940	1950	2006	2106	2208	2308																																		
Pokesdown for Boscombe	d	1910			2010	2110	2212	2312																																		
Christchurch	d	1914			2014	2114	2216	2316																																		
Hinton Admiral	d	1919			2019	2119	2221	2321																																		
New Milton	d	1923		2001	2023	2123	2225	2325																																		
Sway	d	1928			2028	2128	2230	2330																																		
Brockenhurst	a	1932		2008	2032	2132	2234	2335																																		
Brockenhurst	d	1933		2009	2033	2133	2235	2336																																		
Beaulieu Road	d	1939			2039	2139																																				
Ashurst (New Forest)	d	1943			2043	2143	2243	2343																																		
Totton	d	1948			2048	2148	2248	2348																																		
Southampton Central	a	1953	2008	2023	2053	2153	2253	2355																																		
Southampton Central	d	1955	2015	2025	2055	2155	2255																																			
Southampton Airport	a	2002	2022	2032	2102	2202	2302																																			
Eastleigh	a	2006			2106	2206	2309																																			
Winchester	a	2016	2030	2041	2116	2216	2322																																			
Basingstoke	a	2033	2046	2058	2133	2234	2342																																			
Reading	a		2106	2132b	2232b																																					
Woking	a	2053		2118	2153	2254	0002																																			
Clapham Junction	a	2114		2139	2214	2314	0023																																			
London Waterloo	a	2124		2149	2224	2324	0033																																			

Late night and weekend trains may be altered due to engineering works.

 Please check at southwesternrailway.com before travelling.

For guide to notes and symbols, see end of this timetable.

South Western Railway



Changing trains

Most journeys shown in this timetable are direct trains, shown in **bold type**. However, you may be able to make other journeys or reach your destination more quickly by changing trains. To help you find these alternative trains, we show them in *light italic type*. A letter against the time will show where you need to change trains – please check the ‘Notes’ section for an explanation of these letters.

Please allow plenty of time to change trains. At most stations you will need to allow at least five minutes. You will need longer at some stations, and this is shown in the ‘Station information’ table in this timetable. For example ⑩ means you should allow 10 minutes to change trains at this station.

MONDAY TO FRIDAY
London Waterloo, Woking and Basingstoke to Bournemouth, Poole and Weymouth

Operator Notes	SW	SW	SW	SW	SW	SW A	SW	SW	SW	XC	SW	SW	SW	XC	SW	SW	SW	SW	SW	SW	XC	SW	SW	SW					
London Waterloo	d			0530			0630		0703	0710b	0735			0805	0820b	0835			0905	0935		1005	1020b	1035	1105				
Clapham Junction	d			0537u			0637u		0710u	0717b	0723k			0812u	0828b	0828k			0912u	0927k		1012u	1027b	1027k	1112u				
Woking	d			0601			0657		0730	0736b	0800			0817b	0846b	0900			0916b	1000			1046b	1100					
Reading	d			0540b			0640b		0657b	0752				0800b	0852				0859b			1007b	1052		1107b				
Basingstoke	d			0718			0811		0750	0811	0819			0849	0911				0949	1003r		1049	1111		1149				
Winchester	d			0638			0735		0807	0827	0836	0841		0906	0927	0934			1005	1033		1105	1127	1133	1205				
Eastleigh	d			0649			0746			0821t	0846	0851			0921t				1004t	1021t		1100t	1121t		1200t				
Southampton Airport	d			0653			0750		0818	0835	0850	0855		0914	0936	0942			1014	1042		1114	1136	1142	1214				
Southampton Central	a			0700			0757		0825	0842	0857	0902		0923	0943	0950			1023	1049		1122	1143	1149	1221				
Southampton Central	d			0622	0702		0730	0759		0827	0845	0859	0906		0925	0945	0951	0956		1025	1051	1058	1124	1145	1151	1156	1224		
Totton	d			0628	0707		0738	0804		0833			0911					1001			1104				1201				
Ashurst (New Forest)	d			0632			0742	0809					0916					1006			1108				1206				
Beaulieu Road	d						0747	0813					1010					1010							1210				
Brookenhurst	a			0640	0718		0753	0819		0843		0912	0924		0939	0958	1004	1016		1038	1104	1116	1137		1204	1216	1237		
Brookenhurst	d			0615	0641	0718		0757	0820		0844		0913	0925		0939	0959	1005	1017		1039	1105	1117		1138		1205	1217	1238
Sway	d			0620	0646	0723		0824		0849			0929					1022			1122					1222			
New Milton	d			0625	0651	0728		0804	0829		0854		0934		0946			1027			1127		1145			1227	1245		
Hinton Admiral	d			0629	0655	0732			0833		0858		0938					1031			1131					1231			
Christchurch	d			0634	0700	0737		0811	0838		0903		0943		0953			1036			1136		1152			1236	1252		
Pokesdown for Boscombe	d			0637	0703	0740			0842		0906		0947		0957			1039			1139		1156			1239	1256		
Bournemouth	a			0641	0707	0744		0817	0846		0910	0913	0928	0953		1001	1013	1020	1044		1101	1120	1144		1200	1213	1220	1244	1300
Bournemouth	d	0611	0644	0712	0746	0804	0818	0847	0904	0912		0932		1004	1008		1024		1104	1108	1124		1204	1208		1224		1304	1308
Branksome	d	0616	0649	0717	0751	0809	0823	0852	0909	0917		0937			1013		1029			1113	1129		1204	1213		1229		1313	
Parkstone	d	0619	0652	0720	0754	0812	0826	0855	0912	0920		0940			1016		1032			1116	1132		1204	1216		1232		1316	
Poole	d	0624	0657	0725	0758	0817	0830a	0890	0917	0923a		0944		1014	1020a		1037		1114	1120a	1137		1214	1220a		1237		1314	1320a
Hamworthy	d	0629	0702	0730	0803	0822		0905	0922		0949			1019		1042		1119		1123	1142		1219			1242		1319	
Holton Heath	d	0633	0706	0734	0807	0826			0926				1023				1123			1128	1149		1223			1323			
Wareham	d	0638	0711	0739	0812	0831		0912	0931		0956		1028		1049		1128			1128	1149		1228			1249		1328	
Wool	d	0644	0717	0745	0819	0837		0919	0937		1002		1035				1135			1135			1235			1335			
Moreton	d	0650	0723	0751	0825	0843		0925	0943				1041				1141			1141			1241			1341			
Dorchester South	d	0658	0731	0759	0833	0851		0933	0951		1013		1054		1105		1149		1205	1205			1249			1305		1349	
Upwey	d	0705	0738	0806	0839	0858		0939	0958				1102				1155			1155			1255			1355			
Weymouth	a	0709	0742	0810	0844	0902		0944	1002			1023					1106			1116			1202			1215		1402	

Late night and weekend trains may be altered due to engineering works.

Please check at southwesternrailway.com before travelling.

For guide to notes and symbols, see end of this timetable.

MONDAY TO FRIDAY

London Waterloo, Woking and Basingstoke to Bournemouth, Poole and Weymouth

Operator Notes	SW	SW	SW	XC	SW	SW	SW	SW	SW	SW	XC	SW	SW	SW	SW	SW B	SW	XC	SW	SW							
London Waterloo	d 1135		1205	1220b	1235		1305	1335		1405	1420b	1435		1505	1535		1605	1620b	1635	1705							
Clapham Junction	d 1127k		1212u	1227b	1227k		1312u	1327k		1412u	1427b	1427k		1512u	1527k		1612u	1627b	1635	1657b							
Woking	d 1200			1246b	1300			1401			1446b	1500			1600			1646b	1659u	1716b							
Reading	d		1207b	1252			1307b			1407b	1452			1505b			1607b	1652									
Basingstoke	d 1203r		1248	1311			1349	1403r		1449	1511			1549	1603r		1648	1711	1719	1746							
Winchester	d 1233		1305	1327	1333		1405	1433		1505	1527	1532		1605	1633	1638	1706	1727	1735	1803							
Eastleigh	d 1221t		1304t	1321t			1400t	1421t		1500t	1521t			1600t	1621t	1650		1721t		1801t							
Southampton Airport	d 1242		1314	1336	1343		1414	1442		1514	1536	1541		1614	1642	1654	1715	1736	1744	1811							
Southampton Central	a 1249		1322	1343	1350		1421	1449		1522	1543	1549		1622	1649	1705	1722	1743	1751	1822							
Southampton Central	d 1251	1256	1324	1345	1352	1356	1424	1451	1456	1524	1545	1551	1556	1626	1628	1653	1656	1713	1725	1728	1744	1755	1758	1822	1825		
Totton	d	1301				1401			1501				1601	1634		1702	1720		1734			1804		1830			
Ashurst (New Forest)	d	1306				1406			1506				1606	1639		1706			1738			1808		1835			
Beaulieu Road	d					1410			1610				1610	1711					1813			1813		1843			
Brookhurst	a 1304	1316	1337		1405	1416	1437	1504	1515	1537		1604	1616	1639	1647	1708	1717	1731	1739	1746		1809	1819				
Brookhurst	d 1305	1317	1338		1406	1417	1438	1505	1517	1538		1605	1626	1640	1647	1709	1717	1731	1740	1747		1810	1819		1843		
Sway	d	1322				1422			1522				1631	1652	1722				1751			1824		1848			
New Milton	d	1327	1345			1427	1445		1527	1545			1636	1657	1727	1738		1756			1829		1853				
Hinton Admiral	d	1331				1431			1531				1640	1701	1731			1800			1833		1857				
Christchurch	d	1336	1353			1436	1452		1536	1552			1645	1706	1736	1745		1805			1838		1902				
Pokesdown for Boscombe	d	1339	1356			1439	1456		1539	1556			1648	1709	1739			1809			1841		1905				
Bournemouth	a 1320	1344	1400	1413	1421	1444	1500	1520	1544	1600	1613	1620	1653	1701	1713	1724	1743	1752	1755	1813	1817	1824	1845	1849	1909		
Bournemouth	d 1324		1404	1408		1425		1504	1508	1524		1604	1608		1624		1702	1715	1725	1745		1757	1814		1851	1911	
Branksome	d 1329			1413		1430			1513	1529			1613		1629		1708		1730	1750		1802	1819		1831	1856	1916
Parkstone	d 1332			1416		1433			1516	1532			1616		1632		1711		1733	1753		1805	1822		1834	1859	1919
Poole	d 1337		1415	1420a		1437		1514	1520a	1537		1614	1620a		1637	1717	1725a	1738	1756a		1809	1826a		1838	1903	1924a	
Hamworthy	d 1342		1420			1442		1519		1542		1619		1642		1722		1743			1814		1843		1908		
Holton Heath	d		1424					1523				1623			1726					1818				1912			
Wareham	d 1349		1428		1449		1528	1549		1628		1649		1730		1750				1823			1850		1917		
Wool	d		1435				1535			1635		1655		1737		1756				1830			1856		1923		
Moreton	d		1441				1541			1641				1743						1841				1929			
Dorchester South	d 1405		1449		1505		1549	1605		1649		1706		1751		1809				1849			1907		1937		
Upwey	d		1455				1555			1655				1757						1855				1944			
Weymouth	a 1415		1502		1515		1602	1616		1702		1715		1802		1818				1902			1918		1950		

Late night and weekend trains may be altered due to engineering works. Please check at southwesternrailway.com before travelling.

★ Passengers travelling with cycles may not join or leave services at stations with train times shown in blue.

For guide to notes and symbols, see end of this timetable.

MONDAY TO FRIDAY
London Waterloo, Woking and Basingstoke to Bournemouth, Poole and Weymouth

	Operator Notes	XC ★	SW	SW	SW ★	SW ★	XC	SW	SW	SW	SW	SW	XC	SW	SW	SW	SW	SW										
London Waterloo	d	1723b	1735	1805	1835	1905	1920b	1935		2005	2035		2105	2120b	2135		2205	2235	2335									
Clapham Junction	d	1702h			1802h	1912u	1927b			2012u	2027k		2112u	2127b	2127k		2212u	2227k	2344u									
Woking	d	1734b			1834b	1845b	1946b	2000			2100			2146b	2200			2300	0004									
Reading	d	1752		1757b	1832b	1905b	1950			1957b	2021c		2052b	2152		2205b	2249z	2334b										
Basingstoke	d	1811	1817	1846	1917	1948	2011			2049	2103r		2149	2211		2250	2311z	0035										
Winchester	d	1827	1833	1903	1934	2005	2027	2032		2105	2133		2205	2227	2234	2306	2333	0051										
Eastleigh	d	1821t		1855t	1921t	2000t	2021t			2103t	2121t		2209t	2222t			2324t	0100										
Southampton Airport	d	1835	1842	1911	1943	2014	2036	2041		2114	2142		2217	2235	2243		2315	2342	0105									
Southampton Central	a	1842	1849	1918	1950	2021	2043	2048		2122	2149		2225	2244	2250		2322	2350	0112									
Southampton Central	d	1845	1853	1856	1922	1925	1954	1956	2025	2028	2046	2051	2056	2125	2151	2156	2227	2245	2251		2324	2353	0113					
Totton	d			1901	1930	2002		2033				2101	2130		2201	2232					2329		0118s					
Ashurst (New Forest)	d			1906	1935	2007		2038				2106			2206	2237					2334							
Beaulieu Road	d														2210													
Brockenhurst	a	1858		1914		1943		2015	2040	2046		2104	2116	2141	2204	2216	2245		2305		2342	0006	0129s					
Brockenhurst	d	1859		1915		1944		2015	2041	2046		2105	2117	2142	2205	2217	2247		2306	2316	2343	0007						
Sway	d			1919		1948		2020		2051		2122	2146		2222	2251					2321	2347						
New Milton	d			1924		1953		2025		2056		2127	2151		2227	2256					2326	2352		0137s				
Hinton Admiral	d			1928		1957		2029		2100		2131	2155		2231	2300					2330	2356						
Christchurch	d			1933		2002		2034		2105		2136	2200		2236	2305					2335	0001		0144s				
Pokesdown for Boscombe	d			1937		2006		2037		2108		2139	2204		2239	2309					2338	0005		0148s				
Bournemouth	a	1913	1921	1941	1949	2010	2021	2041	2057	2112	2115	2120	2144	2208	2220	2244	2313	2317	2320	2342	0010	0022	0152					
Bournemouth	d		1923	1942	1950	2011	2022	2043	2101	2114		2124			2224					2324	2344		0024					
Branksome	d		1928	1947	1955	2016	2030	2048	2106	2119		2129			2229					2329	2349		0029					
Parkstone	d		1931	1950	1958	2019	2033	2051	2109	2122		2132			2232					2332	2352		0032					
Poole	d		1935	1955a	2003	2024a	2038	2056a	2113	2125a		2137			2237				2337	2355a		0036a						
Hamworthy	d		1940		2008		2043		2118			2142			2242					2342								
Holton Heath	d			2012																								
Wareham	d		1947	2017		2049		2126				2149		2249						2349								
Wool	d		1954	2023		2056		2133				2155		2255						2355								
Moreton	d			2029				2139				2201		2301						0002								
Dorchester South	d		2005	2037		2107		2147				2209		2309						0010								
Upwey	d			2044				2153				2216		2316						0016								
Weymouth	a		2015		2050		2117		2159			2220		2320						0022								

Late night and weekend trains may be altered due to engineering works.
Please check at southwesternrailway.com before travelling.

★ Passengers travelling with cycles may not join or leave services at stations with train times shown in blue.

For guide to notes and symbols, see end of this timetable.

SATURDAY

London Waterloo, Woking and Basingstoke to Bournemouth, Poole and Weymouth

Operator	Notes	SW	SW	SW	SW	SW	SW	SW	SW	SW	XC	SW	SW	SW	SW	SW	XC	SW	SW	SW	SW	SW	SW		
London Waterloo	d				0530		0630		0735		0805	0820b	0835		0905	0935		1005	1020b	1035		1105	1135		
Clapham Junction	d				0537u		0637u		0720k		0812u	0827b	0827k		0912u	0927k		1012u	1028b	1028k		1112u	1127k		
Woking	d				0603		0657		0800		0816b	0846b	0900		0916b	1000		1016b	1046b	1100		1116b	1200		
Reading	d				0543b		0637b		0732b		0807b	0852			0909b			1007b	1052			1105b			
Basingstoke	d			0510z	0624		0718		0821		0849	0911			0949	1003r		1048	1111			1148	1203r		
Winchester	d			0526z	0643		0734		0838		0905	0927	0933		1005	1033		1105	1127	1133		1205	1233		
Eastleigh	d			0536z	0652		0743		0847		0901t	0921t			1000t	1021t		1100t	1121t			1200t	1221t		
Southampton Airport	d			0540z	0656		0748		0851		0914	0936	0942		1014	1042		1114	1136	1142		1214	1242		
Southampton Central	a				0703		0756		0858		0922	0943	0949		1022	1050		1122	1143	1150		1222	1249		
Southampton Central	d			0620	0705	0721	0800	0817	0900	0903	0924	0945	0951	0956	1024	1051	1056	1124	1145	1151	1156	1224	1251	1256	
Totton	d			0625	0710	0726	0805	0822		0908				1001							1201			1301	
Ashurst (New Forest)	d			0630		0731		0827		0913				1006							1206			1306	
Beaulieu Road	d							0831						1010							1210				
Brockenhurst	a			0638	0721	0739	0816	0837	0913	0921	0937	0958	1004	1016	1037	1105	1116	1137		1205	1216	1237	1304	1316	
Brockenhurst	d			0615	0639	0722	0740	0817	0838	0914	0922	0938	0959	1005	1017	1038	1106	1117	1138		1206	1217	1238	1305	1317
Sway	d			0620	0643	0726	0744	0821	0842		0926			1022				1122			1222			1322	
New Milton	d			0625	0648	0731	0749	0826	0847		0931	0945		1027	1045		1127	1145			1227	1245		1327	
Hinton Admiral	d			0629	0652	0735	0753	0830	0851		0935			1031			1131				1231			1331	
Christchurch	d			0634	0657	0740	0758	0835	0856		0940	0952		1036	1052	1136	1152	1236			1236	1252		1336	
Pokesdown for Boscombe	d			0637	0701	0744	0802	0839	0900		0944	0956		1039	1056	1139	1156	1239			1239	1256		1339	
Bournemouth	a			0641	0706	0748	0806	0843	0905	0928	0952	1000	1013	1020	1044	1100	1120	1144	1200	1213	1220	1244	1300	1320	1344
Bournemouth	d	0611	0644	0711	0749	0811	0844	0909	0933		1004	1008		1024		1104	1108	1124		1204	1208		1304	1308	1324
Branksome	d	0616	0649	0716	0754	0816	0849	0914	0938			1013		1029			1113	1129			1213		1313	1329	
Parkstone	d	0619	0652	0719	0757	0819	0852	0917	0941			1016		1032			1116	1132			1216		1316	1332	
Poole	d	0624	0657	0724	0802	0824	0857	0922	0946		1014	1020a		1037		1114	1120a	1137		1214	1220a		1314	1320a	1337
Hamworthy	d	0629	0702	0729	0807	0829	0902	0927	0951		1019			1042		1119		1142		1219		1242	1319		1342
Holton Heath	d	0633	0706	0733		0833		0931			1023				1123			1223				1323			
Wareham	d	0638	0711	0738	0813	0838	0909	0935	0958		1028		1049		1128		1149			1228		1249	1328		1349
Wool	d	0644	0717	0744	0820	0844	0915	0942			1035				1135			1235				1335			
Moreton	d	0650	0723	0750	0826	0850	0921	0948			1041				1141			1241				1341			
Dorchester South	d	0658	0731	0758	0834	0858	0929	0956	1014		1051		1105		1149	1205		1249		1305		1349		1405	
Upwey	d	0705	0738	0805	0841	0905	0936	1002			1058				1155			1255				1355			
Weymouth	a	0709	0742	0809	0845	0909	0940	1007	1023		1102				1200			1300		1314		1400		1414	

Late night and weekend trains may be altered due to engineering works.
Please check at southwesternrailway.com before travelling.

For guide to notes and symbols, see end of this timetable.

SATURDAY

London Waterloo, Woking and Basingstoke to Bournemouth, Poole and Weymouth

Operator	Notes	SW	XC	SW	SW	SW	SW	SW	XC	SW	SW	SW	SW	SW	XC	SW	SW	SW	SW	SW	SW	
London Waterloo	d	1205	1220b	1235		1305	1335		1405	1420b	1435		1505	1535		1605	1620b	1635		1705	1735	
Clapham Junction	d	1212u	1227b	1227k		1312u	1327k		1411u	1427b	1427k		1512u	1527k		1612u	1627b	1627k		1712u	1727k	
Woking	d	1216b	1246b	1304		1316b	1400		1416b	1446b	1500		1516b	1600		1616b	1646b	1700		1716b	1800	
Reading	d	1208b	1252			1305b			1407b	1452			1507b			1607b	1652			1707b		
Basingstoke	d	1248	1311			1349	1403r		1449	1511			1549	1603r		1649	1711			1749	1803r	
Winchester	d	1305	1327	1336		1405	1433		1505	1527	1533		1605	1633		1705	1727	1733		1805	1833	
Eastleigh	d	1300t	1321t			1400t	1421t		1500t	1521t			1600t	1621t		1700t	1721t			1800t	1821t	
Southampton Airport	d	1314	1335	1345		1414	1442		1514	1535	1542		1614	1642		1714	1735	1742		1814	1842	
Southampton Central	a	1322	1342	1352		1422	1449		1522	1542	1549		1622	1649		1722	1742	1749		1822	1850	
Southampton Central	d	1324	1345	1353	1356	1424	1451	1456	1524	1545	1551	1556	1624	1651	1656	1724	1745	1751	1756	1824	1851	1856
Totton	d				1401			1501				1601			1701				1801			1901
Ashurst (New Forest)	d				1406			1506				1606			1706				1806			1906
Beaulieu Road	d				1410			1610				1610							1810			
Brockenhurst	a	1337		1407	1416	1437	1504	1516	1537		1605	1616	1637	1704	1716	1737		1804	1816	1837	1904	1916
Brockenhurst	d	1338		1408	1417	1438	1505	1517	1538		1606	1617	1638	1705	1717	1738		1805	1817	1838	1905	1917
Sway	d				1422			1522				1622			1722				1822			1922
New Milton	d	1345			1427	1445		1527	1545			1627	1645		1727	1745			1827	1845		1927
Hinton Admiral	d				1431			1531				1631			1731				1831			1931
Christchurch	d	1352			1436	1452		1536	1552			1636	1652		1736	1752			1836	1852		1936
Pokesdown for Boscombe	d	1356			1439	1456		1539	1556			1639	1656		1739	1756			1839	1856		1939
Bournemouth	a	1400	1413	1422	1444	1500	1520	1544	1600	1613	1620	1644	1700	1720	1744	1800	1813	1820	1844	1900	1920	1944
Bournemouth	d	1404	1408		1426	1504	1508	1524	1604	1608		1624	1704	1708	1724	1804	1808		1824	1904	1908	1924
Branksome	d		1413		1431		1513	1529		1613		1629		1713	1729		1813		1829		1913	1929
Parkstone	d		1416		1434		1516	1532		1616		1632		1716	1732		1816		1832		1916	1932
Poole	d	1414	1420a		1438	1514	1520a	1537	1614	1620a		1637	1714	1720a	1737	1814	1820a		1837	1914	1920a	1937
Hamworthy	d	1419			1443	1519		1542	1619			1642	1719		1742	1819			1842	1919		1942
Holton Heath	d	1423			1523				1623				1723			1823				1923		
Wareham	d	1428			1450	1528		1549	1628		1649		1728		1749	1828		1849		1928		1949
Wool	d	1435			1535				1635				1735			1835				1935		
Moreton	d	1441			1541				1641				1741			1841				1941		
Dorchester South	d	1449		1506	1549		1607		1649		1705		1749	1805		1849		1905		1949		2005
Upwey	d	1455			1555				1656				1755			1855				1955		
Weymouth	a	1500		1515	1600		1615		1700		1714		1800	1813		1900		1913		2000		2014

Late night and weekend trains may be altered due to engineering works.
Please check at southwesternrailway.com before travelling.

For guide to notes and symbols, see end of this timetable.

SATURDAY

London Waterloo, Woking and Basingstoke to Bournemouth, Poole and Weymouth

Operator	SW	XC	SW	SW	SW	SW	SW	SW	XC	SW	SW	XC	SW	SW	SW	SW	SW																		
Notes																																			
London Waterloo	d	1805	1820b	1835		1905	1935		2005	2020b	2035	2105	2120b	2135	2205	2235	2305	0010																	
Clapham Junction	d	1812u	1827b	1827k		1912u	1927k		2012u	2027b	2027k	2112u	2127b	2127k	2212u	2227k	2312u	0017u																	
Woking	d	1816b	1846b	1900		1916b	2000		2016b	2046b	2101	2116b	2146b	2200		2300	2332	0040																	
Reading	d	1805b	1852			1905b			2005b	2052		2105b	2152		2205b	2252z	2305b																		
Basingstoke	d	1849	1911			1949	2003r		2049	2111		2148	2211		2248	2311z	2352	0100																	
Winchester	d	1905	1927	1933		2006	2033		2105	2127	2133	2205	2227	2233	2305	2333	0011	0116																	
Eastleigh	d	1900t	1921t			2000t	2021t		2100t	2121t		2209t	2222t			2324t	0022	0125																	
Southampton Airport	d	1914	1935	1942		2014	2042		2114	2135	2142	2217	2235	2242	2314	2342	0026	0129																	
Southampton Central	a	1921	1942	1949		2022	2049		2122	2144	2149	2227	2242	2249	2321	2349	0035	0136																	
Southampton Central	d	1924	1945	1951	1956	2024	2051	2056	2124	2145	2151	2229	2245	2251	2324	2351	0037	0138																	
Totton	d				2001			2101	2129			2234			2329		0042s	0143s																	
Ashurst (New Forest)	d				2006			2106	2134			2239			2334																				
Beaulieu Road	d				2010																														
Brockenhurst	a	1937	1958	2004	2016	2037	2104	2116	2142		2204	2247		2304	2342	0004	0053s	0154s																	
Brockenhurst	d	1938	1959	2005	2017	2038	2105	2117	2143		2205	2248		2305	2343	0005																			
Sway	d				2022			2122	2148			2253			2347																				
New Milton	d	1945			2027	2045		2127	2153			2258			2352	0012s	0100s	0204s																	
Hinton Admiral	d				2031			2131	2157			2302			2356																				
Christchurch	d	1952			2036	2052		2136	2202			2307			0019s	0107s	0211s																		
Pokesdown for Boscombe	d	1956			2039	2056		2139	2206			2311			0005	0023s	0111s	0215s																	
Bournemouth	a	2000	2013	2020	2044	2100	2120	2144	2210	2215	2220	2315	2319	2324	0009	0027	0115	0219																	
Bournemouth	d	2004	2008		2024		2104	2108	2124		2212	2224	2317		2327	0010	0029	0117																	
Branksome	d		2013		2029			2113	2129		2217	2229	2322		2332	0015	0034	0122s																	
Parkstone	d		2016		2032			2116	2132		2221	2232	2326		2335	0018	0037	0125s																	
Poole	d	2014	2020a		2037		2114	2120a	2137		2226a	2237	2330a		2340	0023a	0041a	0128a																	
Hamworthy	d	2019			2042		2119		2142			2242			2345																				
Holton Heath	d	2023																																	
Wareham	d	2028			2049		2126		2149		2249				2351																				
Wool	d	2035					2133		2155		2255				2358																				
Moreton	d	2041					2143		2201		2301				0004																				
Dorchester South	d	2049			2105		2151		2209		2309				0012																				
Upwey	d	2055					2158		2216		2316				0018																				
Weymouth	a	2101			2113		2202		2220		2320				0023																				

Late night and weekend trains may be altered due to engineering works.
Please check at southwesternrailway.com before travelling.

For guide to notes and symbols, see end of this timetable.

SUNDAY

London Waterloo, Woking and Basingstoke to Bournemouth, Poole and Weymouth

Operator Notes	SW	SW D	SW	SW D	SW	SW D	XC	SW	SW D	SW	SW D	XC	SW	SW D	SW	SW D	XC	SW	SW D	SW	SW D	XC	SW	SW	SW	SW	XC	SW		
London Waterloo	d				0753	0835	0853	0915b	0935	0953	1035	1054	1115b	1135	1154	1235	1254	1315b	1335	1354	1435	1454	1520b	1535	1605	1635	1705	1720b	1735	
Clapham Junction	d				0803u	0845u	0903u	0924b	0945u	1003u	1045u	1103u	1123b	1145u	1203u	1242u	1303u	1323b	1342u	1403u	1442u	1503u	1527b	1542u	1612u	1642u	1712u	1727b	1742u	
Woking	d				0828	0907	0928	0946b	1007	1028	1107	1128	1146b	1207	1228	1307	1328	1345b	1407	1428	1507	1528	1546b	1607	1637	1707	1737	1746b	1807	
Reading	d				0737b	0837b	0912b	0952	0937b	1012b	1037b	1112b	1152	1211	1227	1248	1327	1347	1411	1427	1447	1527	1547	1611	1627	1657	1727	1757	1811	1827
Basingstoke	d	0748			0848	0927	0948	1011	1027	1048	1127	1148	1211	1227	1248	1327	1347	1411	1427	1447	1527	1547	1611	1627	1657	1727	1757	1811	1827	
Winchester	d	0807			0908	0944	1008	1027	1044	1108	1144	1208	1227	1244	1308	1344	1407	1427	1444	1507	1544	1607	1627	1644	1714	1744	1814	1827	1844	
Eastleigh	d	0821			0922		1022		1122		1222		1322		1420		1520		1621		1723		1823		1923		2023		2123	
Southampton Airport	d	0825			0927	0953	1027	1035	1053	1127	1153	1227	1235	1253	1327	1353	1425	1435	1453	1525	1553	1625	1635	1653	1727	1753	1827	1835	1854	
Southampton Central	a	0832			0934	1000	1034	1042	1100	1134	1200	1234	1242	1300	1334	1400	1432	1442	1500	1532	1600	1632	1642	1700	1734	1800	1834	1842	1901	
Southampton Central	d	0834	0903		0935	1003	1035	1050	1103	1135	1203	1235	1250	1303	1335	1403	1433	1450	1503	1533	1603	1634	1650	1703	1736	1803	1836	1850	1905	
Totton	d	0839			0941		1041		1141		1241		1341		1439		1539		1639		1739		1839		1939		2039		2139	
Ashurst (New Forest)	d	0844			0945		1045		1145		1245		1345		1443		1543		1644		1746		1846		1946		2046		2146	
Beaulieu Road	d	0848			0950		1050		1150		1250		1350		1448		1548		1648		1750		1850		1950		2050		2150	
Brockenhurst	a	0854	0916		0956	1016	1056	1103	1116	1156	1216	1256		1316	1356	1416	1454		1516	1554	1616	1654		1716	1756	1816	1856	1903	1918	
Brockenhurst	d	0855	0917		0957	1017	1057	1110	1117	1157	1217	1257		1317	1357	1417	1455		1517	1555	1617	1655		1717	1757	1817	1857	1910	1919	
Sway	d	0900			1001		1101		1201		1301		1401		1459		1559		1659		1759		1859		1959		2059		2159	
New Milton	d	0905	0924		1006	1024	1106		1124	1206	1224	1306		1324	1406	1424	1504		1524	1604	1624	1705		1724	1806	1824	1906		1925	
Hinton Admiral	d	0909			1010		1110		1210		1310		1410		1508		1608		1709		1808		1909		2008		2109		2209	
Christchurch	d	0914			1015		1115		1215		1315		1415		1513		1613		1714		1813		1914		2013		2114		2214	
Pokesdown for Boscombe	d	0917			1019		1119		1219		1319		1419		1517		1617		1717		1819		1919		2019		2119		2219	
Bournemouth	a	0921	0934		1023	1034	1123	1126	1134	1223	1234	1323	1326	1334	1423	1434	1521	1525	1534	1621	1634	1721	1725	1734	1823	1834	1923	1926	1936	
Bournemouth	d	0839	0924	0939	1024	1039	1124		1139	1224	1239	1324		1339	1424	1439	1522		1539	1622	1639	1723		1739	1824	1839	1924		1940	
Branksome	d	0844		0944	1044		1144		1244		1344		1444		1544		1644		1744		1844		1944		2044		2144		2244	
Parkstone	d	0847		0947	1047		1147		1247		1347		1447		1547		1647		1747		1847		1947		2047		2147		2247	
Poole	d	0851	0933a	0951	1033a	1051	1133a		1151	1233a	1251	1333a		1351	1433a	1451	1531a		1551	1631a	1651	1732a		1751	1833a	1851	1933a		1952	
Hamworthy	d	0856		0956	1056		1156		1256		1356		1456		1556		1656		1756		1856		1956		2056		2156		2256	
Holton Heath	d																													
Wareham	d	0903		1003		1103		1203		1303		1403		1503		1603		1703		1803		1903		2003		2103		2203		2303
Wool	d	0910		1010		1110		1210		1310		1410		1510		1610		1710		1810		1910		2010		2110		2210		2310
Moreton	d	0916		1016		1116		1216		1316		1416		1516		1616		1716		1816		1916		2016		2116		2216		2316
Dorchester South	d	0924		1024		1124		1224		1324		1424		1524		1624		1724		1824		1924		2024		2124		2224		2324
Upwey	d	0931		1031		1131		1231		1331		1431		1531		1631		1731		1831		1931		2031		2131		2231		2331
Weymouth	a	0935		1035		1135		1235		1335		1435		1535		1635		1735		1835		1935		2035		2135		2235		2335

Late night and weekend trains may be altered due to engineering works.
Please check at southwesternrailway.com before travelling.

For guide to notes and symbols, see end of this timetable.

SUNDAY

London Waterloo, Woking and Basingstoke to Bournemouth, Poole and Weymouth






Operator	Notes	SW	SW	SW	XC	SW	SW	XC	SW	SW	SW	SW	SW																											
London Waterloo	d	1805	1835	1905	1920b	1935	2005	2020b	2035	2105	2135	2205	2305																											
Clapham Junction	d	1812u	1842u	1912u	1927b	1942u	2012u	2027b	2042u	2112u	2142u	2212u	2312u																											
Woking	d	1837	1907	1937	1946b	2007	2037	2046b	2107	2137	2207	2237	2337																											
Reading	d		1837b		1952			2052			2152b																													
Basingstoke	d	1857	1927	1957	2011	2027	2057	2111	2127	2157	2227	2257	2357																											
Winchester	d	1914	1944	2014	2027	2044	2114	2127	2144	2214	2244	2314	0014																											
Eastleigh	d	1923		2023			2123			2223		2323	0024																											
Southampton Airport	d	1927	1954	2027	2038	2053	2127	2135	2153	2227	2253	2327	0028																											
Southampton Central	a	1934	2001	2034	2045	2101	2134	2142	2200	2234	2300	2334	0037																											
Southampton Central	d	1936	2003	2036	2050	2103	2136	2150	2203	2236	2303	2336	0040																											
Totton	d	1941		2041			2141			2241		2341	0045s																											
Ashurst (New Forest)	d	1946		2046			2146			2246		2346																												
Beaulieu Road	d	1950		2050			2150																																	
Brockenhurst	a	1956	2016	2056		2116	2156		2216	2254	2316	2354	0056s																											
Brockenhurst	d	1957	2017	2057		2117	2157		2217	2257	2317	2355																												
Sway	d	2001		2101			2201			2301		2359																												
New Milton	d	2006	2023	2106		2124	2206		2224	2306	2324	0004	0104s																											
Hinton Admiral	d	2010		2110			2210			2310		0008																												
Christchurch	d	2015		2115			2215			2315		0013	0111s																											
Pokesdown for Boscombe	d	2019		2119			2219			2319		0017	0115s																											
Bournemouth	a	2023	2034	2123	2126	2134	2223	2226	2234	2323	2334	0021	0119																											
Bournemouth	d	2024	2039	2124		2139	2224		2239	2324	2339	0022	0120																											
Branksome	d		2044			2144			2244		2344	0027	0125s																											
Parkstone	d		2047			2147			2247		2347	0030	0128s																											
Poole	d	2033a	2051	2133a		2151	2233a		2251	2333a	2351	0034a	0132a																											
Hamworthy	d		2056			2156			2256		2356																													
Holton Heath	d																																							
Wareham	d		2103			2203			2303		0003																													
Wool	d		2110			2210			2310		0010																													
Moreton	d		2117			2216			2316		0016																													
Dorchester South	d		2125			2224			2324		0024																													
Upwey	d		2132			2231			2331		0030																													
Weymouth	a		2136			2236			2336		0035																													


Late night and weekend trains may be altered due to engineering works.
Please check at [southwesternrailway.com](https://www.southernrailway.com) before travelling.


For guide to notes and symbols, see end of this timetable.

GUIDE TO NOTES AND SYMBOLS

First Class accommodation also available on all trains shown in **bold type**.

- A** Also calls at Redbridge 0735.
B Also calls at Redbridge 1717.
D Divides during journey - please make sure you are in the correct portion.
SW Operated by South Western Railway.
XC Operated by CrossCountry
 · Seat reservations available
 · Cycle reservations recommended.
- a Arrival time.
 b Change at Basingstoke.
 c Change at Basingstoke and Winchester.
 d Departure time.
 e Change at Winchester and Basingstoke.
 g Change at Basingstoke and Woking.
 h Change at Woking and Winchester.
 k Change at Woking.
 r Change at Winchester.
 s Stops to let passengers leave the train only.
 t Change at Southampton Airport Parkway.
 u Stops to let passengers join the train only.
 v Change at Eastleigh.
 z Change at Southampton Central.
 — Continued in later column.
 — Continued from earlier column.
-  Train attaches to another.
 Train divides.
 Car Park.
 Minimum connection time where different from the standard five minutes.
 † Station is **closed** on Sunday.
 \$ For details of additional trains, please see Great Western Railway timetables.
 ‡ For services to and from Lymington please see timetable 27.
 For details of buses from Wareham station to Corfe Castle and Swanage, telephone 01202 338420.
 For information on the Swanage Railway visit swanagerailway.co.uk
 ← Southampton Airport - station is a short walk from the airport terminal.
 ← Woking - Railair coach link between Woking station and Heathrow Airport. Visit firstbus.co.uk/railair for details.
 \$ Station is approximately 3 miles from Beaulieu village. There are NO bus services from Beaulieu Road station.
 Please visit beaulieu.co.uk for public transport information to the Motor Museum.

 Station for Southampton City Centre and the Docks. Also buses for Red Funnel Ferries to Cowes, Isle of Wight, (redfunnel.co.uk) and the Hythe ferry (hytheferry.co.uk).

 Interchange for London Underground. Visit tfl.gov.uk for details.

★ Passengers travelling with cycles may not join or leave services at stations with train times shown in blue.

Cycles on trains

At peak times the following restrictions apply in the area bounded by Reading, Hook, Alton, Guildford and Dorking.



Passengers travelling with cycles may not join or leave services timed to arrive at London Waterloo between 0715 and 1000 inclusive and timed to depart from London Waterloo between 1645 and 1900 inclusive.

Travelling after midnight?

Trains which run after midnight are shown at the end of the day.

STATION INFORMATION

See notes for explanation of symbols.

Weymouth	P		S
Upwey	P		S
Dorchester South	P		S
Moreton	P		
Wool	P		
Wareham	P		
Holton Heath	P		†
Hamworthy			
Poole	P	④	
Parkstone	P		
Branksome	P		
Bournemouth	P		
Pokesdown for Boscombe			
Christchurch	P		
Hinton Admiral	P		
New Milton	P		
Sway	P		
Brockenhurst	P	⑤	‡
Beaulieu Road			\$
Ashurst (New Forest)	P		
Totton	P		
Southampton Central	P		
Southampton Airport	P		←
Eastleigh	P	③	
Winchester	P		
Basingstoke	P		
Reading	P	⑦	
Woking	P		←
Clapham Junction		⑩	
London Waterloo		⑪	

28A Yeovil Pen Mill - Weymouth

MONDAY TO FRIDAY

	Notes									
Yeovil Pen Mill	d	0735	1013	1113	1314	1619	1820	1917	2223	
Dorchester West	d	0810	1047	1153	1353	1653	1854	1951	2257	
Upwey	d	0817	1055	1202	1401	1701	1901	1958	2304	
Weymouth	a	0823	1100	1207	1406	1706	1906	2003	2309	

SATURDAY

0730	1009	1111	1311	1611	1920	2219				
0804	1043	1153	1354	1653	1954	2253				
0813	1051	1202	1403	1702	2002	2302				
0818	1056	1208	1408	1708	2009	2307				

SUNDAY

		A			
0947	1103	1313	1502	1917	2220
1029	1141	1347	1537	1951	2254
1037	1149	1354	1545	1958	2301
1042	1154	1359	1551	2003	2306

28A Weymouth - Yeovil Pen Mill

MONDAY TO FRIDAY

	Notes									
Weymouth	d	0526	0642	0850	1111	1311	1455	1730	2015	
Upwey	d	0531	0647	0855	1116	1316	1500	1735	2020	
Dorchester West	d	0539	0655	0903	1125	1325	1508	1743	2028	
Yeovil Pen Mill	a	0614	0728	0936	1200	1400	1548	1816	2101	

SATURDAY

0638	0846	1110	1310	1455	1728	2020				
0643	0851	1115	1315	1500	1733	2025				
0651	0859	1124	1323	1508	1741	2033				
0726	0934	1159	1358	1543	1816	2108				

SUNDAY

A					
0801	1101	1410	1610	1753	2010
0806	1106	1415	1615	1758	2015
0814	1115	1423	1623	1806	2023
0849	1151	1458	1656	1839	2056

NOTES

Operated by Great Western Railway.

For details of seat and cycle reservation requirements and also catering facilities, please refer to Great Western Railway publications.

A Runs from 2 April 2023.

a Arrival time.

d Departure time.

STATION INFORMATION

For a guide to notes and symbols, see end of main timetable.

Yeovil Pen Mill		P	
Dorchester West			
Upwey		P	S
Weymouth		P	S

Late night and weekend trains may be altered due to engineering works.

MONDAY TO FRIDAY

Notes				SH	Sch																	
Dorchester South Station	d	0805	1005	1205	1405	1405	1605	1820														
Bridport West Street	a	0843	1043	1243	1443	1443	1643	1857														
Lyme Regis Square	a	0916	1124	1324	1524	1539	1724															

Notes		Sch																				
Lyme Regis Post Office	d		0638b	0839	1039	1239	1439	1649														
Bridport West Street	d	0708	0736	0919	1119	1319	1519	1731														
Dorchester South Station	a	0748	0817	0958	1158	1358	1558	1810														

SATURDAY

Notes																						
Dorchester South Station	d	0805	1005	1205	1405	1605																
Bridport West Street	a	0843	1043	1243	1443	1643																
Lyme Regis Square	a	0924	1124	1324	1524	1724																

Notes																						
Lyme Regis Post Office	d	0839	1039	1239	1439	1639																
Bridport West Street	d	0919	1119	1319	1519	1739																
Dorchester South Station	a	0958	1158	1358	1558	1758																

NOTES SH - School Holidays only.
a - Arrival time.

Sch - Schooldays only.
b - Change at Bridport Bus Station.

d - Departure time.

NO SERVICE on Sundays or Public Holidays.

Rail tickets to 'Bridport Bus X51/3' are valid to Lyme Regis (and also on the Weymouth - Lyme Regis service)

28C Weymouth - Bridport - Lyme Regis Bus service

Bus service operated by First Wessex X53 - Tel: 0345 6460707
 firstgroup.com/wessex

MONDAY TO FRIDAY

Notes					SH	Sch														
Weymouth Station Forecourt d	0651	0842	1042	1242	1438	1438	1728													
Abbotsbury Ilchester Arms a	0717	0910	1110	1310	1506	1506	1756													
West Bay George Hotel a	0737	0932	1132	1332	1528	1528	1818													
Bridport West Street a	0747	0943	1143	1343	1539	1600	1828													
Lyme Regis Square a	0826	1024	1224	1424	1622	1639	1905													

Notes	SH	Sch	SH	Sch																
Lyme Regis Post Office d	0638	0638	0731	0731	0939	1139	1339	1550	1749											
Bridport West Street d	0714	0714	0808	0808	1019	1219	1419	1630	1826											
West Bay George Hotel d	0723	0723	0818	0835	1029	1229	1429	1640	1835											
Abbotsbury Ilchester Arms d	0742	0742	0838	0855	1049	1249	1449	1700	1854											
Weymouth Bus Garage * a	0806	0810	0903	0920	1114	1314	1514	1725	1918											

SATURDAY

Notes																				
Weymouth Station Forecourt d	0649	0842	1042	1242	1442	1727														
Abbotsbury Ilchester Arms a	0715	0910	1110	1310	1510	1758														
West Bay George Hotel a	0735	0932	1132	1332	1532	1819														
Bridport West Street a	0745	0943	1143	1343	1543	1827														
Lyme Regis Square a	0824	1024	1224	1424	1624	1855														

Notes																				
Lyme Regis Post Office d	0737	0939	1139	1339	1539	1739														
Bridport West Street d	0814	1019	1219	1419	1619	1817														
West Bay George Hotel d	0824	1029	1229	1429	1629	1826														
Abbotsbury Ilchester Arms d	0844	1049	1249	1449	1649	1845														
Weymouth Bus Garage * a	0909	1114	1314	1514	1714	1909														

SUNDAY

0803	1103	1403	1703																	
0831	1131	1431	1731																	
0853	1153	1453	1753																	
0904	1204	1504	1804																	
0945	1245	1545																		

1000	1300	1600																		
1040	1340	1640	1840																	
1050	1350	1650	1849																	
1110	1410	1710	1908																	
1135	1435	1735	1932																	

NOTES SH - School Holidays only.

a - Arrival time.

Sch - School days only.

d - Departure time.

* - Bus Garage is 3 minutes walk from Weymouth Station.

Sunday service runs on Public Holidays.

Rail tickets to 'Bridport Bus X51/3' are valid to Lyme Regis (and also on the Dorchester - Lyme Regis service)

28D Bournemouth Rail Station to Bournemouth International Airport (Hurn) Bus Service

Operated by Morebus 737, Tel: 01202 338420, morebus.co.uk/services

MONDAY TO FRIDAY - NO SERVICE on this route on Saturdays, Sundays or public holidays

<i>Notes</i>																					
Bournemouth Station #	d	0556	0651																		
Bournemouth Airport	a	0631	0726																		

<i>Notes</i>																					
Bournemouth Airport	d	1335	1620	1800																	
Bournemouth Station	a	1417	1707	1834																	

NOTES

- Buses use Stand 2 in the Bus Station, adjacent to Platform 3 exit at Bournemouth Railway Station.

a - Arrival Time

d - Departure time.

Bournemouth PlusBus tickets are valid to Bournemouth Airport.

Visit us at southwesternrailway.com

- Buying tickets online
- Live train information
- Train times
- Special offers and days out
- Plan your journey
- Latest news

Customer Service Centre

0345 6000 650

Monday to Friday 0800 - 2000

Saturday 0900 - 1800

Sunday 0900 - 1600

Our UK based team are available for:

- Comments and suggestions

Assisted Travel

0800 5282 100

Text relay 18001 0800 5282 100

A freephone service open 24 hours for older and disabled customers.

We recommend booking assistance **2 hours in advance**.

National Rail Enquiries

03457 48 49 50

Train times, fares and rail information.

Free travel alerts

southwesternrailway.com/alerts

Keeping our registered customers up-to-date with their service running information, delays and alterations.

Twitter [@SW_Help](https://twitter.com/SW_Help)

Follow South Western Railway on Twitter and be the first to know what's happening on our network.

Facebook Facebook.com/SWRailway

Providing South Western Railway network information and details of our latest offers.

First MTR South Western Trains Limited (trading as South Western Railway) accepts no liability for any inaccuracy in the information contained in this timetable which is subject to alteration.

First MTR South Western Trains Limited. Registered in England and Wales 07900320.

Registered office: 8th Floor, The Point, 37 North Wharf Road, London W2 1AF.

A First and MTR company.

South Western
 **Railway**

PTT28 12 2022



Please Recycle