

Rolling stock accessibility guide

Helping older and disabled people



Class 450

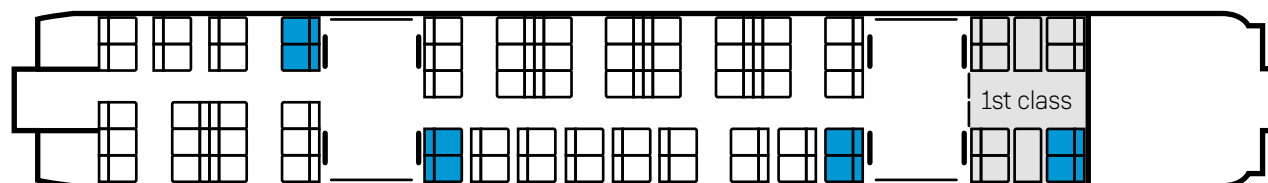
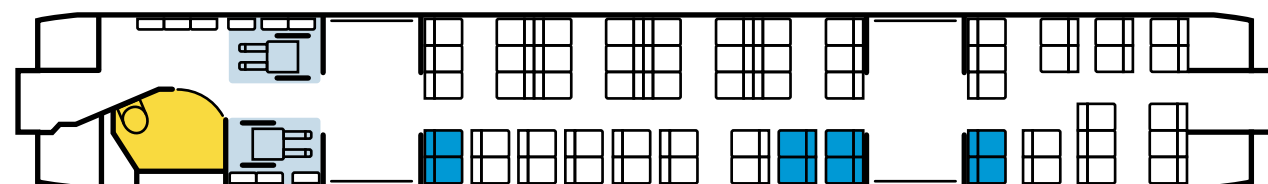
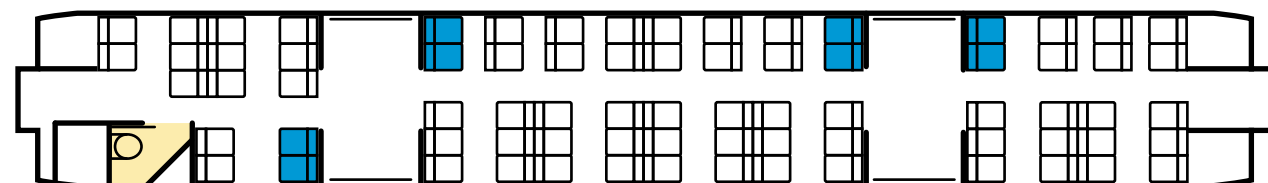
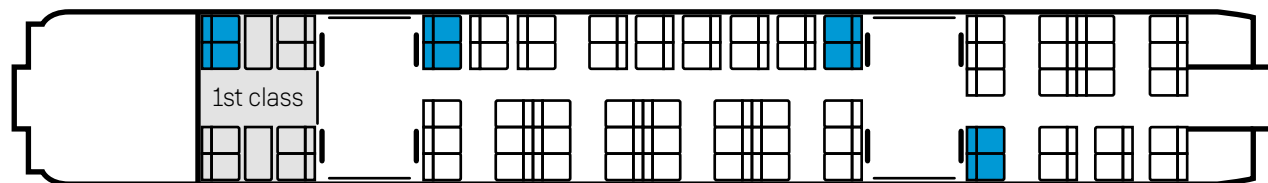
Suburban services

These trains often run as multiple units of 8 or 12 carriages. The information shown is for each set of 4 carriages.

Year built	2002-2006
Number of units	127
RVAR/PRM-TSI	RVAR
Wheelchair spaces	2
Priority seats	32
Total seats	16 first class, 269 standard class
Passenger information system - aural	Yes
Passenger information system - visual	Yes
Standard toilets	1
Accessible toilets	1
Contrasting grab rails	Yes
On-board staff to provide assistance	Yes

Plug sockets are available at every set of seats and additional wireless charging at 1st class table seats

- Wheelchair space
- Accessible toilet
- Priority seat
- Standard toilet



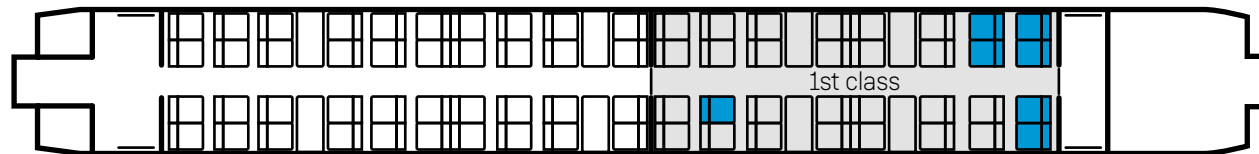
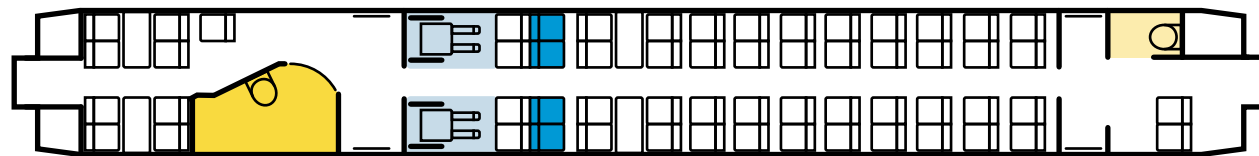
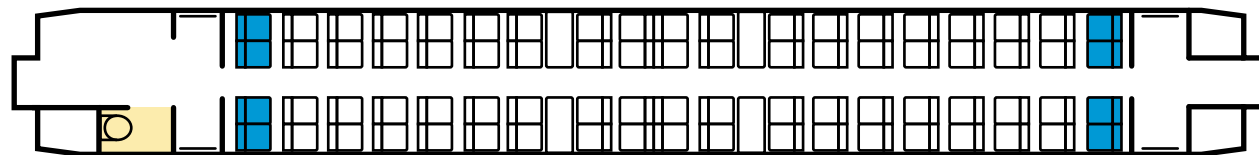
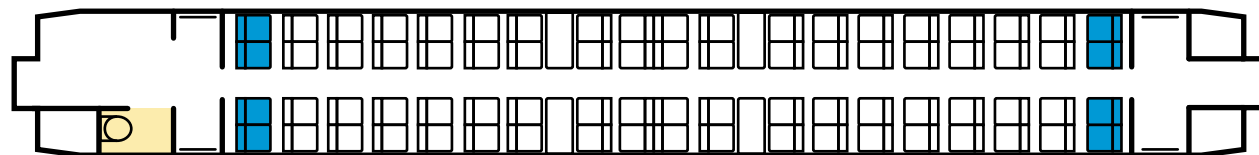
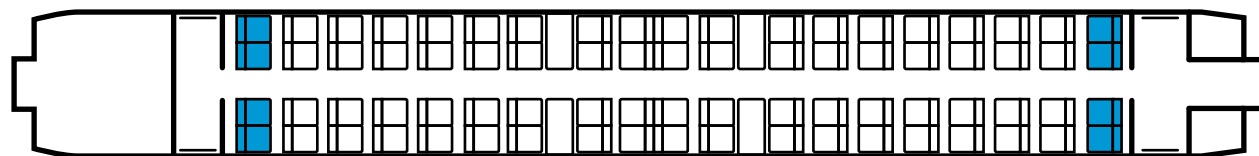
Class 444

Longer distance services

These trains often run as a double set of 10 carriages. The information shown is for each set of 5 carriages.

Year built	2002-2004
Number of units	45
RVAR/PRM-TSI	RVAR
Wheelchair spaces	2
Priority seats	35
Total seats	32 first class, 327 standard class
Passenger information system – aural	Yes
Passenger information system – visual	Yes
Standard toilets	3
Accessible toilets	1
Contrasting grab rails	Yes
On-board staff to provide assistance	Yes

Plug sockets are available at every set of seats and additional wireless charging at 1st class table seats



Wheelchair space

Accessible toilet

Priority seat





Standard toilet

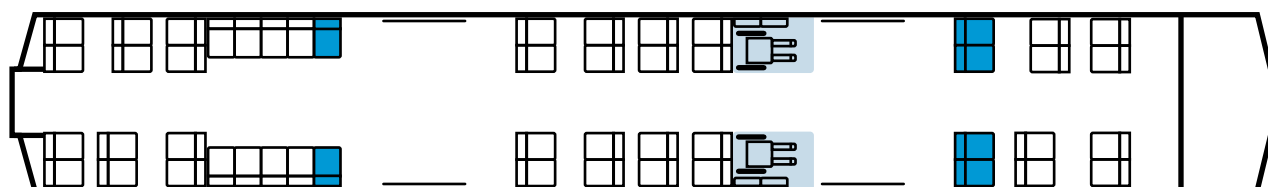
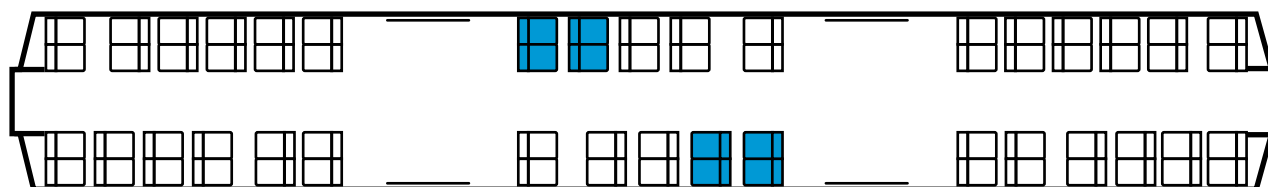
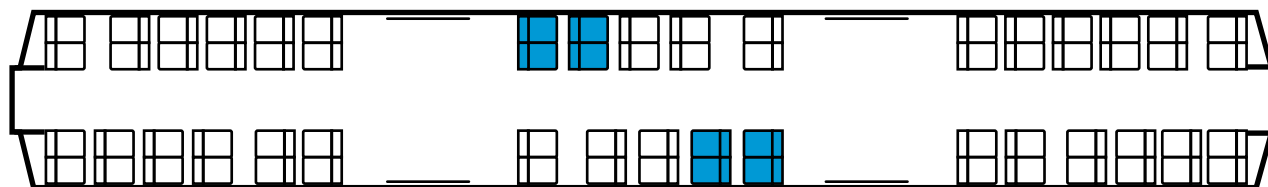
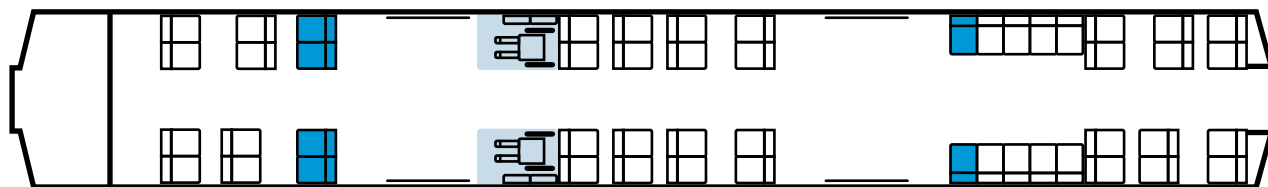
Class 455

Metro services

These trains always run as a double set of 8 carriages with another 455 unit, and often with a Class 456 attached to make 10 carriages. The information shown is for each set of 4 carriages.

Year built	1982-1985
Number of units	91
RVAR/PRM-TSI	RVAR
Wheelchair spaces	4
Priority seats	30
Total seats	244 standard class
Passenger information system - aural	Yes
Passenger information system - visual	Yes
Standard toilets	0
Accessible toilets	0
Contrasting grab rails	Yes
On-board staff to provide assistance	Yes
Plug sockets	0

 Wheelchair space	 Accessible toilet
 Priority seat	 Standard toilet

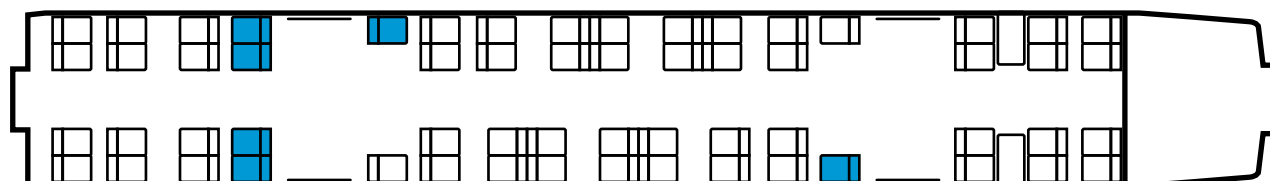
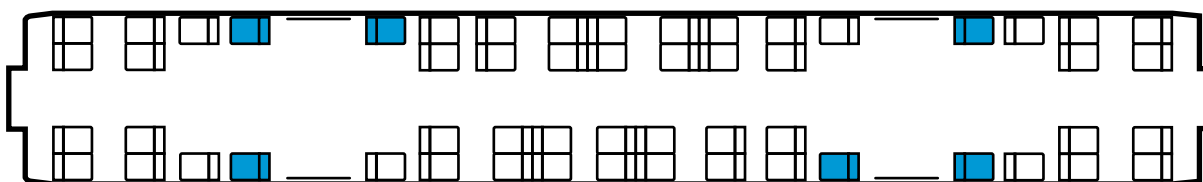
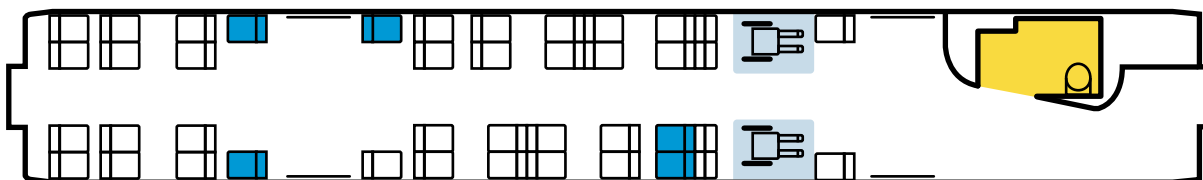
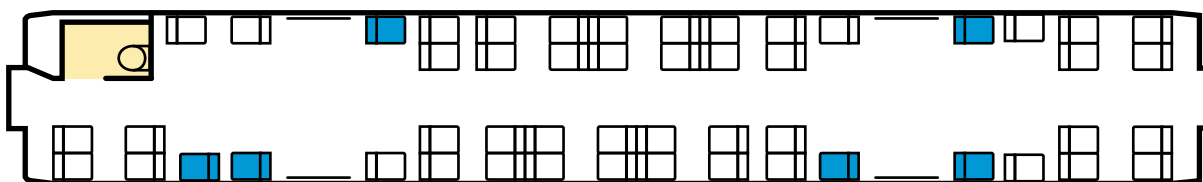
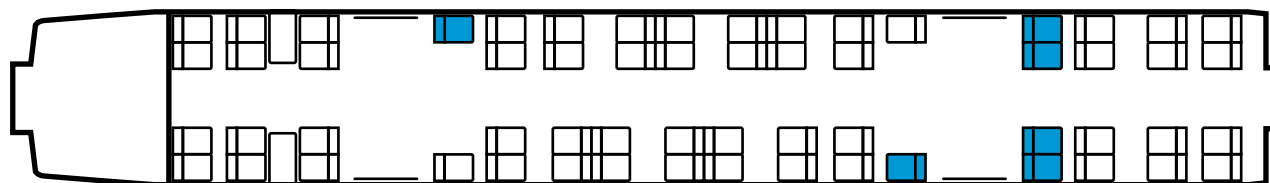


Class 458

Metro services

These trains often run as a double set of 10 carriages.
The information shown is for each set of 5 carriages.

Year built	1998-2002
Number of units	30
RVAR/PRM-TSI	RVAR
Wheelchair spaces	2
Priority seats	33
Total seats	270 standard class
Passenger information system – aural	Yes
Passenger information system – visual	Yes
Standard toilets	1
Accessible toilets	1
Contrasting grab rails	Yes
On-board staff to provide assistance	Yes
Plug sockets	0



- Wheelchair space
- Accessible toilet
- Priority seat
- Standard toilet

Class 707

Metro services

These trains often run as a double set of 10 carriages.
The information shown is for each set of 5 carriages.

Year built	2015-2018
Number of units	30
RVAR/PRM-TSI	PRM-TSI
Wheelchair spaces	2
Priority seats	34
Total seats	275 standard class
Passenger information system – aural	Yes
Passenger information system – visual	Yes
Standard toilets	0
Accessible toilets	0
Contrasting grab rails	Yes
On-board staff to provide assistance	Yes
Plug sockets are available at every set of seats.	

- Wheelchair space
- Accessible toilet
- Priority seat
- Standard toilet

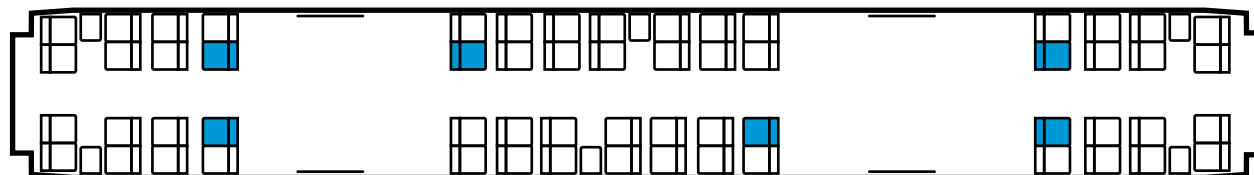
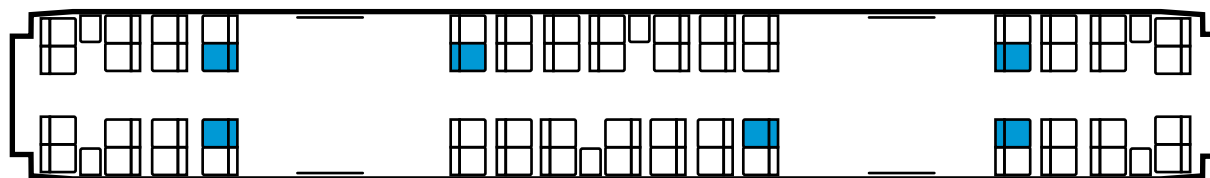
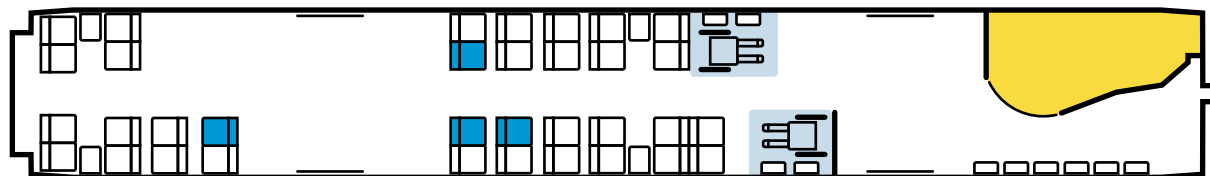
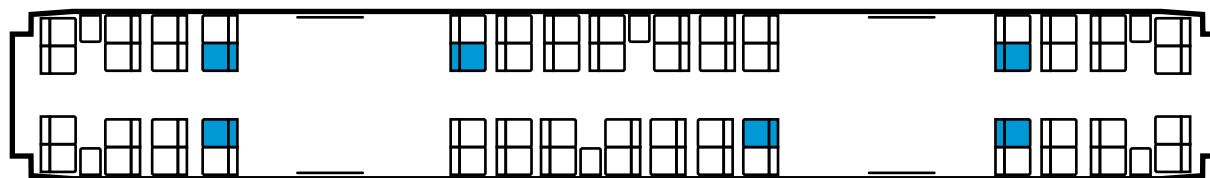
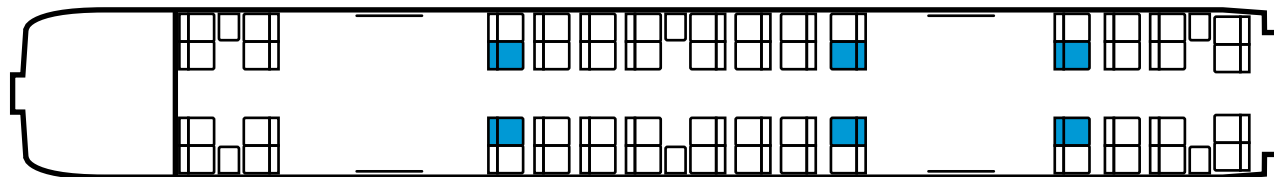


Class 701

Metro services

These trains often run as a double set of 10 carriages.
The information shown is for each set of 5 carriages.

Year built	2019-
Number of units	90
RVAR/PRM-TSI	PRM-TSI
Wheelchair spaces	2
Priority seats	26
Total seats	280 standard class
Passenger information system – aural	Yes
Passenger information system – visual	Yes
Standard toilets	0
Accessible toilets	1
Contrasting grab rails	Yes
On-board staff to provide assistance	Yes
Plug sockets are available at every seat.	



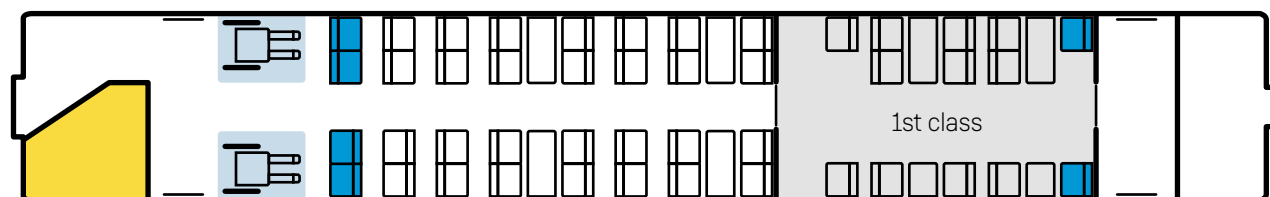
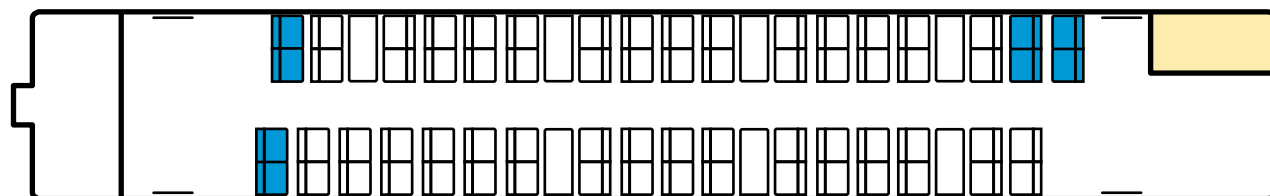
- Wheelchair space
- Accessible toilet
- Priority seat
- Standard toilet



Class 158

West of England services

These trains often run as multiples with other Class 158s and the 3-carriage Class 159. The information shown is for each 2-carriage Class 158.

Year built	1989-1992
Number of units	8
RVAR/PRM-TSI	RVAR
Wheelchair spaces	2
Priority seats	14
Total seats	13 first class, 100 standard class
Passenger information system – aural	Yes
Passenger information system – visual	Yes
Standard toilets	1
Accessible toilets	1
Contrasting grab rails	Yes
On-board staff to provide assistance	Yes
Plug sockets	available at some first class table seats.



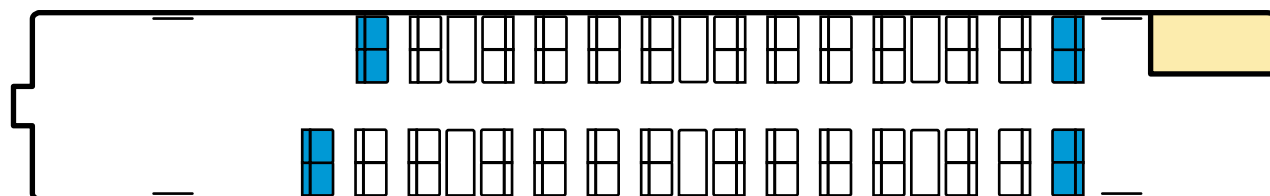
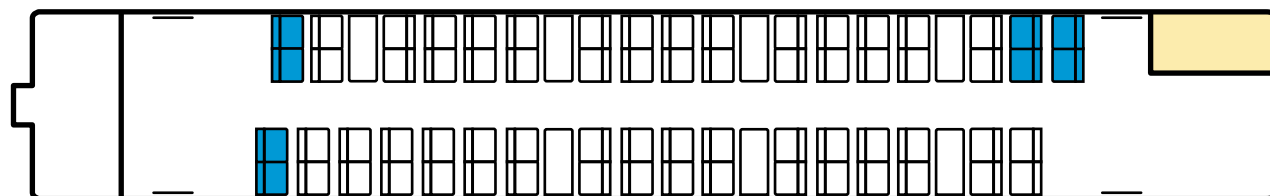
-  Wheelchair space
-  Accessible toilet
-  Priority seat
-  Standard toilet

Class 159

West of England services

These trains often run as multiples with other Class 159s and the 2-carriage Class 158. The information shown is for each 3-carriage Class 159.

Year built	1989-1992
Number of units	32
RVAR/PRM-TSI	RVAR
Wheelchair spaces	2
Priority seats	21
Total seats	23 first class, 146 standard class
Passenger information system – aural	Yes
Passenger information system – visual	Yes
Standard toilets	2
Accessible toilets	1
Contrasting grab rails	Yes
On-board staff to provide assistance	Yes
Plug sockets	available at some first class table seats.



- Wheelchair space
- Accessible toilet
- Priority seat
- Standard toilet

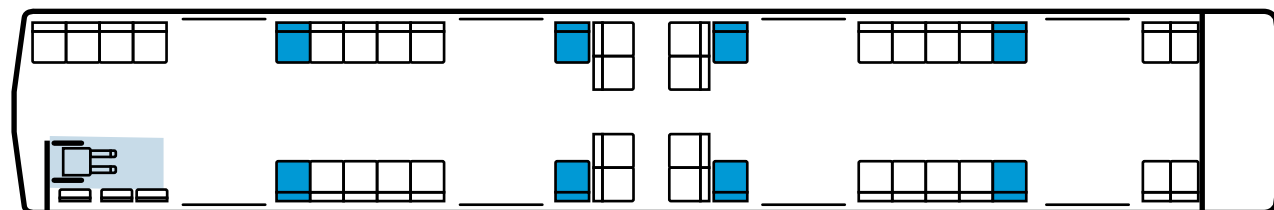
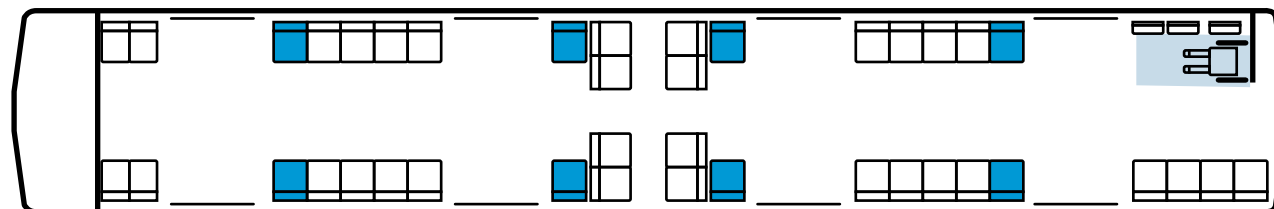
Class 484

Island Line services

These trains usually run as a set of 2 carriages.
They may couple together to form a train of 4 carriages.
The information shown is for each set of 2 carriages.

Year built	1978-1981
Number of units	4
RVAR/PRM-TSI	PRM-TSI
Wheelchair spaces	2
Priority seats	16
Total seats	84 standard class
Passenger information system – aural	Yes
Passenger information system – visual	Yes
Standard toilets	0
Accessible toilets	0
Contrasting grab rails	Yes
On-board staff to provide assistance	Yes

Plug sockets 3-pin plug at front/rear facing seats.
USB at side-facing seats.



- Wheelchair space
- Accessible toilet
- Priority seat
- Standard toilet



Visit us at

southwesternrailway.com

- Buy tickets online
- Find out about special offers and days out
- See live train information
- Plan your journey
- Find train times
- See the latest news



Free travel alerts

southwesternrailway.com/alerts

Register with us for up-to-date information about train services, delays and alterations.



Twitter

@SW_Help

Follow us on Twitter and be the first to know what's happening on our network.



Facebook.com/SWRailway

For information about our network and details of our latest offers.



Customer Service Centre

0345 6000 650

Our UK-based team are available

Monday to Friday 08:00 - 20:00, Saturday 09:00 - 18:00 and Sunday 09:00 - 16:00

- Give us your comments and suggestions



Assisted travel | Text Relay

0800 5282 100 | 18001 0800 5282 100

This is a Freephone service for older and disabled passengers (open 24 hours a day).

We recommend booking assisted travel at least **2 hours before your journey.**



National Rail Enquiries

0345 748 4950

South Western
 **Railway**