

28 Weymouth and Bournemouth to London Waterloo



Train times

10 December 2023 to 1 June 2024

Your timetable

This timetable shows train services between **Weymouth, Poole, Bournemouth, Southampton, Winchester, Basingstoke, Woking and London Waterloo**.

It also shows train services between:

- **Yeovil and Weymouth** - see timetable **28A**.

And it shows connecting **bus services**:

- between **Dorchester South, Bridport and Lyme Regis** - see timetable **28B**;
- between **Weymouth, Bridport and Lyme Regis** - see timetable **28C**; and
- from **Bournemouth Rail Station and Bournemouth Airport** - see timetable **28D**.

For the complete train service between Southampton and London Waterloo (and the stations in-between), please see timetable 19.

For services between Brockenhurst, Lymington Town and Lymington Pier (for Yarmouth, Isle of Wight), please see timetable 27.

Buy a ticket before you board

You need to buy a valid ticket before you get on your train. We know that most of our passengers do this before travelling, and we have a duty to those passengers to make sure no-one travels without paying. This is why we run a penalty fares scheme across most of our network.

If you travel without a valid ticket to or from a station within the penalty fares area, you may have to pay a penalty fare. A Penalty Fare is £100 plus the price of the full single fare applicable for your intended journey. However, if it is paid within 21 days, the Penalty Fare is reduced to £50 plus the price of the single fare applicable.

We have a policy to, wherever possible, prosecute everyone who deliberately avoids paying.

Cycles on trains

The services in this timetable have limited room for cycles, so we have had to apply some restrictions. The ★ symbol, with train times printed in **blue**, shows which trains have restrictions. These restrictions are explained in the 'Guide to notes and symbols' section.

We will carry folding cycles on any train, as long as they can be folded small enough to be carried safely in the luggage rack. Cycles are not allowed on buses that replace trains during engineering work.

Changes to train times

Network Rail need to do engineering work to maintain and improve the rail network. They do a lot of this work at weekends and during holiday periods, but they also need to do some work overnight during the week.

If we need to close rail lines so Network Rail can carry out work, buses will replace train services. We may also have to alter train services over a wider area.

Please check for any changes to train times before travelling at weekends, late in the evening or early in the morning.

Look for the 'Changes to train times' posters at stations, or visit our website at **southwesternrailway.com**.

Travel with Confidence

So that you can travel with confidence, we are ventilating trains to refresh air, improving information about journeys and trains, and extensively cleaning trains and stations.

Automated Delay Repay

We have introduced a new Automated Delay Repay (ADR) system that drastically cuts the time it takes to claim and receive compensation if your train is late.

ADR works for all customers who have bought Advance tickets or a Touch Smartcard season ticket from our website.

If you have a Touch Smartcard season ticket, you will need to touch in and out at the beginning and end of your journey, sign up for a Delay Repay account at **delayrepay.southwesternrailway.com** and select 'Auto Delay Repay'. (The email addresses you use for 'My Account' and 'Delay Repay' must match.)

To find out more about Automated Delay Repay, visit: **southwesternrailway.com/contact-and-help/refunds-and-compensation/delay-repay/automated-delay-repay**.

No-smoking policy

For the comfort of all our customers, smoking and using e-cigarettes is not allowed on any part of our trains or stations.

You can smoke outside the station entrance or in our car parks.



South Western Railway and Community Rail Partnerships

We are committed to working with Community Rail Partnerships (CRPs) across our network. CRPs are not-for-profit organisations that help to further connect the railway with the communities they serve. They work closely with SWR to promote healthy and sustainable travel, design projects which bring communities together, as well as support social and economic development. SWR is proud to provide core funding and support to 12 CRPs on our network.

South Wessex Community Rail Partnership

Covering the line running south of Westbury to Weymouth, including Upwey and Weymouth.

Find out more at southwessexcrp.org.uk/



SOUTH WESSEX
COMMUNITY RAIL PARTNERSHIP

New Forest Community Rail Partnership

Stations: Lymington Pier, Lymington Town, Brockenhurst, Sway and Ashurst New Forest.

The Community Rail Partnership was launched in July 2008 and over the years the partnership has worked hard to help people discover, and explore, attractions from the New Forest and Lymington, as well as connections on to the Isle of Wight.

Find out more at newforestcrp.co.uk



New Forest Community Rail Partnership

www.newforestcrp.co.uk

Purbeck

Community Rail Partnership

Stations: Holton Heath, Wareham, Wool, Moreton, Dorchester South and the Swanage Railway

Formed in conjunction with Swanage Railway, Purbeck Community Rail Partnership supports the reintroduction of services from Swanage to Wareham. The partnership covers not only four of the mainline stations but also those on the Swanage line.

Find out more at purbeckcrp.org.uk



Three Rivers

Community Rail Partnership

Stations: Salisbury, Dean, Mottisfont & Dunbridge, Romsey, Millbrook, Redbridge, Southampton Central, St Denys, Swaythling, Southampton Airport, Eastleigh, Chandler's Ford, Bitterne, Woolston, Sholing, Netley, Hamble, Bursledon, Shawford and Winchester

Three Rivers aims to improve stations in the area of the rail routes that run alongside the main rivers between Salisbury, Winchester, Southampton and Bursledon – hence 'Three Rivers'. It is a group of local authorities, residents and the train industry, working to improve local stations, promote tourism, and train and bus service integration.

Find out more at threeriversrail.com/



MONDAY TO FRIDAY
Weymouth, Poole and Bournemouth to Basingstoke, Woking and London Waterloo

	Operator Notes	SW ★	SW	SW ★	SW ★	XC ★	SW ★	SW ★	SW ★	SW ★	XC ★	SW ★	SW ★	SW	SW	SW	XC	SW	SW	SW	SW	SW	XC	SW	SW	SW	SW	XC	SW			
Weymouth	d							0555		0625			0655						0724	0755			0820			0903			0920		1003	
Upwey	d							0559		0629			0659						0728	0759			0824			0903			0924			
Dorchester South	d							0607		0637			0707						0736	0807			0833		0913			0933		1013		
Moreton	d							0614		0644			0714						0742	0814			0839					0939				
Wool	d							0620		0650			0720						0748	0820			0845					0945				
Wareham	d							0627		0657			0727						0755	0827			0853		0928			0953		1028		
Holton Heath	d							0631					0731						0759	0830			0856					0956				
Hamworthy	a							0636		0704			0736						0804	0835			0901		0935			1001		1035		
Poole	d	0500	0523	0540	0555			0641	0650	0711		0720	0741		0804			0809	0841	0853	0900	0907		0940			1000	1007		1040		
Parkstone	d	0504	0527	0544	0559			0645	0654	0715		0724	0745		0808			0813	0845		0904			0944			1004		1044			
Branksome	d	0507	0530	0547	0602			0649	0657	0719		0727	0749		0811			0817	0848		0908			0948			1008		1048			
Bournemouth	a	0512	0535	0553	0607			0654	0702	0724		0732	0754		0816			0822	0854	0902	0913	0917		0954			1013	1017		1054		
Bournemouth	d	0515	0537	0555	0611	0630	0634	0656	0704	0726	0731	0734	0756	0802	0818		0840	0823	0856	0905		0922		0945	0959	1002		1022		1045	1059	
Pokesdown for Boscombe	d	0519	0541		0615		0638		0708			0738		0806	0821			0827		0909		0926					1006		1026			
Christchurch	d	0523	0545		0619		0642		0712			0742		0810	0825			0831		0913		0930					1010		1030			
Hinton Admiral	d		0550		0624		0647		0717			0747		0815				0836		0918							1015					
New Milton	d	0530	0554		0628		0651		0721			0751		0819	0832			0840		0922		0937					1019		1037			
Sway	d		0559		0633		0656		0726			0756		0824				0845		0927							1024					
Brockenhurst	a	0536	0604	0610	0638		0701		0731			0801	0810	0829	0839			0849	0910	0932		0943		0959	1013	1029		1043		1113		
Brockenhurst	d	0537		0611	0640		0702		0733			0802	0811	0830	0840			0850	0911	0933		0944		1000	1014	1030		1044		1114		
Beaulieu Road	d											0807		0835													1035					
Ashurst (New Forest)	d				0648		0710		0741			0811		0839				0858		0942							1039					
Totton	d	0548		0622	0653		0715		0746			0816		0844				0903		0947							1044					
Southampton Central	a	0554		0628	0658	0702	0721	0725	0752	0756	0802	0822	0826	0854	0858	—	0913	0918	0926	0953		0958		1013	1028	1053		1058		1113	1128	
Southampton Central	d	0555		0630	0700	0715		0730		0800		0815		0830		0902	0900	0902	0915		0930		0955		1000	1015	1030	1055		1100	1115	1130
Southampton Airport	a	0602		0637	0707	0722		0737		0807		0822		0837	—	0907	0912	0922	0937		0957		1002	1007	1022	1037	1102		1107	1122	1137	
Eastleigh	a	0607		0649t				0749t				0850t		0916t	0916	0938t	0950t		1006							1050t	1106		1137t	1150t		
Winchester	a	0617		0646	0717	0730	0747		0817		0830		0847		0917	0927	0932	0947		1025		1017		1030	1047	1124		1117	1131	1147		
Basingstoke	a	0635		0704	0734	0746	0814r		0834		0846		0914r		0936			0948		1016r		1034		1047	1115r		1134		1147	1216r		
Reading	a	0708b		0746b		0809		0907				0946e					1010	1055e				1106	1149e				1206		1249e			
Woking	a	0655		0734r	0805r	0833b	0842r		0854		0918b		0922		0955		1015b	1021		1055e				1106	1149e		1206		1249e			
Clapham Junction	a	0716		0821m		0905g		0915		0938b		0942		1015		1036b		1057k				1111	1136b	1157k			1211		1236b	1257k		
London Waterloo	a	0727		0747	0819		0848		0926			0953		1024				1049				1120		1149			1220		1249			

Late night and weekend trains may be altered due to engineering works.
Please check at southwesternrailway.com before travelling.

★ Passengers travelling with cycles may not join or leave services at stations with train times shown in blue.

For guide to notes and symbols, see end of this timetable.

MONDAY TO FRIDAY
Weymouth, Poole and Bournemouth to Basingstoke, Woking and London Waterloo

Operator Notes	SW	SW	SW	XC	SW	SW	SW	SW	XC	SW	SW	SW	XC	SW	SW	SW	SW	XC	SW	SW	SW	SW	XC	SW					
Weymouth	d		1020		1103			1120		1203			1220		1303			1320		1403			1420		1503				
Upwey	d		1024					1124					1224					1324					1424						
Dorchester South	d		1033		1113			1133		1213			1233		1313			1333		1413			1433		1513				
Moreton	d		1039					1139					1239					1339					1439						
Wool	d		1045					1145					1245					1345					1445						
Wareham	d		1053		1128			1153		1228			1253		1328			1353		1428			1453		1528				
Holton Heath	d		1056					1156					1256					1356					1456						
Hamworthy	a		1101		1135			1201		1235			1301		1335			1401		1435			1501		1535				
Poole	d		1100	1107	1140		1200	1207		1240		1300	1307		1340		1400	1407		1440		1500	1507		1540				
Parkstone	d		1104		1144		1204		1244		1304		1344		1404		1444		1504			1544							
Branksome	d		1108		1148		1208		1248		1308		1348		1408		1448		1508			1548							
Bournemouth	a		1113	1117	1154		1213	1217		1254		1313	1317		1354		1413	1417		1454		1513	1517		1554				
Bournemouth	d	1102	1122	1145	1159	1202	1222	1245	1259	1302	1322	1345	1359	1402	1422	1445	1459	1502	1522	1545	1559								
Pokesdown for Boscombe	d	1106	1126			1206	1226			1306	1326			1406	1426			1506	1526										
Christchurch	d	1110	1130			1210	1230			1310	1330			1410	1430			1510	1530										
Hinton Admiral	d	1115				1215				1315				1415				1515											
New Milton	d	1119	1137			1219	1237			1319	1337			1419	1437			1519	1537										
Sway	d	1124				1224				1324				1424				1524											
Brockenhurst	a	1129	1143		1213	1229	1243		1313	1329	1343		1413	1429	1443		1513	1529	1543		1613								
Brockenhurst	d	1130	1144		1214	1230	1244		1314	1330	1344		1414	1430	1444		1514	1530	1544		1614								
Beaulieu Road	d					1235								1435															
Ashurst (New Forest)	d	1139				1239				1339				1439				1539											
Totton	d	1144				1244				1344				1444				1544											
Southampton Central	a	1152	1158	1213	1228	1252	1258	1313	1328	1351	1400	1413	1428	1451	1458	1513	1528	1551	1558	1613	1628								
Southampton Central	d	1155	1200	1215	1230	1255	1300	1315	1330	1355	1402	1415	1430	1455	1500	1515	1530	1555	1600	1615	1630								
Southampton Airport	a	1202	1207	1222	1237	1302	1307	1322	1337	1402	1409	1422	1437	1502	1507	1522	1537	1603	1607	1622	1637								
Eastleigh	a	1206			1250t	1307			1350t	1406			1450t	1509			1550t	1608				1650t							
Winchester	a	1222	1217	1230	1248	1325	1317	1331	1347	1425	1418	1430	1447	1521	1517	1530	1547	1624	1617	1631	1647								
Basingstoke	a		1234	1246	1315r	1334	1349	1415r		1435	1446	1515r		1535	1546	1614r		1634	1647	1715r									
Reading	a			1306	1355e		1407	1448e		1506	1555e			1609	1655e			1706											
Woking	a			1315b	1320		1420	1515b		1520	1615b			1620	1620			1720											
Clapham Junction	a		1312	1336b	1357k		1412	1436b	1457k		1511	1536b	1557k		1612	1636b	1659k		1712	1737b	1757k								
London Waterloo	a		1321		1349		1421		1449		1520		1549		1621		1649		1724		1751								

Late night and weekend trains may be altered due to engineering works.

Please check at southwesternrailway.com before travelling.

For guide to notes and symbols, see end of this timetable.

MONDAY TO FRIDAY
Weymouth, Poole and Bournemouth to Basingstoke, Woking and London Waterloo

Operator Notes	SW	SW	SW	SW	XC	SW	SW	SW	SW	SW	XC	SW	SW	SW	SW	SW	XC	SW	SW	SW	SW	SW	XC	SW	SW	SW	SW	SW
Weymouth	d			1520		1603			1620			1703			1720			1803			1820			1903		1920	1959	2007
Upwey	d			1524					1624						1724						1824					1924	1924	2011
Dorchester South	d			1533		1613			1633			1713			1733			1813			1833			1913		1937	2011	2021
Moreton	d			1539					1639						1739						1839					1943		2027
Wool	d			1545					1645						1745						1845					1949		2033
Wareham	d			1553		1628			1653			1728			1753			1828			1853			1928		1957	2028	2042
Holton Heath	d			1556					1656						1756						1856							
Hamworthy	a			1601		1635			1701			1735			1801			1835			1901			1935		2003	2035	2048
Poole	d		1600	1607		1640		1700	1707			1740		1800	1807			1840		1900	1907		1940	1950	2009	2040	2054	
Parkstone	d		1604			1644		1704				1744		1804				1844		1904			1944	1954		2044	2058	
Branksome	d		1608			1648		1708				1748		1808				1848		1908			1948	1957		2048	2101	
Bournemouth	a		1613	1617		1654		1713	1717			1755		1813	1817			1854		1913	1917		1954	2002	2018	2054	2107	
Bournemouth	d	1602	1622		1645	1659	1702	1722			1745	1759	1802	1822			1845	1859	1902	1922			1945	1959	2005	2022	2059	2112
Pokesdown for Boscombe	d	1606	1626				1706	1726					1806	1826					1906	1926					2009	2026		2116
Christchurch	d	1610	1630				1710	1730					1810	1830					1910	1930					2013	2030		2120
Hinton Admiral	d	1615					1715						1815						1915						2018			2125
New Milton	d	1619	1637				1719	1737					1819	1837					1919	1937					2022	2037		2129
Sway	d	1624					1724						1824						1924						2027			2134
Brockenhurst	a	1629	1643			1713	1729	1743				1813	1829	1843			1859	1913	1929	1943			2013	2032	2043	2113	2138	
Brockenhurst	d	1630	1644			1714	1730	1744				1814	1830	1844			1900	1914	1930	1944			2014	2033	2044	2114	2139	
Beaulieu Road	d	1635											1835												2038			
Ashurst (New Forest)	d	1639					1739						1839						1939						2042		2147	
Totton	d	1644					1744						1844						1944						2047		2152	
Southampton Central	a	1651	1658		1713	1728	1750	1758			1813	1828	1853	1859			1913	1928	1951	1958			2013	2029	2053	2058	2128	2157
Southampton Central	d	1652	1700		1715	1730	1752	1800			1815	1830	1855	1900			1915	1930	1955	2000			2015	2030	2055	2100	2130	2200
Southampton Airport	a	1703	1707		1722	1737	1803	1807			1822	1837	1902	1907			1922	1937	2002	2007			2022	2037	2102	2107	2137	2207
Eastleigh	a	1707		1707	1735t	1750t	1807		1807		1850t	1906			1906		1950t	2006		2006			2050t	2106		2150t	2211	
Winchester	a		1717	1724	1730	1747		1817			1831	1847		1917	1924	1930	1947		2017	2021	2031	2047	2121	2117	2147	2177	2223	
Basingstoke	a		1734	1741	1746	1809r		1834	1840		1847	1915r		1934	1941	1946	2015r		2034			2047	2123r		2134	2216r	2240	
Reading	a				1807	1849e					1908	1949e			2009	2045e			2107		2156e		2239b	2303e	2325b			
Woking	a					1820					1925	1925			2021	2054			2120		2153	2219	2259		2153	2219	2259	
Clapham Junction	a		1811		1836b	1858k		1911			1920b	2005k		2011			2053k		2117		2156k		2213	2255k		2222	2244	2331
London Waterloo	a		1820			1849		1920				1951		2020			2049		2129				2149		2222	2244	2331	

Late night and weekend trains may be altered due to engineering works.

Please check at southwesternrailway.com before travelling.

For guide to notes and symbols, see end of this timetable.

SATURDAY

Weymouth, Poole and Bournemouth to Basingstoke, Woking and London Waterloo

Operator Notes	SW	XC	SW	SW	SW	XC	SW	SW	SW	SW	XC	SW	SW	SW	SW	XC	SW	SW	SW	SW	XC	SW	SW	SW	XC	SW	SW		
Weymouth	d		0542		0617		0655		0720		0803		0820		0903		0920		1003		1020		1103						
Upwey	d				0621		0659		0724				0824				0924				1024								
Dorchester South	d		0552		0629		0707		0732		0813		0833		0913		0933		1013		1033		1113						
Moreton	d				0636		0714		0739				0839				0939				1039								
Wool	d		0602		0642		0720		0745				0845				0945				1045								
Wareham	d		0610		0649		0727		0753		0828		0853		0928		0953		1028		1053		1128						
Holton Heath	d		0613		0653		0731		0756				0856				0956				1056								
Hamworthy	a		0618		0658		0736		0801		0835		0901		0935		1001		1035		1101		1135						
Poole	d	0528	0624	0650	0703		0741		0800	0807		0840		0900	0907		0940		1000	1007		1040		1100	1107		1140		
Parkstone	d	0532	0628	0654	0707		0745		0804		0844		0904		0944		1004		1044		1104		1144						
Branksome	d	0536	0631	0657	0711		0749		0808		0848		0908		0948		1008		1048		1108		1148						
Bournemouth	a	0541	0637	0702	0717		0754		0813	0817		0854		0913	0917		0954		1013	1017		1054		1113	1117		1154		
Bournemouth	d	0543	0633	0642	0705	0722	0745	0759	0802	0822	0845	0859	0902	0922	0945	0959	1002	1022	1045	1059	1102	1122	1145	1159	1202				
Pokesdown for Boscombe	d	0547		0646	0709	0726		0806		0826		0906		0926		1006		1026		1106		1126		1206					
Christchurch	d	0551		0650	0713	0730		0810		0830		0910		0930		1010		1030		1110		1130		1210					
Hinton Admiral	d	0556		0655	0718		0815		0895				0915		1015		1095				1115		1215						
New Milton	d	0600		0700	0722	0737		0819	0837				0919	0937		1019	1037				1119	1137		1219					
Sway	d	0605		0705	0727		0824		0924				1024				1124				1224								
Brockenhurst	a	0610		0709	0732	0743		0813	0829	0843		0913	0929	0943	0959	1013	1029	1043		1113	1129	1143		1213	1229				
Brockenhurst	d	0611		0710	0733	0744		0814	0830	0844		0914	0930	0944	1000	1014	1030	1044		1114	1130	1144		1214	1230				
Beaulieu Road	d							0835					0935				1035				1135		1235						
Ashurst (New Forest)	d	0618		0718	0740		0839		0939				1039				1139				1239								
Totton	d	0623		0723	0745		0844		0944				1044				1144				1244								
Southampton Central	a	0629	0704	0728	0752	0758	0813	0828	0852	0858	0913	0928	0952	0958	1013	1028	1052	1058	1113	1128	1152	1158	1213	1228	1252				
Southampton Central	d	0630	0715	0730	0755	0800	0815	0830	0855	0900	0915	0930	0955	1000	1015	1030	1055	1100	1115	1130	1155	1200	1215	1230	1255				
Southampton Airport	a	0637	0722	0737	0802	0807	0822	0837	0902	0907	0922	0937	1002	1007	1022	1037	1102	1107	1122	1137	1202	1207	1222	1237	1302				
Eastleigh	a	0650t		0749t	0806		0849t	0906		0950t	1006		1050t	1106		1150t	1206		1250t		1306		1350t		1406				
Winchester	a	0647	0732	0747	0822	0817	0830	0847	0924	0917	0931	0947	1024	1017	1030	1047	1124	1117	1131	1147	1224	1217	1230	1247	1324				
Basingstoke	a	0704	0748	0815r	0822	0834	0846	0914r	0924	0935	0947	1015r	1024	1034	1046	1115r	1124	1134	1147	1215r	1224	1234	1246	1315r					
Reading	a	0756b	0807	0849e	0820		0907	0947e		1007	1049e		1106	1149e		1207	1249e		1306	1350e									
Woking	a	0723	0820	0820	0920		0915b	0920		1015b	1020		1115b	1120		1215b	1220		1315b	1320									
Clapham Junction	a	0743	0837b	0857k	0911	0936b	0956k		1011	1036b	1057k		1111	1139b	1157k		1211	1236b	1257k		1311	1336b	1357k						
London Waterloo	a	0752		0849		0920		0949		1020		1049		1120		1150		1224		1253		1320		1349					

Late night and weekend trains may be altered due to engineering works.

Please check at southwesternrailway.com before travelling.

For guide to notes and symbols, see end of this timetable.

SATURDAY

Weymouth, Poole and Bournemouth to Basingstoke, Woking and London Waterloo

Operator Notes	SW	SW	XC	SW	SW	SW	SW	XC	SW	SW	SW	SW	XC	SW	SW	SW	SW	XC	SW	SW	SW	SW	XC	SW	SW	SW	SW	XC
Weymouth	d	1120		1203			1220		1303			1320		1403			1420		1503			1520			1603			1620
Upwey	d	1124					1224					1324					1424					1524					1624	
Dorchester South	d	1133		1213			1233		1313			1333		1413			1433		1513			1533			1613		1633	
Moreton	d	1139					1239					1339					1439					1539				1639		
Wool	d	1145					1245					1345					1445					1545				1645		
Wareham	d	1153		1228			1253		1328			1353		1428			1453		1528			1553			1628		1653	
Holton Heath	d	1156					1256					1356					1456					1556				1656		
Hamworthy	a	1201		1235			1301		1335			1401		1435			1501		1535			1601			1635		1701	
Poole	d	1200	1207		1240		1300	1307	1340		1400	1407		1440		1500	1507		1540		1600	1607			1640		1700	1707
Parkstone	d	1204		1244		1304		1344		1404		1444		1504		1544		1604		1644		1704			1744		1804	
Branksome	d	1208		1248		1308		1348		1408		1448		1508		1548		1608		1648		1708			1748		1808	
Bournemouth	a	1213	1217		1254		1313	1317	1354		1413	1417		1454		1513	1517		1554		1613	1617			1654		1713	1717
Bournemouth	d	1222		1245	1259	1302	1322	1345	1359	1402	1422	1445	1459	1502	1522	1545	1559	1602	1622	1645	1659	1702	1722	1745				
Pokesdown for Boscombe	d	1226				1306	1326			1406	1426			1506			1526		1606			1626			1706		1726	
Christchurch	d	1230				1310	1330			1410	1430			1510			1530		1610			1630			1710		1730	
Hinton Admiral	d					1315				1415				1515			1515		1615			1615			1715			
New Milton	d	1237				1319	1337			1419	1437			1519		1537		1619		1637		1637			1719		1737	
Sway	d					1324				1424				1524			1524		1624			1624			1724			
Brockenhurst	a	1243		1313	1329	1343		1413	1429	1443		1513	1529	1543		1613	1629	1643		1713	1729	1743						
Brockenhurst	d	1244		1314	1330	1344		1414	1430	1444		1514	1530	1544		1614	1630	1644		1714	1730	1744						
Beaulieu Road	d								1435								1635											
Ashurst (New Forest)	d					1339			1439					1539			1639					1739						
Totton	d					1344			1444					1544			1644					1744						
Southampton Central	a	1258	1313	1328	1352	1358	1413	1428	1453	1458	1513	1528	1552	1558	1613	1628	1652	1658	1713	1728	1752	1758	1813					
Southampton Central	d	1300	1315	1330	1355	1400	1415	1430	1455	1500	1515	1530	1555	1600	1615	1630	1655	1700	1715	1730	1755	1800	1815					
Southampton Airport	a	1307	1322	1337	1402	1407	1422	1437	1502	1507	1522	1537	1602	1607	1622	1637	1702	1707	1722	1737	1802	1807	1822					
Eastleigh	a			1350t	1406		1437t	1450t	1506			1550t	1607			1650t	1706				1750t	1806						
Winchester	a	1317	1331	1347	1424	1417	1430	1447	1524		1517	1532	1547	1625		1617	1630	1647	1724		1717	1731	1747	1824	1817	1830		
Basingstoke	a	1334	1347	1415r	1434	1446	1516r	1534	1548	1615r	1634	1646	1715r	1734	1747	1815r	1834	1846										
Reading	a		1409	1449e		1505	1551e	1606	1649e			1706	1749e			1808	1849e										1906	
Woking	a		1415b	1420		1515b	1520	1615b	1620	1715b	1720	1815b	1820	1915b													1915b	
Clapham Junction	a	1411	1436b	1457k		1511	1536b	1557k		1612	1637b	1657k		1711	1737b	1757k		1811	1836b	1857k		1911	1936b					
London Waterloo	a	1420		1449		1520		1549		1621		1649		1720		1749		1820		1849		1920						

Late night and weekend trains may be altered due to engineering works.
Please check at southwesternrailway.com before travelling.

For guide to notes and symbols, see end of this timetable.

SUNDAY

Weymouth, Poole and Bournemouth to Basingstoke, Woking and London Waterloo

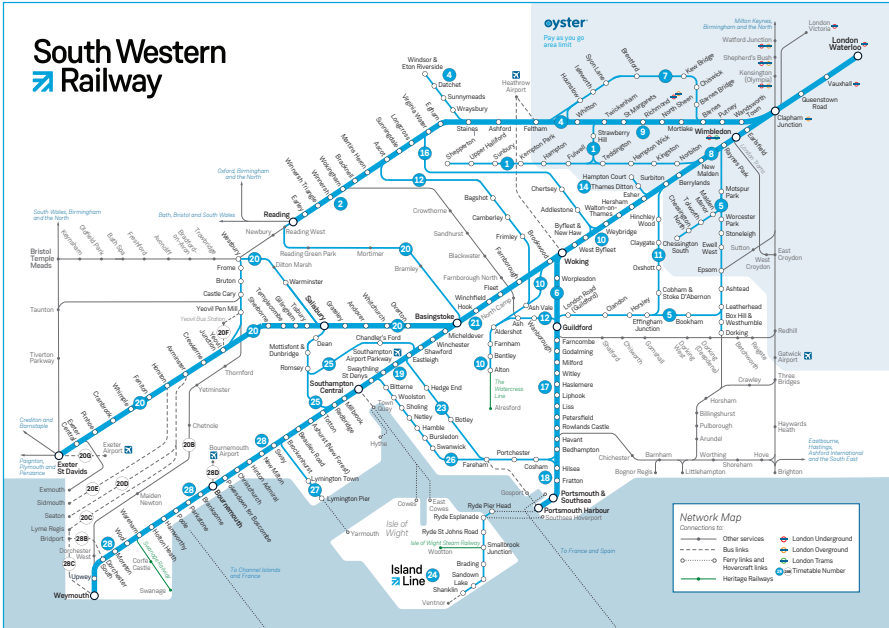
Operator Notes	SW	SW	SW	SW	XC	SW	SW	XC	SW	SW	XC	SW	SW	XC	SW	SW	XC	SW	SW	XC	SW	SW	XC	SW	SW	XC	SW	SW	
Weymouth	d			0748		0848			0948			1048			1148			1248			1348			1448			1548		
Upwey	d			0752		0852			0952			1052			1152			1252			1352			1452			1552		
Dorchester South	d			0800		0900			1000			1100			1200			1300			1400			1500			1600		
Moreton	d			0807		0907			1007			1107			1207			1307			1407			1507			1607		
Wool	d			0813		0913			1013			1113			1213			1313			1413			1513			1613		
Wareham	d			0820		0920			1020			1120			1220			1320			1420			1520			1620		
Holton Heath	d																												
Hamworthy	a			0827		0927			1027			1127			1227			1327			1427			1527			1627		
Poole	d	0720	0750	0832	0855	0932	0955		1032	1055		1132	1155		1232	1255		1332	1355		1432	1455		1532	1555		1632	1655	
Parkstone	d	0724	0754	0836		0936			1037			1136			1236			1337			1437			1537			1637		
Branksome	d	0727	0757	0840		0940			1041			1140			1240			1341			1441			1541			1641		
Bournemouth	a	0732	0802	0846	0904	0946	1004		1047	1104		1146	1204		1246	1304		1347	1404		1447	1504		1547	1604		1647	1704	
Bournemouth	d	0736	0806	0850	0906	0940	0951	1006	1040	1050	1106	1140	1150	1206	1240	1250	1306	1340	1350	1406	1440	1450	1506	1540	1550	1606	1640	1650	1706
Pokesdown for Boscombe	d	0740	0810		0910			1010			1110			1210			1310			1410			1510			1610		1710	
Christchurch	d	0744	0814		0914			1014			1114			1214			1314			1414			1514			1614		1714	
Hinton Admiral	d	0749	0819		0919			1019			1119			1219			1319			1419			1519			1619		1719	
New Milton	d	0753	0823	0901	0923		1002	1023		1101	1123		1201	1223		1301	1323		1401	1423		1501	1523		1601	1623		1701	1723
Sway	d	0758	0828		0928			1028			1128			1228			1328			1428			1528			1628		1728	
Brockenhurst	a	0802	0832	0908	0932	0954	1008	1032		1108	1132		1208	1232		1308	1332		1408	1432		1508	1532		1608	1632		1708	1732
Brockenhurst	d	0803	0833	0909	0933	0955	1009	1033		1109	1133		1209	1233		1309	1333		1409	1433		1509	1533		1609	1633		1709	1733
Beaulieu Road	d		0839		0939			1039			1139			1239			1339			1439			1539			1639		1739	
Ashurst (New Forest)	d	0813	0843		0943			1043			1143			1243			1343			1443			1543			1643		1743	
Totton	d	0818	0848		0948			1048			1148			1248			1348			1448			1548			1648		1748	
Southampton Central	a	0824	0853	0923	0953	1008	1023	1053	1109	1123	1153	1208	1223	1253	1308	1323	1353	1408	1423	1453	1509	1523	1554	1609	1623	1653	1708	1723	1753
Southampton Central	d	0826	0855	0925	0955	1015	1025	1055	1115	1125	1155	1215	1225	1255	1315	1325	1355	1415	1425	1455	1515	1525	1555	1615	1625	1655	1715	1725	1755
Southampton Airport	a	0833	0902	0932	1002	1022	1032	1102	1122	1132	1202	1222	1232	1302	1322	1332	1402	1422	1432	1502	1522	1532	1602	1622	1632	1702	1722	1732	1802
Eastleigh	a		0907		1007			1107			1207			1307			1407			1506			1607			1706		1806	
Winchester	a	0842	0922	0941	1022	1030	1041	1122	1130	1141	1222	1230	1241	1322	1330	1341	1423	1430	1441	1516	1530	1541	1616	1630	1641	1716	1730	1741	1816
Basingstoke	a	0901	0942	0958	1042	1046	1058	1142	1146	1158	1242	1246	1258	1342	1346	1358	1443	1446	1458	1533	1547	1558	1633	1646	1658	1733	1747	1758	1833
Reading	a	0932b	1006b	1032b		1106	1133b		1205	1232b		1305	1332b		1406	1432b		1505	1532b		1606	1632b		1707	1732b		1806	1832b	
Woking	a	0928	1002	1019	1102		1118	1203		1218	1302		1318	1402		1418	1502		1518	1553		1618	1653		1718	1753		1818	1853
Clapham Junction	a	0959	1029	1041	1129		1141	1227		1239	1327		1339	1427		1439	1527		1539	1614		1639	1714		1739	1814		1839	1915
London Waterloo	a	1011	1043	1053	1141		1154	1237		1249	1337		1349	1437		1449	1537		1549	1624		1649	1724		1749	1825		1849	1925

Late night and weekend trains may be altered due to engineering works.

Please check at southwesternrailway.com before travelling.

For guide to notes and symbols, see end of this timetable.

South Western Railway



Changing trains

Most journeys shown in this timetable are direct trains, shown in **bold type**. However, you may be able to make other journeys or reach your destination more quickly by changing trains. To help you find these alternative trains, we show them in *light italic type*. A letter against the time will show where you need to change trains – please check the ‘Notes’ section for an explanation of these letters.

Please allow plenty of time to change trains. At most stations you will need to allow at least five minutes. You will need longer at some stations, and this is shown in the ‘Station information’ table in this timetable. For example ⑩ means you should allow 10 minutes to change trains at this station.

MONDAY TO FRIDAY
London Waterloo, Woking and Basingstoke to Bournemouth, Poole and Weymouth

Operator Notes	SW	SW	SW	SW	SW	SW A	XC	SW	SW	SW	XC	SW	SW	SW	XC	SW	SW	SW	XC	SW	SW	SW	XC	SW	SW		
London Waterloo	d			0530				0630		0703	0710b	0735		0805	0820b	0835		0905	0920b	0935		1005	1020b	1035			
Clapham Junction	d			0537u				0637u		0710u	0717b	0723k		0812u	0828b	0828k		0912u	0927b	0927k		1012u	1027b	1027k			
Woking	d			0601				0657		0730	0736b	0800		0817b	0846b	0900		0916b	0946b	1000		1016b	1046b	1100			
Reading	d			0540b				0640b		0657b	0752			0800b	0853			0859b	0952			1007b	1052				
Basingstoke	d			0621				0718		0750	0811	0819		0849	0911			0949	1011			1049	1111				
Winchester	d			0638				0735		0807	0827	0836	0841	0906	0927	0934		1005	1027	1033		1105	1127	1133			
Eastleigh	d			0649			0721z	0746			0821t	0846	0851		0921t			1004t	1021t			1100t	1121t				
Southampton Airport	d			0653			0726z	0750		0818	0835	0850	0855	0914	0936	0942		1014	1035	1042		1114	1136	1142			
Southampton Central	a			0700				0757		0825	0842	0857	0902	0923	0943	0950		1023	1042	1049		1122	1143	1150			
Southampton Central	d			0622	0702	0730	0756	0759		0827	0845	0859	0906	0925	0945	0951	0956	1025	1045	1051	1058	1124	1145	1152	1156		
Totton	d			0628	0707	0738		0804		0833			0911				1001				1104				1201		
Ashurst (New Forest)	d			0632		0742		0809					0916				1006				1108				1206		
Beaulieu Road	d					0747		0813									1010								1210		
Brockenhurst	a			0640	0718	0753	0809	0819		0843		0912	0924	0939	0958	1004	1016	1038		1105	1116	1137		1205	1216		
Brockenhurst	d			0615	0641	0718		0757	0810	0820		0844		0913	0925	0939	0959	1005	1017	1039		1105	1117	1138	1206	1217	
Sway	d			0620	0646	0723		0825		0849			0929					1022			1122				1222		
New Milton	d			0625	0651	0728	0804	0830		0854			0934	0946				1027	1046			1127	1145		1227		
Hinton Admiral	d			0629	0655	0732		0834		0858			0938					1031				1131			1231		
Christchurch	d			0634	0700	0737	0811	0839		0903			0943	0953				1036	1053			1136	1152		1236		
Pokesdown for Boscombe	d			0637	0703	0740		0842		0906			0947	0957				1039	1057			1139	1156		1239		
Bournemouth	a			0641	0707	0744		0817	0824	0846		0910	0913	0928	0953	1001	1013	1020	1044	1101	1113	1120	1144	1200	1213	1220	1244
Bournemouth	d	0611	0644	0712	0746	0804	0818	0848	0904	0912		0932		1004	1008		1024		1104	1108		1124		1204	1208	1224	
Branksome	d	0616	0649	0717	0751	0809	0823	0853	0909	0917		0937			1013		1029			1113		1129		1204	1213	1229	
Parkstone	d	0619	0652	0720	0754	0812	0826	0856	0912	0920		0940			1016		1032			1116		1132		1216	1232		
Poole	d	0624	0657	0725	0758	0817	0830a	0900	0917	0923a		0944		1014	1020a		1037		1114	1120a		1137		1214	1220a	1237	
Hamworthy	d	0629	0702	0730	0803	0822		0905	0922		0949		1019				1042		1119		1142		1219		1242		
Holton Heath	d	0633	0706	0734	0807	0826			0926			1023						1123				1223					
Wareham	d	0638	0711	0739	0812	0831		0912	0931			0956		1028		1049		1128		1149		1228			1249		
Wool	d	0644	0717	0745	0819	0837		0919	0937			1002		1035				1135				1235					
Moreton	d	0650	0725	0751	0825	0843		0925	0943					1041				1141				1241					
Dorchester South	d	0658	0733	0759	0833	0851		0933	0951		1013			1054		1105		1149		1205		1249			1305		
Upwey	d	0705	0739	0806	0839	0858		0939	0958					1102				1155				1255					
Weymouth	a	0709	0744	0810	0844	0902		0944	1002			1023		1106		1116		1202		1215		1302			1315		

Late night and weekend trains may be altered due to engineering works.

Please check at southwesternrailway.com before travelling.

For guide to notes and symbols, see end of this timetable.

MONDAY TO FRIDAY
London Waterloo, Woking and Basingstoke to Bournemouth, Poole and Weymouth

Operator Notes	SW	XC	SW	SW	SW	XC	SW	SW	SW	XC	SW	SW	SW	XC	SW	SW	SW	XC	SW	SW	B	SW				
London Waterloo	d	1105	1120b	1135		1205	1220b	1235		1305	1320b	1335		1405	1420b	1435		1505	1520b	1535		1605				
Clapham Junction	d	1112u	1127b	1127k		1212u	1227b	1227k		1312u	1327b	1327k		1412u	1427b	1427k		1512u	1527b	1527k		1612u				
Woking	d	1116b	1146b	1200		1216b	1246b	1300		1316b	1346b	1401		1417b	1446b	1500		1516b	1546b	1600		1616b				
Reading	d	1107b	1151			1207b	1251			1307b	1352			1407b	1450			1505b	1552			1607b				
Basingstoke	d	1149	1211			1248	1311			1349	1411			1449	1511			1549	1613			1648				
Winchester	d	1205	1227	1233		1305	1327	1333		1405	1427	1433		1505	1527	1532		1605	1628	1633	1639	1706				
Eastleigh	d	1200t	1221t			1304t	1321t			1400t	1421t			1500t	1521t			1600t	1621t		1650					
Southampton Airport	d	1214	1240	1243		1314	1336	1343		1414	1435	1442		1514	1536	1541		1614	1637	1642	1654	1715				
Southampton Central	a	1221	1247	1251		1322	1343	1350		1421	1442	1449		1522	1543	1549		1622	1645	1649	1705	1722				
Southampton Central	d	1224	1248	1252	1256	1324	1345	1352	1356	1424	1445	1451	1456	1524	1545	1551	1556	1626	1628	1647	1653	1656	1713	1725	1728	
Totton	d				1301				1401				1501				1601		1634			1702		1734		
Ashurst (New Forest)	d				1306				1406				1506				1606		1639			1707		1738		
Beaulieu Road	d								1410				1510				1610		1647			1711		1746		
Brockenhurst	a	1237		1308	1316	1337		1405	1416	1437		1504	1515	1537		1604	1616	1639	1647		1710	1717	1731	1739	1746	
Brockenhurst	d	1238		1308	1317	1338		1406	1417	1438		1505	1517	1538		1605	1626	1640	1647		1711	1718	1731	1740	1747	
Sway	d				1322				1422				1522				1631		1652			1722		1751		
New Milton	d	1245			1327	1345			1427	1445			1527	1545		1636		1657			1727	1738		1756		
Hinton Admiral	d				1331				1431				1531			1640		1701			1731			1800		
Christchurch	d	1252			1336	1353			1436	1452			1536	1552		1645		1706			1736	1745		1805		
Pokesdown for Boscombe	d	1256			1339	1356			1439	1456			1539	1556		1648		1709			1740			1809		
Bournemouth	a	1300	1317	1323	1344	1400	1413	1421	1444	1500	1513	1520	1544	1600	1613	1620	1653	1701	1713	1721	1726	1744	1752	1755	1813	
Bournemouth	d	1304	1308		1326	1404	1408		1425	1504	1508		1524	1604	1608		1624		1702	1715		1728	1745		1757	1814
Branksome	d		1313		1331		1413		1430		1513		1529		1613		1629		1708		1733	1750			1819	
Parkstone	d		1316		1334		1416		1433		1516		1532		1616		1632		1711		1736	1753			1805	1822
Poole	d	1314	1320a		1339	1415	1420a		1437	1514	1520a		1537	1614	1620a		1637	1717	1725a		1740	1757a			1810	1826a
Hamworthy	d	1319			1344	1420			1442	1519			1542	1619			1642		1722		1745				1815	
Holton Heath	d	1323			1424				1449	1523			1549	1623			1649		1726		1752				1819	
Wareham	d	1328			1351	1428			1449	1528			1549	1628			1649		1730		1752				1824	
Wool	d	1335			1435				1449	1535			1549	1635			1655		1737		1758				1830	
Moreton	d	1341			1441				1449	1541			1549	1641			1649		1743		1758				1841	
Dorchester South	d	1349			1407	1449			1505	1541			1549	1641			1649		1743		1758				1849	
Upwey	d	1355			1455				1505	1555			1549	1655			1649		1757		1809				1855	
Weymouth	a	1402			1417	1502			1515	1602			1616	1702			1715		1802		1818				1902	

Late night and weekend trains may be altered due to engineering works.
Please check at southwesternrailway.com before travelling.

★ Passengers travelling with cycles may not join or leave services at stations with train times shown in blue.

For guide to notes and symbols, see end of this timetable.

MONDAY TO FRIDAY

London Waterloo, Woking and Basingstoke to Bournemouth, Poole and Weymouth

Operator Notes	XC	SW	SW ★	XC ★	SW	SW ★	XC ★	SW	SW ★	XC ★	SW	SW	SW	XC	SW	SW	SW	XC	SW	SW	SW	SW							
London Waterloo	d	1620b	1635	1705	1723b	1735	1805	1823b	1835	1905	1920b	1935		2005	2020b	2035		2105	2120b	2135		2205	2235						
Clapham Junction	d	1627b	1627k	1657b	1702h			1814r		1912u	1927b	1927k		2012u	2027b	2027k		2112u	2127b	2127k		2212u	2227k						
Woking	d	1646b	1659u		1734b			1745r		1834b				1845b	1946b	2000		2046b	2100		2146b	2200	2300						
Reading	d	1652			1752			1757b		1852				1905b	1950			1957b	2049		2052b	2152	2205b	2249z					
Basingstoke	d	1711	1719	1746	1811	1817		1846		1911				1948	2011			2049	2112		2149	2211	2250	2311z					
Winchester	d	1727	1735	1803	1827	1833		1903		1927				1934	2005	2027	2032	2105	2127	2133	2205	2227	2234	2306	2333				
Eastleigh	d	1721t		1801t	1821t			1855t		1921t				2000t	2021t			2103t	2121t		2209t	2223t		2324t					
Southampton Airport	d	1736	1744	1812	1835	1842		1911		1939				1943	2014	2036	2041	2114	2137	2142	2217	2235	2243	2315	2342				
Southampton Central	a	1743	1751	1819	1842	1849		1918		1946				1950	2021	2043	2048	2122	2145	2150	2225	2244	2250	2322	2350				
Southampton Central	d	1745	1755	1758	1822	1825	1845	1853	1856	1922	1925	1947	1954	1956	2025	2028	2045	2051	2056	2125	2146	2151	2156	2224	2324				
Totton	d			1804	1831			1901		1930				2002		2033			2101	2130		2201	2232	2329	2353				
Ashurst (New Forest)	d			1808	1835			1906		1935				2007		2038			2106			2206	2237	2334					
Beaulieu Road	d			1813																	2210								
Brockenhurst	a		1809	1819	1843	1858	1914	1943					2015	2040	2046			2104	2116	2141	2205	2216	2245	2305	2342	0006			
Brockenhurst	d		1810	1819	1844	1859	1915	1944					2015	2041	2046			2105	2117	2142	2205	2217	2247	2306	2316	2343	0007		
Sway	d		1824	1848			1919	1948					2020	2051	2056				2122	2146		2222	2251	2321	2347				
New Milton	d		1829	1853			1924	1953					2025	2056	2056				2127	2151		2227	2256	2326	2352				
Hinton Admiral	d		1833	1857			1928	1957					2029	2100	2100				2131	2155		2231	2300	2330	2356				
Christchurch	d		1838	1902			1933	2002					2034	2105	2105				2136	2200		2236	2305	2335	0001				
Pokesdown for Boscombe	d		1841	1906			1937	2006					2037	2108	2108				2139	2204		2239	2309	2338	0005				
Bournemouth	a	1817	1824	1845	1849	1910	1913	1921	1941	1949	2010	2015	2021	2041	2057	2112	2115	2120	2144	2208	2215	2220	2244	2313	2316	2320	2342	0010	0022
Bournemouth	d		1826	1851	1911	1923	1942	1950	2011	2022	2043	2101	2114									2224			2324	2344	0024		
Branksome	d		1831	1856	1916	1928	1947	1955	2016	2030	2048	2106	2119									2229			2329	2349	0029		
Parkstone	d		1834	1859	1919	1931	1950	1958	2019	2033	2051	2109	2122									2232			2332	2352	0032		
Poole	d		1838	1903	1924a	1935	1955a	2003	2024a	2038	2056a	2113	2125a									2237			2337	2355a	0036a		
Hamworthy	d		1843	1908		1940		2008		2043												2242			2342				
Holton Heath	d			1912				2012																					
Wareham	d		1850	1917		1947		2017		2049												2249			2349				
Wool	d		1856	1923		1954		2023		2056												2255			2355				
Moreton	d			1929				2029														2301			0002				
Dorchester South	d		1907	1937		2005		2037		2107												2309			0010				
Upwey	d			1944				2044														2316			0016				
Weymouth	a		1918	1950		2015		2050		2117												2320			0022				

Late night and weekend trains may be altered due to engineering works.
Please check at southwesternrailway.com before travelling.

★ Passengers travelling with cycles may not join or leave services at stations with train times shown in blue.

For guide to notes and symbols, see end of this timetable.

SATURDAY

London Waterloo, Woking and Basingstoke to Bournemouth, Poole and Weymouth

Operator	Notes	SW	SW	SW	SW	SW	SW	SW	XC	SW	SW	SW	XC	SW	SW	SW	XC	SW	SW	SW	XC	SW	XC			
London Waterloo	d				0530		0630		0710b	0735		0805	0820b	0835		0905	0920b	0935		1005	1020b	1035		1105	1120b	
Clapham Junction	d				0537u		0637u		0717b	0720k		0812u	0827b	0827k		0912u	0927b	0927k		1012u	1028b	1028k		1112u	1127b	
Woking	d				0603		0657		0736b	0800		0816b	0846b	0900		0916b	0946b	1000		1016b	1046b	1100		1116b	1146b	
Reading	d				0543b		0637b		0753			0807b	0852		0910b	0952				1007b	1052			1104b	1152	
Basingstoke	d			0510z	0624		0718		0814	0821		0849	0911		0949	1012				1007b	1048			1104b	1212	
Winchester	d			0526z	0643		0734		0831	0838		0905	0927	0933		1005	1027	1033		1007b	1048			1104b	1212	
Eastleigh	d			0536z	0652		0743		0821t	0847		0901t	0921t		1000t	1021t				1100t	1121t			1200t	1221t	
Southampton Airport	d			0540z	0656		0748		0840	0851		0914	0936	0942		1014	1036	1042		1114	1136	1142		1214	1236	
Southampton Central	a				0703		0756		0847	0858		0922	0943	0949		1022	1043	1050		1122	1143	1150		1222	1243	
Southampton Central	d			0620	0705	0721	0800	0817	0848	0900	0903	0924	0945	0951	0956	1024	1045	1051	1056	1124	1145	1151	1156	1224	1245	
Totton	d			0625	0710	0726	0805	0822			0908				1001				1101				1201			
Ashurst (New Forest)	d			0630		0731		0827			0913				1006				1106				1206			
Beaulieu Road	d							0831							1010								1210			
Brockenhurst	a			0638	0721	0739	0816	0837		0913	0921	0937	0958	1004	1016	1037		1105	1116	1137		1205	1216	1237		
Brockenhurst	d			0615	0639	0722	0740	0817	0838		0914	0922	0938	0959	1005	1017	1038		1106	1117	1138		1206	1217	1238	
Sway	d			0620	0643	0726	0744	0821	0842			0926			1022					1122			1222			
New Milton	d			0625	0648	0731	0749	0826	0847			0931			1027	1045				1127	1145		1227	1245		
Hinton Admiral	d			0629	0652	0735	0753	0830	0851			0935			1031					1131			1231			
Christchurch	d			0634	0657	0740	0758	0835	0856			0940			1036	1052				1136	1152		1236	1252		
Pokesdown for Boscombe	d			0637	0701	0744	0802	0839	0900			0944			1039	1056				1139	1156		1239	1256		
Bournemouth	a			0641	0706	0748	0806	0843	0905	0917	0928	0952	1000	1013	1020	1044	1100	1113	1120	1144	1200	1213	1220	1244	1300	1313
Bournemouth	d	0611	0644	0711	0749	0811	0844	0909		0933		1004	1008		1024		1104	1108		1124		1204	1208		1304	1308
Branksome	d	0616	0649	0716	0754	0816	0849	0914		0938			1013		1029			1113		1129		1213			1313	
Parkstone	d	0619	0652	0719	0757	0819	0852	0917		0941			1016		1032			1116		1132		1216			1316	
Poole	d	0624	0657	0724	0802	0824	0857	0922		0946		1014	1020a		1037		1114	1120a		1137	1214	1220a		1314	1320a	
Hamworthy	d	0629	0702	0729	0807	0829	0902	0927		0951		1019			1042		1119			1142	1219			1319		
Holton Heath	d	0633	0706	0733		0833		0931				1023				1123				1223				1323		
Wareham	d	0638	0711	0738	0813	0838	0909	0935		0958		1028		1049		1128			1149		1228		1249		1328	
Wool	d	0644	0717	0744	0820	0844	0915	0942				1035				1135				1235				1335		
Moreton	d	0650	0723	0750	0826	0850	0921	0948				1041				1141				1241				1341		
Dorchester South	d	0658	0731	0758	0834	0858	0929	0956		1014		1051		1105		1149		1205		1249		1305		1349		
Upwey	d	0705	0738	0805	0841	0905	0936	1002				1058				1155				1255				1355		
Weymouth	a	0709	0742	0809	0845	0909	0940	1007		1023		1102				1200			1213	1300		1314		1400		

Late night and weekend trains may be altered due to engineering works.
Please check at southwesternrailway.com before travelling.

For guide to notes and symbols, see end of this timetable.

SATURDAY

London Waterloo, Woking and Basingstoke to Bournemouth, Poole and Weymouth

Operator Notes	SW	SW	SW	XC	SW	SW	SW	XC	SW	SW	SW	XC	SW	SW	SW	XC	SW	SW	SW	XC	SW	SW			
London Waterloo	d	1135		1205	1220b	1235		1305	1320b	1335		1405	1420b	1435		1505	1520b	1535		1605	1620b	1635			
Clapham Junction	d	1127k		1212u	1227b	1231k		1312u	1327b	1327k		1412u	1427b	1427k		1512u	1527b	1527k		1612u	1627b	1627k			
Woking	d	1200		1216b	1246b	1304		1316b	1346b	1400		1416b	1446b	1500		1516b	1546b	1600		1616b	1646b	1700			
Reading	d			1207b	1252			1307b	1352			1407b	1452		1507b	1552		1600t	1621t	1700t	1721t				
Basingstoke	d			1248	1311			1349	1411			1449	1511		1549	1611		1649	1711		1749				
Winchester	d	1233		1305	1327	1336		1405	1427	1433		1505	1527	1533		1605	1627	1633		1705	1727	1733			
Eastleigh	d			1300t	1321t			1400t	1421t			1500t	1521t		1600t	1621t		1700t	1721t		1735	1742			
Southampton Airport	d	1242		1314	1336	1345		1414	1436	1442		1514	1535	1542		1614	1636	1642		1714	1735	1742			
Southampton Central	a	1249		1322	1343	1352		1422	1443	1449		1522	1542	1549		1622	1643	1649		1722	1742	1749			
Southampton Central	d	1251	1258	1324	1345	1353	1356	1424	1445	1451	1456	1524	1545	1551	1556	1624	1645	1651	1656	1724	1745	1751	1756		
Totton	d		1303				1401				1501				1601				1701				1801		
Ashurst (New Forest)	d		1308				1406				1506				1606				1706				1806		
Beaulieu Road	d						1410				1610				1610								1810		
Brockenhurst	a	1304	1316	1337		1407	1416	1437		1505	1516	1537		1605	1616	1637		1704	1716	1737		1804	1816		
Brockenhurst	d	1305	1317	1338		1408	1417	1438		1506	1517	1538		1606	1617	1638		1705	1717	1738		1805	1817		
Sway	d		1322				1422				1522				1622				1722				1822		
New Milton	d		1327	1345			1427	1445			1527	1545			1627	1645			1727	1745			1827		
Hinton Admiral	d		1331				1431				1531				1631				1731				1831		
Christchurch	d		1336	1352			1436	1452			1536	1552			1636	1652			1736	1752			1836		
Pokesdown for Boscombe	d		1339	1356			1439	1456			1539	1556			1639	1656			1739	1756			1839		
Bournemouth	a	1320	1344	1400	1413	1422	1444	1500	1513	1520	1544	1600	1613	1620	1644	1700	1714	1720	1744	1800	1813	1820	1844		
Bournemouth	d	1324		1404	1408		1426		1504	1508		1524		1604	1608		1624		1704	1708		1724		1804	1808
Branksome	d	1329		1413	1413		1431			1513		1529			1613		1629			1713		1729		1813	1829
Parkstone	d	1332		1416	1416		1434			1516		1532			1616		1632			1716		1732		1816	1832
Poole	d	1337		1414	1420a		1438		1514	1520a		1537		1614	1620a		1637		1714	1720a		1737		1814	1820a
Hamworthy	d	1342		1419			1443		1519			1542		1619			1642		1719			1742		1819	
Holton Heath	d			1423			1523					1623					1723					1823			
Wareham	d	1349		1428		1450	1528			1549		1628		1649		1728		1749		1828				1849	
Wool	d			1435			1535					1635					1735					1835			
Moreton	d			1441			1541					1641					1741					1841			
Dorchester South	d	1405		1449		1506	1549			1607		1649		1705		1749		1807		1849				1905	
Upwey	d			1455			1555					1656					1756					1856			
Weymouth	a	1414		1500			1600			1615		1700		1714		1800		1816		1900				1913	

Late night and weekend trains may be altered due to engineering works.
Please check at southwesternrailway.com before travelling.

For guide to notes and symbols, see end of this timetable.

SATURDAY

London Waterloo, Woking and Basingstoke to Bournemouth, Poole and Weymouth

Operator	Notes	SW	XC	SW	SW	SW	XC	SW	SW	SW	XC	SW	SW	XC	SW	SW	XC	SW	SW	SW	SW	SW	SW	SW	SW	SW	SW	SW			
London Waterloo	d	1705	1720b	1735		1805	1820b	1835		1905	1920b	1935		2005	2020b	2035	2105	2120b	2135	2205	2235	2305	0010								
Clapham Junction	d	1712u	1727b	1727k		1812u	1827b	1827k		1912u	1927b	1927k		2012u	2027b	2027k	2112u	2127b	2127k	2212u	2227k	2312u	0017u								
Woking	d	1716b	1746b	1800		1816b	1846b	1900		1916b	1946b	2000		2016b	2046b	2101	2116b	2146b	2200		2300	2332	0040								
Reading	d	1707b	1752			1807b	1852			1905b	1952			2005b	2052	2110b	2152		2205b	2252z	2305b										
Basingstoke	d	1749	1811			1849	1911			1949	2011			2049	2111	2148	2211		2248	2311z	2352	0100									
Winchester	d	1805	1827	1833		1905	1927	1933		2006	2027	2033		2105	2127	2133	2205	2227	2233	2305	2333	0011	0116								
Eastleigh	d	1800t	1821t			1900t	1921t			2000t	2021t			2100t	2121t	2205t	2221t		2247t	2324t	0022	0125									
Southampton Airport	d	1814	1835	1842		1914	1935	1942		2014	2035	2042		2114	2136	2142	2214	2236	2242	2314	2342	0026	0129								
Southampton Central	a	1822	1842	1850		1921	1942	1949		2022	2042	2049		2122	2144	2149	2225	2243	2251	2321	2349	0035	0136								
Southampton Central	d	1823	1845	1851	1856	1924	1945	1951	1956	2024	2045	2051	2056	2124	2145	2151	2229	2245	2252	2324	2351	0037	0138								
Totton	d				1901				2001				2101	2129			2234			2329		0042s	0143s								
Ashurst (New Forest)	d				1906				2006				2106	2134			2239			2334											
Beaulieu Road	d								2010																						
Brockenhurst	a	1837		1904	1916	1937	1958	2004	2016	2037		2104	2116	2142		2206	2247		2306	2342	0004	0053s	0154s								
Brockenhurst	d	1838		1905	1917	1938	1959	2005	2017	2038		2105	2117	2143		2207	2248		2307	2343	0005										
Sway	d				1922				2022				2122	2148			2253			2347											
New Milton	d	1845			1927	1945			2027	2045			2127	2153		2258			2352	0012s	0100s	0204s									
Hinton Admiral	d				1931				2031				2131	2157		2302			2356												
Christchurch	d	1852			1936	1952			2036	2052			2136	2202		2307			0001	0019s	0107s	0211s									
Pokesdown for Boscombe	d	1856			1939	1956			2039	2056			2139	2206		2311			0005	0023s	0111s	0215s									
Bournemouth	a	1900	1913	1920	1944	2000	2013	2020	2044	2100	2113	2120	2144	2210	2215	2221	2315	2318	2324	0009	0027	0115	0219								
Bournemouth	d	1904	1908		1924		2004	2008		2104	2108		2124		2212		2226	2317		2327	0010	0029	0117								
Branksome	d		1913		1929			2013		2129		2217		2231		2322		2332	0015	0034	0122s										
Parkstone	d		1916		1932			2016		2132		2221		2234		2326		2335	0018	0037	0125s										
Poole	d	1914	1920a		1937	2014	2020a		2037	2114	2120a		2137		2226a		2238	2340a		0023a	0041a	0128a									
Hamworthy	d	1919			1942	2019			2042	2119			2142			2243			2345												
Holton Heath	d	1923			2023																										
Wareham	d	1928			1949	2028			2049	2126			2149		2250			2351													
Wool	d	1935			2035					2133			2155		2257			2358													
Moreton	d	1941			2041					2143			2201		2303			0004													
Dorchester South	d	1949			2005	2049			2105	2151			2209		2311			0012													
Upwey	d	1955			2055					2158			2216		2317			0018													
Weymouth	a	2000			2101				2113	2202			2220		2322			0023													

Late night and weekend trains may be altered due to engineering works.
Please check at southwesternrailway.com before travelling.

For guide to notes and symbols, see end of this timetable.

SUNDAY

London Waterloo, Woking and Basingstoke to Bournemouth, Poole and Weymouth

Operator Notes	SW	SW D	SW	SW D	SW	SW D	XC	SW	SW D	XC	SW	SW D	XC	SW	SW D	XC	SW	SW D	XC	SW	SW D	XC	SW	SW D	XC	SW	SW D	XC
London Waterloo	d			0753	0835	0853	0915b	0935	0953	1015b	1035	1054	1115b	1135	1154	1215b	1235	1254	1315b	1335	1354	1415b	1435	1454	1520b	1535	1605	1620b
Clapham Junction	d			0803u	0845u	0903u	0924b	0945u	1003u	1023b	1045u	1103u	1123b	1145u	1203u	1223b	1242u	1303u	1323b	1342u	1403u	1423b	1442u	1503u	1527b	1542u	1612u	1627b
Woking	d			0828	0907	0928	0946b	1007	1028	1046b	1107	1128	1146b	1207	1228	1246b	1307	1328	1345b	1407	1428	1446b	1507	1528	1546b	1607	1637	1646b
Reading	d			0737b	0837b	0912b	0952	0937b	1012b	1048		1112b	1152		1212b	1252		1312b	1352		1412b	1452		1512b	1552		1612b	1653
Basingstoke	d	0748		0848	0927	0948	1011	1027	1048	1111	1127	1148	1211	1227	1248	1311	1327	1347	1411	1427	1447	1510	1527	1547	1611	1627	1657	1711
Winchester	d	0807		0908	0944	1008	1027	1044	1108	1127	1144	1208	1227	1244	1308	1327	1344	1407	1427	1444	1507	1527	1544	1607	1627	1644	1714	1727
Eastleigh	d	0821		0922		1022			1122			1222			1322			1420			1520			1621			1723	
Southampton Airport	d	0825		0927	0953	1027	1035	1053	1127	1135	1153	1227	1235	1253	1327	1335	1353	1425	1435	1453	1525	1535	1553	1625	1635	1653	1727	1735
Southampton Central	a	0832		0934	1000	1034	1042	1100	1134	1143	1200	1234	1244	1300	1334	1344	1400	1432	1442	1500	1532	1544	1600	1632	1642	1700	1734	1744
Southampton Central	d	0834	0903	0935	1003	1035	1050	1103	1135	1150	1203	1235	1250	1303	1335	1350	1403	1433	1450	1503	1533	1550	1603	1634	1650	1703	1736	1750
Totton	d	0839		0941		1041			1141			1241			1341			1439			1539			1639			1741	
Ashurst (New Forest)	d	0844		0945		1045			1145			1245			1345			1443			1543			1644			1746	
Beaulieu Road	d	0848		0950		1050			1150			1250			1350			1448			1548			1648			1750	
Brockenhurst	a	0854	0916	0956	1016	1056	1107	1116	1156		1216	1256		1316	1356		1416	1454		1516	1554		1616	1654		1716	1756	
Brockenhurst	d	0855	0917	0957	1017	1057	1108	1117	1157		1217	1257		1317	1357		1417	1455		1517	1555		1617	1655		1717	1757	
Sway	d	0900		1001		1101			1201			1301			1401			1459			1559			1700			1801	
New Milton	d	0905	0924	1006	1024	1106		1124	1206		1224	1306		1324	1406		1424	1504		1524	1604		1624	1705		1724	1806	
Hinton Admiral	d	0909		1010		1110			1210			1310			1410			1508			1608			1709			1810	
Christchurch	d	0914		1015		1115			1215			1315			1415			1513			1613			1714			1815	
Pokesdown for Boscombe	d	0917		1019		1119			1219			1319			1419			1517			1617			1717			1819	
Bournemouth	a	0921	0934	1023	1034	1123	1126	1134	1223	1226	1234	1323	1327	1334	1423	1427	1434	1521	1525	1534	1621	1625	1634	1721	1725	1734	1823	1827
Bournemouth	d	0839	0924	0939	1024	1039	1124	1139	1224		1239	1324		1339	1424		1439	1522		1539	1622		1639	1723		1739	1824	
Branksome	d	0844		0944		1044		1144	1244		1344	1444		1544		1644		1744		1844		1944		2044		2144		2244
Parkstone	d	0847		0947		1047		1147	1247		1347	1447		1547		1647		1747		1847		1947		2047		2147		2247
Poole	d	0851	0933a	0951	1033a	1051	1133a	1151	1233a		1251	1333a		1433a	1511		1531	1611		1631	1711		1731	1811		1831	1911	
Hamworthy	d	0856		0956		1056		1156	1256		1356	1456		1556		1656		1756		1856		1956		2056		2156		2256
Holton Heath	d																											
Wareham	d	0903		1003		1103		1203	1303		1403	1503		1603		1703		1803		1903		2003		2103		2203		2303
Wool	d	0910		1010		1110		1210	1310		1410	1510		1610		1710		1810		1910		2010		2110		2210		2310
Moreton	d	0916		1016		1116		1216	1316		1416	1516		1616		1716		1816		1916		2016		2116		2216		2316
Dorchester South	d	0924		1024		1124		1224	1324		1424	1524		1624		1724		1824		1924		2024		2124		2224		2324
Upwey	d	0931		1032		1131		1231	1331		1431	1531		1631		1731		1831		1931		2031		2131		2231		2331
Weymouth	a	0935		1036		1135		1235	1335		1435	1535		1635		1735		1835		1935		2035		2135		2235		2335






Late night and weekend trains may be altered due to engineering works.


Please check at southwesternrailway.com before travelling.


For guide to notes and symbols, see end of this timetable.

GUIDE TO NOTES AND SYMBOLS

First Class accommodation also available on all trains shown in **bold type**.

- A** Also calls at Redbridge 0735.
B Also calls at Redbridge 1717.
D Divides during journey - please make sure you are in the correct portion.
SW Operated by South Western Railway.
XC Operated by CrossCountry
 · Seat reservations available
 · Cycle reservations recommended.
- a Arrival time.
 b Change at Basingstoke.
 c Change at Basingstoke and Winchester.
 d Departure time.
 e Change at Winchester and Basingstoke.
 g Change at Basingstoke and Woking.
 h Change at Woking and Winchester.
 k Change at Woking.
 m Change at Winchester and Surbiton.
 r Change at Winchester.
 s Stops to let passengers leave the train only.
 t Change at Southampton Airport Parkway.
 u Stops to let passengers join the train only.
 v Change at Eastleigh.
 z Change at Southampton Central.
- ↳ Continued in later column.
 ← Continued from earlier column.
-  Train attaches to another.
 Train divides.
 Car Park.
 Minimum connection time where different from the standard five minutes.
 † Station is **closed** on Sunday.
 \$ For details of additional trains, please see Great Western Railway timetables.
 ‡ For services to and from Lymington please see timetable 27.
 For details of buses from Wareham station to Corfe Castle and Swanage, telephone 01202 338420.
 For information on the Swanage Railway visit swanagerailway.co.uk
 ↔ Southampton Airport - station is a short walk from the airport terminal.
 ↔ Woking - Railair coach link between Woking station and Heathrow Airport. Visit firstbus.co.uk/railair for details.
 \$ Station is approximately 3 miles from Beaulieu village. There are NO bus services from Beaulieu Road station.
 Please visit beaulieu.co.uk for public transport information to the Motor Museum.

 Station for Southampton City Centre and the Docks. Also buses for Red Funnel Ferries to Cowes, Isle of Wight, (redfunnel.co.uk) and the Hythe ferry (hytheferry.co.uk).

 Interchange for London Underground. Visit tfl.gov.uk for details.

★ Passengers travelling with cycles may not join or leave services at stations with train times shown in blue.

Cycles on trains

At peak times the following restrictions apply in the area bounded by Reading, Hook, Alton, Guildford and Dorking.




Passengers travelling with cycles may not join or leave services timed to arrive at London Waterloo between 0715 and 1000 inclusive and timed to depart from London Waterloo between 1645 and 1900 inclusive.

Travelling after midnight?

Trains which run after midnight are shown at the end of the day.

STATION INFORMATION

See notes for explanation of symbols.

Weymouth	P		S
Upwey	P		S
Dorchester South	P		S
Moreton	P		
Wool	P		
Wareham	P		
Holton Heath	P		†
Hamworthy			
Poole	P	④	
Parkstone	P		
Branksome	P		
Bournemouth	P		
Pokesdown for Boscombe			
Christchurch	P		
Hinton Admiral	P		
New Milton	P		
Sway	P		
Brockenhurst	P	⑤	‡
Beaulieu Road			\$
Ashurst (New Forest)	P		
Totton	P		
Southampton Central	P		
Southampton Airport	P		↔
Eastleigh	P	③	
Winchester	P		
Basingstoke	P		
Reading	P	⑦	
Woking	P		↔
Clapham Junction		⑩	
London Waterloo		⑪	

28A Yeovil Pen Mill - Weymouth

MONDAY TO FRIDAY

	Notes									
Yeovil Pen Mill	d	0733	0934	1133	1332	1532	1732	1855	1951	2221
Dorchester West	d	0808	1018	1213	1413	1613	1814	1925	2027	2255
Upwey	d	0817	1026	1222	1422	1622	1822	1933	2036	2303
Weymouth	a	0823	1031	1227	1427	1627	1827	1938	2041	2308

SATURDAY

0733	0936	1134	1333	1533	1736	1853	1933	2217	
0813	1018	1213	1413	1613	1813	1923	2010	2251	
0822	1027	1222	1422	1622	1822	1932	2019	2300	
0827	1032	1227	1427	1627	1827	1937	2025	2305	

SUNDAY

B	A		B			
0942	0947	1100	1314	1509	1918	2221
1018	1029	1139	1348	1543	1952	2255
1026	1037	1147	1356	1552	2000	2304
1031	1042	1152	1401	1557	2005	2309

28A Weymouth - Yeovil Pen Mill

MONDAY TO FRIDAY

	Notes									FX
Weymouth	d	0638	0733	0930	1129	1328	1528	1728	2014	2128
Upwey	d	0643	0738	0935	1134	1333	1533	1733	2019	2133
Dorchester West	d	0651	0746	0944	1143	1342	1544	1742	2027	2141
Yeovil Pen Mill	a	0726	0821	1021	1220	1419	1619	1819	2102	2216

SATURDAY

0638	0733	0930	1130	1330	1530	1735	2030		
0643	0738	0935	1135	1335	1535	1740	2035		
0651	0746	0944	1144	1344	1544	1748	2043		
0726	0821	1023	1221	1420	1620	1823	2118		

SUNDAY

B						
0801	1058	1415	1608	1753	2011	
	1103	1420	1613	1758	2016	
0812	1112	1428	1621	1806	2024	
0847	1147	1503	1656	1841	2059	

NOTES

Operated by Great Western Railway.

For details of seat and cycle reservation requirements and also catering facilities, please refer to Great Western Railway publications.

Times shown in green

Times shown in green type vary during the period of the timetable.

Please see note next to time.

Late night and weekend trains may be altered due to engineering works.

FX Service does not run on Friday.

A Runs until 24 March 2024.

B Runs from 31 March 2024.

a Arrival time.

d Departure time.

STATION INFORMATION

For a guide to notes and symbols, see end of main timetable.

Yeovil Pen Mill		P	
Dorchester West			
Upwey		P	
Weymouth		P	

28C Weymouth - Bridport - Lyme Regis Bus service

Bus service operated by First Wessex X53 - Tel: 0345 6460707
firstgroup.com/wessex

MONDAY TO FRIDAY

Notes					Sch	SH														
Weymouth Station Forecourt d	0652	0848	1048	1248	1443	1448	1711	1837												
Abbotsbury Ilchester Arms a	0718	0915	1115	1315	1510	1515	1738	1904												
West Bay George Hotel a	0737	0935	1135	1335	1530	1535	1758	1924												
Bridport West Street a	0745	0944	1144	1344	1600	1544	1807	1933												
Lyme Regis Square a	0821	1021	1221	1421	1638	1621	1844													

Notes	SH	Sch	SH	Sch																
Lyme Regis Post Office d	0646	0701	0740	0740	0940	1140	1340	1550	1745	1905										
Bridport West Street d	0722	0736	0817	0817	1017	1217	1417	1627	1822	1942										
West Bay George Hotel d	0732	0746	0827	0845	1027	1227	1427	1637	1832	1952										
Abbotsbury Ilchester Arms d	0752	0806	0847	0905	1047	1247	1447	1657	1852	2012										
Weymouth Bus Garage * a	0821	0838	0917	0935	1117	1317	1517	1727	1922	2042										

SATURDAY

Notes																				
Weymouth Station Forecourt d	0837	1037	1237	1437	1637	1837														
Abbotsbury Ilchester Arms a	0904	1104	1304	1504	1704	1904														
West Bay George Hotel a	0924	1124	1324	1524	1724	1924														
Bridport West Street a	0933	1133	1333	1533	1733	1933														
Lyme Regis Square a	1010	1210	1410	1610	1810															

Notes																				
Lyme Regis Post Office d	0740	0940	1140	1340	1540	1740														
Bridport West Street d	0817	1017	1217	1417	1617	1817														
West Bay George Hotel d	0827	1027	1227	1427	1627	1827														
Abbotsbury Ilchester Arms d	0847	1047	1247	1447	1647	1847														
Weymouth Bus Garage * a	0917	1117	1317	1517	1717	1917														

SUNDAY

0848	1248	1448	1748																	
0915	1315	1515	1815																	
0935	1335	1535	1835																	
0944	1344	1544	1844																	
1021	1421	1621	1921																	

0940	1140	1540	1740																	
1017	1217	1617	1817																	
1027	1227	1627	1827																	
1047	1247	1647	1847																	
1117	1317	1717	1917																	

NOTES SH - School Holidays only.

a - Arrival time.

Sch - School days only.

d - Departure time.

* - Bus Garage is 3 minutes walk from Weymouth Station.

Sunday service runs on Public Holidays.

Rail tickets to 'Bridport Bus X51/X53' are valid to Lyme Regis (and also on the Dorchester - Lyme Regis service)

Visit us at southwesternrailway.com

- Buying tickets online
- Live train information
- Train times
- Special offers and days out
- Plan your journey
- Latest news

Customer Service Centre

0345 6000 650

Monday to Friday 0800 - 2000

Saturday 0900 - 1800

Sunday 0900 - 1600

Our UK based team are available for:

- Comments and suggestions

Assisted Travel

0800 5282 100

Text relay 18001 0800 5282 100

A freephone service open 24 hours for older and disabled customers.

We recommend booking assistance **2 hours in advance**.

National Rail Enquiries

03457 48 49 50

Train times, fares and rail information.

Free travel alerts

southwesternrailway.com/alerts

Keeping our registered customers up-to-date with their service running information, delays and alterations.

Twitter [@SW_Help](https://twitter.com/SW_Help)

Follow South Western Railway on Twitter and be the first to know what's happening on our network.

Facebook Facebook.com/SWRailway

Providing South Western Railway network information and details of our latest offers.

First MTR South Western Trains Limited (trading as South Western Railway) accepts no liability for any inaccuracy in the information contained in this timetable which is subject to alteration.

First MTR South Western Trains Limited. Registered in England and Wales 07900320.

Registered office: 8th Floor, The Point, 37 North Wharf Road, London W2 1AF.

A First and MTR company.

South Western
 **Railway**

PTT28 12 2023



Please Recycle