

# 8

## Surbiton and Wimbledon to London Waterloo



### Train times

20 May to 8 December 2018

**South Western**  
 **Railway**

## Your timetable

This timetable shows the full service between Surbiton, Berrylands, New Malden, Raynes Park, Wimbledon, Earlsfield and London Waterloo.

## Buy a ticket before you board

You need to buy a valid ticket before you board your train. We know that the vast majority of our passengers buy a valid ticket before travelling and we have a duty to those passengers to make sure no one travels without paying. For this reason, we run a penalty fares scheme across most of our network.

If you travel to or from a station within the penalty fares area without a valid ticket, you may be liable for a penalty fare of £20 or twice the single fare to the next station at which your train stops (whichever is higher). You will then be required to buy a ticket for the remainder of the journey.

We have a policy to prosecute all deliberate fare evaders, wherever possible.

## Changes to train times

Network Rail needs to do engineering work to maintain and improve the rail network. Much of this work is done at weekends and during the holiday periods, but some work also needs to be done overnight during the week.

Buses will replace train services where lines are closed for work to take place. We may also have to alter train services over a wider area.

We advise that you check for any changes to train times before using weekend, late evening or early morning services.

Please look for the 'Changes to train times' posters at stations or visit our website at **[southwesternrailway.com](http://southwesternrailway.com)**

## No smoking policy

For the comfort of all our customers, smoking and the use of e-cigarettes is not permitted on any part of our trains or stations.

You can smoke outside the station entrance or in our car parks.

**MONDAY TO FRIDAY**
**Surbiton and Wimbledon to London Waterloo (Complete service)**

Notes				□										□	□				★	★	★	★	★	★	★	★				
<b>Surbiton</b>	d	0454			0540	0601		0556	0602	0611			0628		0635	0631	0641		0641						0701		0711			
Berrylands	d								0604							0634									0703					
New Malden	d		0510					0555	0607			0625				0637		0640						0706	0709					
Raynes Park	d		0513	0549			0558		0610			0619	0628		0634		0643		0649	0654	0658			0704	0709	0712		0718		
Wimbledon	d	0502	0517	0553	0549		0602	0605	0614	0620	0623	0632	0635	0638		0644	0647	0647	0650	0653	0658	0702	0705		0708	0713	0716	0719	0722	
Earlsfield	d		0521	0558			0605	0608	0617	0624	0627	0635	0639	0642		0648		0651	0654	0657	0702	0706	0709		0712	0717	0720	0723	0726	
Clapham Junction	a	0508	0525	0601	0600		0609	0612	0621	0627	0630	0639	0642	0645		0646	0651	0654	0654	0657	0700	0705	0709	0712		0715	0720	0723	0726	0729
Vauxhall	a		0530	0606	0607		0614	0617	0626	0632	0635	0644	0647	0650			0656		0659	0702	0705	0710	0714	0717		0720	0725	0728	0731	0734
<b>London Waterloo</b>	a	0518	0535	0611	0615b	0620	0620	0622	0631	0637	0640	0649	0653	0656	0657c	0703	0704	0706	0709	0712	0718	0722	0724	0726	0727	0733	0735	0739	0741	

Notes	★	★	□	★	★	□	★	★	★	★	★	★	★	★	□	★	★	★	★	★	★	□	★	★	★	★	★		
<b>Surbiton</b>	d			0727			0738			0731			0741		0753		0757			0808			0801		0819	0811		0826	
Berrylands	d								0733														0803						
New Malden	d				0725			0731		0737	0740	0743	0745				0755			0801			0806	0810		0815		0825	
Raynes Park	d	0721	0724		0728	0731		0734	0737	0740	0743		0750	0754		0758	0801		0804	0807	0810	0813			0820	0824	0828	0832	
Wimbledon	d	0725	0728		0732	0735		0738	0741	0744	0747	0750	0754		0758	0802	0805		0808	0811	0814	0817			0820	0824	0828	0832	
Earlsfield	d	0729	0732		0736	0739		0742	0745	0748	0751	0754	0758		0802	0806	0809		0812	0815	0818	0821			0824	0828	0832	0836	
Clapham Junction	a		0735		0739	0742		0745	0748	0751	0754	0758	0801		0805	0809	0812		0815	0818	0821	0824			0828	0831	0835	0839	
Vauxhall	a		0740		0744	0747		0750	0753	0756	0759	0803	0806		0810	0814	0817		0820	0823	0826	0829			0833	0836	0840	0844	
<b>London Waterloo</b>	a	0743	0748	0749	0751	0756	0756	0758	0800	0802	0806	0810	0813	0813	0818	0820	0821	0824	0826	0827	0830	0833	0836	0836	0840	0843	0846	0848	0851

Notes	★	★	□	★	★	★	★	★	★	★	★	★	★	□	★	★	★	★	★	★	★	□	★						
<b>Surbiton</b>	d			0838		0842	0831		0848				0857		0911	0901		0911	0919				0927		0938	0931		0941	
Berrylands	d						0833									0903									0933				
New Malden	d		0831				0836	0840				0855				0906	0910								0936	0940			
Raynes Park	d	0831	0834		0837		0840	0843		0849	0854	0858		0904		0910	0913		0919	0922	0924	0928			0934	0940	0943		
Wimbledon	d	0835	0838		0841		0844	0847		0853	0858	0902	0905	0908		0914	0917	0920		0923	0926	0929	0932	0935	0938	0944	0947	0950	
Earlsfield	d	0839	0842		0845		0848	0851		0857	0902	0906	0909	0912		0918	0921	0924		0927	0930	0932	0936	0939	0942	0947	0950	0954	
Clapham Junction	a	0842	0845		0848		0851	0854		0901	0905	0909	0912	0915		0921	0924	0927		0930		0936	0939	0942	0945	0950	0951	0954	0957
Vauxhall	a	0847	0850		0853		0856	0859		0906	0910	0914	0917	0920		0926	0929	0932		0935		0941	0944	0947	0950	0956	0959	1002	
<b>London Waterloo</b>	a	0854	0857	0859	0900	0901	0903	0906	0906	0913	0918	0922	0924	0927	0929	0933	0936	0939	0940	0942	0946	0947	0951	0954	0957	0959	1001	1004	1007

Late night and weekend trains may be altered due to engineering works.  
Please check at [southwesternrailway.com](http://southwesternrailway.com) before travelling.

★ Passengers travelling with cycles may not join or leave services at stations with train times shown in blue.  
For guide to all other notes and symbols see end of timetable.



**MONDAY TO FRIDAY**
**Surbiton and Wimbledon to London Waterloo (Complete service)**

Notes			□		□					□				□					□		□							
<b>Surbiton</b>	d	1357		1408	1402		1416	1411			1427		1438	1432		1441	1446			1457		1508	1502		1516	1511		
Berrylands	d				1404									1434									1504					
New Malden	d				1407	1410								1437	1440						1455			1507	1510			
Raynes Park	d		1404		1410	1413			1419	1423	1428		1434		1440	1443		1449	1453	1458		1504		1510	1513		1519	
Wimbledon	d	1405	1408		1414	1417		1420	1423	1427	1432	1435	1438		1444	1447	1450		1453	1457	1502	1505	1508		1514	1517	1520	1523
Earlsfield	d	1408	1412		1417	1420		1424	1427	1431	1435	1438	1442		1447	1450	1454		1457	1501	1505	1508	1512		1517	1520	1524	1527
Clapham Junction	a	1412	1415		1421	1424		1427	1430	1434	1439	1442	1445	1449	1451	1454	1457	1457	1500	1504	1509	1512	1515		1521	1524	1527	1530
Vauxhall	a	1417	1420		1426	1429		1432	1435	1439	1444	1447	1450		1456	1459	1502		1505	1509	1514	1517	1520		1526	1529	1532	1535
<b>London Waterloo</b>	a	1422	1425	1429	1431	1434	1436	1437	1440	1446	1449	1452	1455	1459	1501	1504	1507	1508	1510	1516	1519	1522	1525	1529	1531	1534	1537	1540

Notes				□		□								□		□							□						
<b>Surbiton</b>	d			1527		1538	1532		1546	1541				1557		1608	1602		1616	1611			1627		1638	1632		1641	
Berrylands	d						1534										1604									1634			
New Malden	d		1525				1537	1540									1607	1610								1637	1640		
Raynes Park	d	1523	1528		1534		1540	1543			1549	1553	1558		1604						1619	1623	1628		1634		1640	1643	
Wimbledon	d	1527	1532	1535	1538		1544	1547		1550	1553	1557	1602	1605	1608		1614	1617		1620	1623	1627	1632	1635	1638		1644	1647	1650
Earlsfield	d	1531	1535	1538	1542		1547	1550		1554	1557	1601	1605	1608	1612		1617	1620		1624	1627	1631	1635	1638	1642		1647	1650	1654
Clapham Junction	a	1534	1539	1542	1545	1548	1551	1554	1557	1557	1600	1604	1609	1612	1615		1621	1624		1627	1630	1634	1639	1642	1645	1648	1651	1654	1657
Vauxhall	a	1539	1544	1547	1550		1556	1559		1602	1605	1609	1614	1617	1620		1626	1629		1632	1635	1639	1644	1647	1650		1656	1659	1702
<b>London Waterloo</b>	a	1546	1549	1552	1555	1557	1601	1604	1605	1607	1610	1616	1619	1622	1625	1629	1631	1634	1636	1637	1640	1646	1649	1652	1655	1659	1701	1704	1707

Notes		□				□										□											□		
<b>Surbiton</b>	d	1646				1656		1708	1701		1716	1711				1727		1738	1731		1741	1746				1756		1808	
Berrylands	d								1704										1734										
New Malden	d				1655				1707	1710					1725				1737	1740						1755		1804	
Raynes Park	d		1649	1653	1658		1704		1709	1713			1719	1723	1728		1734		1739	1743			1749	1753	1757		1803	1806	
Wimbledon	d		1653	1657	1702	1705	1708		1713	1717		1720	1723	1728	1732	1735	1738		1743	1747	1750		1753	1757	1801	1804	1807	1810	
Earlsfield	d		1657	1701	1705	1708	1712		1717	1720		1724	1727	1731	1735	1738	1742		1747	1750	1754		1757	1801	1805	1808	1811	1814	
Clapham Junction	a	1657	1700	1704	1709	1712	1715		1720	1724		1727	1730	1735	1739	1742	1745	1748	1750	1754	1757	1757	1800	1804	1808	1811	1814	1817	
Vauxhall	a		1705	1709	1714	1717	1720		1725	1729		1732	1735	1740	1744	1747	1750		1755	1759	1802		1805	1809	1813	1816	1819	1822	
<b>London Waterloo</b>	a	1708	1710	1716	1719	1722	1725	1729	1730	1735	1736	1737	1740	1746	1749	1752	1755	1759	1800	1804	1807	1809	1810	1816	1818	1821	1824	1828	1829

Late night and weekend trains may be altered due to engineering works.  
Please check at [southwesternrailway.com](http://southwesternrailway.com) before travelling.

For guide to notes and symbols see end of timetable.



**MONDAY TO FRIDAY**
**Surbiton and Wimbledon to London Waterloo (Complete service)**

Notes				□		□					□							□				□	□		□				
<b>Surbiton</b>	d		2227		2238		2246	2241			2257	2308		2302	2316		2311		2330		2338		2341			0008	2357	0012	0040
Berrylands	d													2304									2343					0014	
New Malden	d	2225				2240				2255				2307		2310		2325				2341	2346		2355			0017	
Raynes Park	d	2228		2234		2243			2253	2258			2304	2310		2313		2328		2337		2343	2349	2354	2358			0020	
Wimbledon	d	2232	2235	2238		2247		2250	2257	2302	2305		2309	2314		2317	2320	2332	2337	2341		2350	2353	2357a	0002	0016	0009	0023a	0048
Earlsfield	d	2235	2238	2242		2250		2254	2301	2305	2308		2312	2317		2320	2324	2336	2341	2344		2353	2356		0005				
Clapham Junction	a	2239	2242	2245	2252	2254	2257	2257	2304	2309	2312		2315	2321		2323	2327	2339	2344	2348	2351	2357	2359		0009	0022	0021		0053
Vauxhall	a	2244	2247	2250		2259		2302	2309	2314	2317		2320	2326		2328	2332	2344	2349	2353		0002	0005		0015		0031		
<b>London Waterloo</b>	a	2249	2252	2255	2301	2304	2308	2309	2316	2319	2326	2327	2328	2331	2332	2334	2340	2349	2354	2358	0004	0008	0013		0022	0033	0036		0104

Late night and weekend trains may be altered due to engineering works.  
Please check at [southwesternrailway.com](http://southwesternrailway.com) before travelling.

For guide to notes and symbols see end of timetable.

## SATURDAY

## Surbiton and Wimbledon to London Waterloo (Complete service)

Notes				□								□					□						□									
<b>Surbiton</b>	d	0454			0540		0556	0602				0626	0632				0646							0727	0738	0732						
Berrylands	d							0604					0634													0734						
New Malden	d		0510				0555						0607		0625											0737						
Raynes Park	d		0513	0549			0558		0610	0619	0628		0640	0643			0649	0653	0655							0740						
Wimbledon	d	0502	0517	0553	0549	0602	0605	0614	0623	0632		0635	0644	0647			0653	0657	0702	0705			0714	0717		0720	0723	0727	0732	0735		0744
Earlsfield	d		0521	0558		0605	0608	0617	0627	0635	0638	0647	0650				0657	0701	0705	0708			0717	0720		0724	0727	0731	0735	0738		0747
Clapham Junction	a	0508	0525	0601	0600	0609	0612	0621	0630	0639	0642	0651	0654			0657	0700	0704	0709	0712	0718	0721	0724		0727	0730	0734	0739	0742	0750	0751	
Vauxhall	a		0530	0606	0607	0614	0617	0626	0635	0644	0647	0656	0659				0705	0709	0714	0717			0726	0729		0732	0735	0739	0744	0747		0756
<b>London Waterloo</b>	a	0518	0535	0611	0612	0619	0622	0631	0640	0649	0652	0701	0705	0705	0710	0716	0719	0722	0730b	0731	0735		0735	0737	0740	0746	0749	0752	0758	0801		

Notes			□					□		□							□									□					
<b>Surbiton</b>	d		0746	0741				0757	0808	0802	0816		0811				0827		0838	0832		0846	0841			0857	0908				
Berrylands	d									0804										0834											
New Malden	d	0740					0755			0807		0810				0825				0837	0840						0855				
Raynes Park	d	0743			0749	0753	0758			0810		0813	0819	0823	0828		0834			0840	0843				0849	0853	0858	0904			
Wimbledon	d	0747		0750	0753	0757	0802	0805		0814		0817	0820	0823	0827	0832	0835	0838		0844	0847		0850	0853	0857	0902	0905	0908			
Earlsfield	d	0750		0754	0757	0801	0805	0808		0817		0820	0824	0827	0831	0835	0838	0842		0847	0850		0854	0857	0901	0905	0908	0912			
Clapham Junction	a	0754	0757	0757	0800	0804	0809	0812		0821		0824	0827	0830	0834	0839	0842	0845	0849	0851	0854	0857	0857	0900	0904	0909	0912	0915			
Vauxhall	a	0759		0802	0805	0809	0814	0817		0826		0829	0832	0835	0839	0844	0847	0850		0856	0859		0902	0905	0909	0914	0917	0920			
<b>London Waterloo</b>	a	0805	0805	0807	0810	0816	0819	0822	0827	0831	0834	0835	0840b	0840	0846	0849	0852	0855	0857	0901	0905	0905	0907	0910	0916	0919	0922	0925	0927		

Notes			□						□		□															
<b>Surbiton</b>	d	0902		0916	0911				0927		0938	0932		0946	0941											0957
Berrylands	d	0904										0934														
New Malden	d	0907	0910							0925			0937	0940						0955						
Raynes Park	d	0910	0913			0919	0923	0928		0934		0940	0943			0949	0953	0958								
Wimbledon	d	0914	0917		0920	0923	0927	0932	0935	0938		0944	0947		0950	0953	0957	1002	1005							
Earlsfield	d	0917	0920		0924	0927	0931	0935	0938	0942		0947	0950		0954	0957	1001	1005	1008							
Clapham Junction	a	0921	0924		0927	0930	0934	0939	0942	0945	0948	0951	0954	0957	0957	1000	1004	1009	1012							
Vauxhall	a	0926	0929		0932	0935	0939	0944	0947	0950		0956	0959		1002	1005	1009	1014	1017							
<b>London Waterloo</b>	a	0931	0935	0936	0937	0940	0946	0949	0952	0955	0957	1001	1005	1005	1007	1010	1016	1019	1022							

Late night and weekend trains may be altered due to engineering works.  
Please check at [southwesternrailway.com](http://southwesternrailway.com) before travelling.

For guide to notes and symbols see end of timetable.









# SUNDAY

# Surbiton and Wimbledon to London Waterloo (Complete service)

Notes						□						□							□				□						
<b>Surbiton</b>	d		1413		1424	1430			1446	1443		1500		1510		1513		1524	1530			1546	1543		1600		1610		1613
Berrylands	d		1415						1445	1445					1515		1524	1530			1546	1543		1600		1610		1613	
New Malden	d	1410	1418					1440	1448	1448				1510	1518				1540	1543		1548	1545				1610	1618	
Raynes Park	d	1413	1421	1424			1438	1443	1451	1451	1454	1508		1513	1521	1524			1538	1543		1551	1554		1608		1613	1621	
Wimbledon	d	1417	1425	1428	1431	1438	1442	1447	1453	1455	1458	1508	1512	1517	1517	1525	1528	1531	1538	1542	1547	1553	1555	1558	1608	1612	1617	1617	1625
Earlsfield	d	1420	1428	1431	1435	1441	1446	1450		1458	1501	1511	1516		1520	1528	1531	1535	1541	1546	1550		1558	1601	1611	1616		1620	1628
Clapham Junction	a	1424	1432	1435	1438	1445	1449	1454	1459	1502	1505	1515	1519	1523	1524	1532	1535	1538	1545	1549	1554	1559	1602	1605	1615	1619	1623	1624	1632
Vauxhall	a	1429	1437	1440	1443	1450	1454	1459		1507	1510	1520	1524		1529	1537	1540	1543	1550	1554	1559		1607	1610	1620	1624		1629	1637
<b>London Waterloo</b>	a	1434	1442	1445	1448	1455	1459	1504	1510	1512	1515	1525	1529	1534	1534	1542	1545	1548	1555	1559	1604	1611	1612	1615	1625	1629	1634	1634	1642

Notes						□													□				□						
<b>Surbiton</b>	d		1624	1630			1646	1643		1700		1710		1713		1724	1730			1746	1743		1800		1810		1813		1824
Berrylands	d						1645	1645		1700		1710		1715		1724	1730			1746	1743		1800		1810		1815		1824
New Malden	d					1640	1648	1648		1700		1710	1718					1740			1748				1810	1818			
Raynes Park	d	1624			1638	1643		1651	1654		1708		1713	1721	1724			1738	1743		1751	1754		1808		1813	1821	1824	
Wimbledon	d	1628	1631	1638	1642	1647	1653	1655	1658	1708	1712	1717	1717	1725	1728	1731	1738	1742	1747	1753	1755	1758	1808	1812	1817	1817	1825	1828	1831
Earlsfield	d	1631	1635	1641	1646	1650		1658	1701	1711	1716		1720	1728	1731	1735	1741	1746	1750		1758	1801	1811	1816		1820	1828	1831	1835
Clapham Junction	a	1635	1638	1645	1649	1654	1659	1702	1705	1715	1719	1723	1724	1732	1735	1738	1745	1749	1754	1759	1802	1805	1815	1819	1823	1824	1832	1835	1838
Vauxhall	a	1640	1643	1650	1654	1659		1707	1710	1720	1724		1729	1737	1740	1743	1750	1754	1759		1807	1810	1820	1824		1829	1837	1840	1843
<b>London Waterloo</b>	a	1645	1648	1655	1659	1704	1710	1712	1715	1725	1729	1734	1734	1742	1745	1748	1755	1759	1804	1810	1812	1815	1825	1829	1834	1834	1842	1845	1848

Notes				□															□				□						
<b>Surbiton</b>	d	1830			1846	1843		1900		1910		1913		1924	1930			1946	1943		2000		2010		2013		2024	2030	
Berrylands	d				1845	1845		1900		1910		1915		1924	1930			1946	1943		2000		2010		2015		2024	2030	
New Malden	d			1840	1848	1848		1900		1910	1918					1940			1948				2010	2018					
Raynes Park	d		1838	1843		1851	1854		1908		1913	1921	1924		1938	1943			1951	1954		2008		2013	2021	2024		2038	
Wimbledon	d	1838	1842	1847	1853	1855	1858	1908	1912	1917	1917	1925	1928	1931	1938	1942	1947	1953	1955	1958	2008	2012	2017	2017	2025	2028	2031	2038	2042
Earlsfield	d	1841	1846	1850		1858	1901	1911	1916		1920	1928	1931	1935	1941	1946	1950		1958	2001	2011	2016		2020	2028	2031	2035	2041	2046
Clapham Junction	a	1845	1849	1854	1859	1902	1905	1915	1919	1923	1924	1932	1935	1938	1945	1949	1954	1959	2002	2005	2015	2019	2023	2024	2032	2035	2038	2045	2049
Vauxhall	a	1850	1854	1859		1907	1910	1920	1924		1929	1937	1940	1943	1950	1954	1959		2007	2010	2020	2024		2029	2037	2040	2043	2050	2054
<b>London Waterloo</b>	a	1855	1859	1904	1910	1912	1915	1925	1929	1934	1934	1942	1945	1948	1955	1959	2004	2010	2012	2015	2025	2029	2034	2034	2042	2045	2048	2055	2101

Late night and weekend trains may be altered due to engineering works.

Please check at [southwesternrailway.com](http://southwesternrailway.com) before travelling.

For guide to notes and symbols see end of timetable.

# SUNDAY

## Surbiton and Wimbledon to London Waterloo (Complete service)

Notes		□				□							□										□																	
<b>Surbiton</b>	d		2046	2043	2100		2110			2113				2124	2130									2146	2143	2200		2210		2213		2224	2230					2246	2300	
Berrylands	d			2045						2115															2145				2215											
New Malden	d	2040		2048			2110			2118															2148			2210	2218									2240		
Raynes Park	d	2043		2051		2108		2113	2121	2124		2138	2143				2208								2151		2213	2221	2224					2238	2243					2308
Wimbledon	d	2047	2053	2055	2108	2112	2117	2117	2125	2128	2131	2138	2142	2147	2153	2155	2208	2212	2217	2217	2225	2228	2231	2238	2242	2247	2253	2308	2312											
Earlsfield	d	2050		2058	2111	2116		2120	2128	2131	2135	2141	2146	2150		2158	2211	2216		2220	2228	2231	2235	2241	2246	2250												2311	2316	
Clapham Junction	a	2054	2059	2102	2115	2119	2123	2124	2132	2135	2138	2145	2149	2154	2159	2202	2215	2219	2223	2224	2232	2235	2238	2245	2249	2254	2259	2315	2319											
Vauxhall	a	2059		2107	2120	2124		2129	2137	2140	2143	2150	2154	2159		2207	2220	2224		2229	2237	2240	2243	2250	2254	2259													2320	2324
<b>London Waterloo</b>	a	2104	2111	2113	2125	2129	2134	2136	2142	2145	2148	2155	2200	2204	2210	2212	2225	2229	2234	2236	2242	2245	2248	2255	2300	2304	2310	2325	2329											

Notes	□								□																																	
<b>Surbiton</b>	d	2310			2313		2324	2330																																		
Berrylands	d				2315																																					
New Malden	d		2310	2318						2340																																
Raynes Park	d		2313	2321	2324			2338	2343																																	
Wimbledon	d	2317	2317	2325	2328	2331	2338	2342	2347	2353	2359a	0004a																														
Earlsfield	d		2320	2328	2331	2335	2341	2346	2350																																	
Clapham Junction	a	2323	2324	2332	2335	2338	2345	2349	2354	2359																																
Vauxhall	a		2329	2337	2340	2343	2350	2354	2359																																	
<b>London Waterloo</b>	a	2333	2335	2342	2345	2348	2355	0001	0004	0010																																

Late night and weekend trains may be altered due to engineering works. Please check at [southwesternrailway.com](http://southwesternrailway.com) before travelling.

For guide to notes and symbols see end of timetable.

**MONDAY TO FRIDAY**
**London Waterloo to Wimbledon and Surbiton (Complete service)**

Notes																													
<b>London Waterloo</b>	d	0500	0512	0520	0530		0547	0550			0603	0612	0606	0612	0616	0620	0624	0627	0633	0642	0636	0639	0642	0647	0653	0650	0654	0657	0703
Vauxhall	d	0504	0516	0524			0551	0554			0607		0610	0616	0620	0624	0628	0631	0637		0640	0643	0646	0651		0654	0658	0701	0707
Clapham Junction	d	0511	0521	0529	0537u		0556	0559			0612	0619u	0615	0621	0625	0629	0633	0636	0642	0649u	0645	0648	0651	0656	0700u	0659	0703	0706	0712
Earlsfield	d	0514	0524	0532			0559	0602			0615		0618	0624	0628	0632	0636	0639	0645		0648	0651	0654	0659		0702	0706	0709	0715
Wimbledon	d	0518	0528	0536	0543a	0549	0603	0606	0610	0613	0619		0622	0628	0633	0636	0640	0643	0649		0652	0655	0658	0703		0706	0710	0713	0719
Raynes Park	d		0531				0606a		0613a	0616		0625	0631	0635a		0643a	0646				0655	0658a	0701	0706a			0713a	0716	
New Malden	d		0534a							0619a		0628	0634a			0649a					0658		0704a					0719a	
Berrylands	d											0630									0700								
<b>Surbiton</b>	a	0525		0543		0556		0613			0626	0629	0634			0643			0657	0659	0704				0710	0713			0727

Notes																													
<b>London Waterloo</b>	d	0712	0706	0709	0712	0717	0723	0720	0724	0727	0733	0742	0736	0739	0742	0747	0753	0750	0754	0757	0803	0812	0806	0809	0812	0817	0824	0820	0824
Vauxhall	d		0710	0713	0716	0721		0724	0728	0731	0737		0740	0743	0746	0751		0754	0758	0801	0807		0810	0813	0816	0821		0824	0828
Clapham Junction	d	0720u	0715	0718	0721	0726	0731u	0729	0733	0736	0742		0745	0748	0751	0756	0800u	0759	0803	0806	0812	0819u	0815	0818	0821	0826		0829	0833
Earlsfield	d		0718	0721	0724	0729		0732	0736	0739	0745		0748	0751	0754	0759		0802	0806	0809	0815		0818	0821	0824	0829		0832	0836
Wimbledon	d		0722	0725	0728	0733		0736	0740	0743	0749		0752	0755	0758	0803		0806	0810	0813	0819		0822	0825	0828	0833		0836	0840
Raynes Park	d		0725	0728a	0731	0736a			0743a	0746		0755	0758a	0801	0806a			0813a	0816				0825	0828a	0831	0836a			0843a
New Malden	d		0728		0734a					0749a		0758		0804a					0819a				0828		0834a				
Berrylands	d		0730									0800											0830						
<b>Surbiton</b>	a	0730	0734				0741	0743			0756	0759	0804				0810	0813			0826	0830	0834				0840	0843	

Notes																													
<b>London Waterloo</b>	d	0827	0833	0842	0836	0839	0842	0847	0853	0850	0854	0857	0903	0912	0906	0909	0912	0917	0924	0920	0924	0927	0933	0942	0936	0939	0942	0947	0953
Vauxhall	d	0831	0837		0840	0843	0846	0851		0854	0858	0901	0907		0910	0913	0916	0921		0924	0928	0931	0937		0940	0943	0946	0951	
Clapham Junction	d	0836	0842		0845	0848	0851	0856	0900u	0859	0903	0906	0912	0919u	0915	0918	0921	0926		0929	0933	0936	0942		0945	0948	0951	0956	1000u
Earlsfield	d	0839	0845		0848	0851	0854	0859		0902	0906	0909	0915		0918	0921	0924	0929		0932	0936	0939	0945		0948	0951	0954	0959	
Wimbledon	d	0843	0849		0852	0855	0858	0903		0906	0910	0913	0919		0922	0925	0928	0933		0936	0940	0943	0949		0952	0955	0958	1003	
Raynes Park	d	0846			0855	0858a	0901	0906a			0913a	0916			0925	0928a	0931	0936a			0943a	0946			0955	0958a	1001	1006a	
New Malden	d	0849a			0858		0904a					0919a			0928		0934a				0949a				0958		1004a		
Berrylands	d				0900									0930										1000					
<b>Surbiton</b>	a		0856	0859	0904				0910	0913			0926	0929	0934				0939	0943			0956	0959	1004				1011

Late night and weekend trains may be altered due to engineering works.  
Please check at [southwesternrailway.com](http://southwesternrailway.com) before travelling.

For guide to notes and symbols see end of timetable.



# MONDAY TO FRIDAY

# London Waterloo to Wimbledon and Surbiton (Complete service)

Notes	★	★	★	★	★	★	★	★	★	★	★	★	★	★	★	★	★	★	★	★	★	★	★	★	★	★	★		
<b>London Waterloo</b>	d	1757	1801	1802	1803	1806	1809	1812	1817	1823	1820	1824	1827	1831	1832	1833	1836	1839	1842	1847	1852	1850	1854	1857	1901	1902	1903	1906	1909
Vauxhall	d	1801	1805		1808	1811	1814	1817	1821		1824	1828	1831	1835		1838	1841	1844	1847	1851		1854	1858	1901	1905		1908	1911	1914
Clapham Junction	d	1806	1810		1813	1816	1819	1822	1826		1829	1833	1836	1840		1843	1846	1849	1852	1856		1859	1903	1906	1910		1913	1916	1919
Earlsfield	d	1809	1813		1816	1819	1822	1825	1829		1832	1836	1839	1843		1846	1849	1852	1855	1859		1902	1906	1909	1913		1916	1919	1922
Wimbledon	d	1813	1817		1820	1823	1826	1829	1833		1836	1840	1843	1847		1850	1853	1856	1859	1903		1906	1910	1913	1917		1920	1923	1926
Raynes Park	d	1816	1820a			1826	1829a	1832	1836a			1843a	1846	1850a			1856	1859a	1902	1906a				1913a	1916	1920a		1926	1929a
New Malden	d	1819a			1829		1835a					1849a				1859		1905a					1919a					1929	
Berrylands	d				1831											1901												1931	
<b>Surbiton</b>	a			1817	1827	1835				1839	1843			1847	1857	1905				1907	1913					1917	1927	1935	

Notes																													
<b>London Waterloo</b>	d	1912	1917	1923	1920	1924	1927	1933	1942	1936	1939	1942	1947	1953	1950	1954	1957	2003	2012	2006	2009	2012	2017	2025	2020	2024	2027	2033	2042
Vauxhall	d	1917	1921		1924	1928	1931	1937		1940	1943	1946	1951		1954	1958	2001	2007		2010	2013	2016	2021		2024	2028	2031	2037	
Clapham Junction	d	1922	1926		1929	1933	1936	1942		1945	1948	1951	1956	2000u	1959	2003	2006	2012	2019u	2015	2018	2021	2026		2029	2033	2036	2042	
Earlsfield	d	1925	1929		1932	1936	1939	1945		1948	1951	1954	1959		2002	2006	2009	2015		2018	2021	2024	2029		2032	2036	2039	2045	
Wimbledon	d	1929	1933		1936	1940	1943	1949		1952	1955	1958	2003		2006	2010	2013	2019		2022	2025	2028	2033		2036	2040	2043	2049	
Raynes Park	d	1932	1936a			1943a	1946			1955	1958a	2001	2006a			2013a	2016			2025	2028a	2031	2036a		2043a	2046			
New Malden	d	1935a				1949a				1958		2004a				2019a				2028		2034a				2049a			
Berrylands	d									2000										2030									
<b>Surbiton</b>	a			1939	1943			1956	1959	2004				2010	2013				2026	2029	2034			2040	2043			2056	2059

Notes																													
<b>London Waterloo</b>	d	2036	2039	2042	2047	2053	2050	2054	2057	2103	2112	2106	2109	2112	2117	2123	2120	2124	2127	2133	2142	2136	2139	2142	2147	2153	2150	2154	2157
Vauxhall	d	2040	2043	2046	2051		2054	2058	2101	2107		2110	2113	2116	2121		2124	2128	2131	2137		2140	2143	2146	2151		2154	2158	2201
Clapham Junction	d	2045	2048	2051	2056	2100u	2059	2103	2106	2112	2119u	2115	2118	2121	2126		2129	2133	2136	2142		2145	2148	2151	2156	2200u	2159	2203	2206
Earlsfield	d	2048	2051	2054	2059		2102	2106	2109	2115		2118	2121	2124	2129		2132	2136	2139	2145		2148	2151	2154	2159		2202	2206	2209
Wimbledon	d	2052	2055	2058	2103		2106	2110	2113	2119		2122	2125	2128	2133		2136	2140	2143	2149		2152	2155	2158	2203		2206	2210	2213
Raynes Park	d	2055	2058a	2101	2106a			2113a	2116			2125	2128a	2131	2136a		2143a	2146			2155	2158a	2201	2206a			2213a	2216	
New Malden	d	2058		2104a				2119a				2128	2134a				2149a				2158		2204a					2219a	
Berrylands	d	2100										2130									2200								
<b>Surbiton</b>	a	2104				2110	2113			2126	2130	2134				2139	2143			2156	2159	2204			2210	2213			

Late night and weekend trains may be altered due to engineering works. Please check at [southwesternrailway.com](http://southwesternrailway.com) before travelling.

★ Passengers travelling with cycles may not join or leave services at stations with train times shown in blue. For guide to all other notes and symbols see end of timetable.



**MONDAY TO FRIDAY**
**London Waterloo to Wimbledon and Surbiton (Complete service)**

Notes			□		□				□				□					□		□					□				
<b>London Waterloo</b>	d	2203	2209	2212	2212	2223	2220	2227	2233	2242	2236	2239	2242	2253	2250	2257	2300	2303	2309	2312	2312	2323	2320	2327	2336	2342	2348	2350	2357
Vauxhall	d	2207	2213		2216		2224	2231	2237		2240	2243	2246		2254	2301	2304	2307	2313		2316		2324	2331	2340	2346		2354	0001
Clapham Junction	d	2212	2218	2219u	2221	2230u	2229	2236	2242	2249u	2245	2248	2251	2300u	2259	2306	2309	2312	2318	2319u	2321	2330u	2329	2336	2345	2351	2355u	2359	0006
Earlsfield	d	2215	2221		2224		2232	2239	2245		2248	2251	2254		2302	2309	2312	2315	2321		2324		2332	2339	2348	2354		0002	0009
Wimbledon	d	2219	2225		2228		2236	2243	2249		2252	2255	2258		2306	2313	2316	2319	2325		2328		2336	2343	2352	2358		0006	0013
Raynes Park	d		2228a		2231			2246			2255	2258a	2301			2316	2319a		2328a		2331			2346	2355	0001a		0016	
New Malden	d				2234a			2249a			2258		2304a			2319a					2334a			2349a	2358			0019a	
Berrylands	d										2300																		
<b>Surbiton</b>	a	2226		2229		2240	2243		2257	2259	2304			2310	2313			2326		2337		2341	2344		0004		0008	0013	

Notes					□ C																						
<b>London Waterloo</b>	d	0009	0015	0027	0042	0105																					
Vauxhall	d	0013	0019	0031	0046	0109																					
Clapham Junction	d	0020	0026	0037	0051	0115																					
Earlsfield	d	0023	0029	0041s																							
Wimbledon	d	0027	0033	0045	0105	0127s																					
Raynes Park	d		0036a	0048	0108																						
New Malden	d			0050	0111a																						
Berrylands	d			0053s																							
<b>Surbiton</b>	a	0035		0056		0135																					

Late night and weekend trains may be altered due to engineering works. Please check at [southwesternrailway.com](http://southwesternrailway.com) before travelling.

For guide to notes and symbols see end of timetable.

# SATURDAY

# London Waterloo to Wimbledon and Surbiton (Complete service)

Notes																													
<b>London Waterloo</b>	d	0500	0512	0520	0530	0550		0612	0606	0612	0617	0620	0627	0633	0642	0636	0639	0642	0647	0653	0650	0657	0703	0712	0706	0709	0712	0717	0723
Vauxhall	d	0504	0516	0524		0554			0610	0616	0621	0624	0631	0637		0640	0643	0646	0651		0654	0701	0707		0710	0713	0716	0721	
Clapham Junction	d	0511	0521	0529	0537u	0559		0619u	0615	0621	0626	0629	0636	0642	0649u	0645	0648	0651	0656	0700u	0659	0706	0712	0720u	0715	0718	0721	0726	0730u
Earlsfield	d	0514	0524	0532		0602			0618	0624	0629	0632	0639	0645		0648	0651	0654	0659		0702	0709	0715		0718	0721	0724	0729	
Wimbledon	d	0518	0528	0536	0543	0606		0613		0622	0628	0633	0636	0643		0652	0655	0658	0703		0706	0713	0719		0722	0725	0728	0733	
Raynes Park	d		0531					0616		0625	0631	0636a		0646		0655	0658a	0701	0706a			0716			0725	0728a	0731	0736a	
New Malden	d		0534a					0619a		0628	0634a			0649a		0658		0704a			0719a				0728		0734a		
Berrylands	d									0630						0700									0730				
<b>Surbiton</b>	a	0525		0543		0613		0629	0634			0643		0656	0659	0704				0710	0713		0726	0730	0734				0740

Notes																														
<b>London Waterloo</b>	d	0720	0724	0727	0733	0742	0736	0739	0742	0747	0753	0750	0754	0757																
Vauxhall	d	0724	0728	0731	0737		0740	0743	0746	0751		0754	0758	0801																
Clapham Junction	d	0729	0733	0736	0742		0745	0748	0751	0756	0800u	0759	0803	0806																
Earlsfield	d	0732	0736	0739	0745		0748	0751	0754	0759		0802	0806	0809																
Wimbledon	d	0736	0740	0743	0749		0752	0755	0758	0803		0806	0810	0813																
Raynes Park	d		0743a	0746			0755	0758a	0801	0806a		0813a	0816																	
New Malden	d			0749a			0758		0804a			0819a																		
Berrylands	d						0800																							
<b>Surbiton</b>	a	0743			0756	0759	0804				0810	0813																		

Notes																																
<b>London Waterloo</b>	d	0803	0812	0806	0809	0812	0817	0823	0820	0824	0827	0833	0842	0836	0839	0842	0847	0853	0850	0854	0857	<b>and at the same minutes past each hour until</b>										
Vauxhall	d	0807		0810	0813	0816	0821		0824	0828	0831	0837		0840	0843	0846	0851	0854	0858	0901				1803	1812	1806	1809	1812	1817			
Clapham Junction	d	0812	0819u	0815	0818	0821	0826		0829	0833	0836	0842		0845	0848	0851	0856	0900u	0859	0903	0906				1807	1819u	1810	1813	1816	1821		
Earlsfield	d	0815		0818	0821	0824	0829		0832	0836	0839	0845		0848	0851	0854	0859		0902	0906	0909				1812	1819u	1815	1818	1821	1826		
Wimbledon	d	0819		0822	0825	0828	0833		0836	0840	0843	0849		0852	0855	0858	0903		0906	0910	0913				1815		1818	1821	1824	1829		
Raynes Park	d			0825	0828a	0831	0836a			0843a	0846			0855	0858a	0901	0906a		0913a	0916					1819		1822	1825	1828	1833		
New Malden	d			0828		0834a					0849a			0858		0904a				0919a							1825	1828a	1831	1836a		
Berrylands	d			0830										0900													1828		1834a			
<b>Surbiton</b>	a	0826	0829	0834				0839	0843			0856	0859	0904				0910	0913						1826	1829	1834					

Late night and weekend trains may be altered due to engineering works. Please check at [southwesternrailway.com](http://southwesternrailway.com) before travelling.

For guide to notes and symbols see end of timetable.

## SATURDAY

## London Waterloo to Wimbledon and Surbiton (Complete service)

Notes																													
<b>London Waterloo</b>	d	1823	1820	1824	1827	1833	1842	1836	1839	1842	1847	1853	1850	1854	1857	1903	1912	1906	1909	1912	1917	1923	1920	1924	1927	1933	1942	1936	1939
Vauxhall	d		1824	1828	1831	1837		1840	1843	1846	1851	1854	1858	1901	1907		1910	1913	1916	1921		1924	1928	1931	1937		1940	1943	
Clapham Junction	d		1829	1833	1836	1842		1845	1848	1851	1856	1900u	1859	1903	1906	1912	1919u	1915	1918	1921	1926		1929	1933	1936	1942		1945	1948
Earlsfield	d		1832	1836	1839	1845		1848	1851	1854	1859		1902	1906	1909	1915		1918	1921	1924	1929		1932	1936	1939	1945		1948	1951
Wimbledon	d		1836	1840	1843	1849		1852	1855	1858	1903		1906	1910	1913	1919		1922	1925	1928	1933		1936	1940	1943	1949		1952	1955
Raynes Park	d			1843a	1846			1855	1858a	1901	1906a		1913a	1916				1925	1928a	1931	1936a			1943a	1946		1955	1958a	
New Malden	d				1849a			1858		1904a				1919a						1934a					1949a			1958	
Berrylands	d							1900																				2000	
<b>Surbiton</b>	a	1839	1843			1856	1859	1904				1910	1913			1926	1929	1934				1939	1943			1956	1959	2004	

Notes																													
<b>London Waterloo</b>	d	1942	1947	1953	1950	1954	1957	2003	2012	2006	2009	2012	2017	2023	2020	2024	2027	2033	2042	2036	2039	2042	2047	2053	2050	2054	2057	2103	2112
Vauxhall	d	1946	1951		1954	1958	2001	2007		2010	2013	2016	2021		2024	2028	2031	2037		2040	2043	2046	2051		2054	2058	2101	2107	
Clapham Junction	d	1951	1956	2000u	1959	2003	2006	2012	2019u	2015	2018	2021	2026		2029	2033	2036	2042		2045	2048	2051	2056	2100u	2059	2103	2106	2112	2119u
Earlsfield	d	1954	1959		2002	2006	2009	2015		2018	2021	2024	2029		2032	2036	2039	2045		2048	2051	2054	2059		2102	2106	2109	2115	
Wimbledon	d	1958	2003		2006	2010	2013	2019		2022	2025	2028	2033		2036	2040	2043	2049		2052	2055	2058	2103		2106	2110	2113	2119	
Raynes Park	d	2001	2006a			2013a	2016			2025	2028a	2031	2036a			2043a	2046			2055	2058a	2101	2106a			2113a	2116		
New Malden	d	2004a					2019a			2028		2034a				2049a				2058		2104a				2119a			
Berrylands	d									2030										2100									
<b>Surbiton</b>	a			2010	2013			2026	2029	2034				2039	2043			2056	2059	2104				2110	2113			2126	2129

Notes																													
<b>London Waterloo</b>	d	2106	2109	2112	2123	2120	2124	2127	2133	2142	2136	2139	2142	2147	2153	2150	2154	2157	2203	2209	2212	2212	2223	2220	2227	2233	2242	2236	2239
Vauxhall	d	2110	2113	2116		2124	2128	2131	2137		2140	2143	2146	2151		2154	2158	2201	2207	2213		2216	2224	2231	2237		2240	2243	
Clapham Junction	d	2115	2118	2121		2129	2133	2136	2142		2145	2148	2151	2156	2200u	2159	2203	2206	2212	2218	2219u	2221	2230u	2229	2236	2242	2249u	2245	2248
Earlsfield	d	2118	2121	2124		2132	2136	2139	2145		2148	2151	2154	2159		2202	2206	2209	2215	2221		2224	2232	2239	2245		2248	2251	
Wimbledon	d	2122	2125	2128		2136	2140	2143	2149		2152	2155	2158	2203		2206	2210	2213	2219		2225		2236	2243	2249		2252	2255	
Raynes Park	d	2125	2128a	2131		2143a	2146			2155	2158a	2201	2206a			2213a	2216		2228a		2231			2246			2255	2258a	
New Malden	d	2128		2134a			2149a			2158		2204a				2219a				2234a				2249a			2258		
Berrylands	d	2130								2200																	2300		
<b>Surbiton</b>	a	2134			2139	2143			2156	2159	2204			2210	2213				2226		2229		2240	2243			2256	2259	2304

Late night and weekend trains may be altered due to engineering works.  
Please check at [southwesternrailway.com](http://southwesternrailway.com) before travelling.

For guide to notes and symbols see end of timetable.

# SATURDAY

## London Waterloo to Wimbledon and Surbiton (Complete service)

Notes		□						□		□					□						□						
<b>London Waterloo</b>	d	2242	2253	2250	2257	2300	2303	2309	2312	2312	2323	2320	2327	2336	2342	2348	2350	2357	0009	0015	0027	0042	0105	0142			
Vauxhall	d	2246		2254	2301	2304	2307	2313		2316		2324	2331	2340	2346		2354	0001	0013	0019	0031	0046	0109	0146			
Clapham Junction	d	2251	2300u	2259	2306	2309	2312	2318	2319u	2321	2330u	2329	2336	2345	2351	2354u	2359	0006	0020	0026	0038	0053	0115	0153			
Earlsfield	d	2254		2302	2309	2312	2315	2321		2324		2332	2339	2348	2354		0002	0009	0023	0029	0041s						
Wimbledon	d	2258		2306	2313	2316	2319	2325		2328		2336	2343	2352	2358		0006	0013	0027	0033	0045	0105	0127s	0159			
Raynes Park	d	2301			2316	2319a		2328a		2331			2346	2355	0001a			0016		0036a	0048	0108		0202			
New Malden	d	2304a			2319a					2334a			2349a	2358				0019a			0051	0111a		0204a			
Berrylands	d													2359							0053s						
<b>Surbiton</b>	a		2310	2313			2326		2337		2341	2344		0004		0008	0013		0034		0057		0135				

Late night and weekend trains may be altered due to engineering works. Please check at [southwesternrailway.com](http://southwesternrailway.com) before travelling.

For guide to notes and symbols see end of timetable.



# SUNDAY

## London Waterloo to Wimbledon and Surbiton (Complete service)

Notes				□												□													
<b>London Waterloo</b>	d	1357	1400	1402	1407	1410	1418	1421	1427	1432	1440	1448	1451	1457	1500	1502	1507	1510	1518	1521	1527	1532	1537	1540	1548	1551	1557	1600	1602
Vauxhall	d	1401	1404	1406		1414	1422	1425	1431	1436	1444	1452	1455	1501	1504	1506		1514	1522	1525	1531	1536		1544	1552	1555	1601	1604	1606
Clapham Junction	d	1406	1409	1411	1415	1419	1427	1430	1436	1441	1449	1457	1500	1506	1509	1511	1515	1519	1527	1530	1536	1541	1546	1549	1557	1600	1606	1609	1611
Earlsfield	d	1409	1412	1414		1422	1430	1433	1439	1444	1452	1500	1503	1509	1512	1514		1522	1530	1533	1539	1544		1552	1600	1603	1609	1612	1614
Wimbledon	d	1413	1416	1418	1422	1426	1434	1437	1443	1448	1456	1504	1507	1513	1516	1518	1522	1526	1534	1537	1543	1548	1553	1556	1604	1607	1613	1616	1618
Raynes Park	d	1416		1422a			1437	1440a	1446	1452a		1507	1510a	1516		1522a		1537	1540a	1546	1552a			1607	1610a	1616		1622a	
New Malden	d	1419					1440a		1449			1510a		1519				1540a		1549				1610a		1619			
Berrylands	d	1421							1451					1521						1551						1621			
<b>Surbiton</b>	a	1425	1428		1429	1434			1455		1503			1525	1528		1529	1534			1555	1600	1603			1625	1628		

Notes		□					□							□							□								□
<b>London Waterloo</b>	d	1607	1610	1618	1621	1627	1632	1637	1640	1648	1651	1657	1700	1702	1707	1710	1718	1721	1727	1732	1737	1740	1748	1751	1757	1800	1802	1807	1810
Vauxhall	d		1614	1622	1625	1631	1636		1644	1652	1655	1701	1704	1706		1714	1722	1725	1731	1736		1744	1752	1755	1801	1804	1806	1814	1814
Clapham Junction	d	1616	1619	1627	1630	1636	1641	1646	1649	1657	1700	1706	1709	1711	1716	1719	1727	1730	1736	1741	1746	1749	1757	1800	1806	1809	1811	1816	1819
Earlsfield	d		1622	1630	1633	1639	1644		1652	1700	1703	1709	1712	1714		1722	1730	1733	1739	1744		1752	1800	1803	1809	1812	1814	1822	1822
Wimbledon	d	1622	1626	1634	1637	1643	1648	1653	1656	1704	1707	1713	1716	1718	1722	1726	1734	1737	1743	1748	1753	1756	1804	1807	1813	1816	1818	1822	1826
Raynes Park	d			1637	1640a	1646	1652a			1707	1710a	1716		1722a		1737	1740a	1746	1752a			1807	1810a	1816		1822a			
New Malden	d			1640a		1649				1710a		1719				1740a	1749					1810a		1819					
Berrylands	d					1651						1721				1751								1821					
<b>Surbiton</b>	a	1629	1634			1655		1700	1703			1725	1728		1729	1734			1755		1800	1803			1825	1828		1829	1834

Notes					□								□					□												
<b>London Waterloo</b>	d	1818	1821	1827	1832	1837	1840	1848	1851	1857	1900	1902	1907	1910	1918	1921	1927	1932	1937	1940	1948	1957	2000	2002	2007	2010	2018	2021	2027	
Vauxhall	d	1822	1825	1831	1836		1844	1852	1855	1901	1904	1906		1914	1922	1925	1931	1936		1944	1952	2001	2004	2006		2014	2022	2025	2031	
Clapham Junction	d	1827	1830	1836	1841	1846	1849	1857	1900	1906	1909	1911	1916	1919	1927	1930	1936	1941	1946	1949	1957	2006	2009	2011	2016	2019	2027	2030	2036	
Earlsfield	d	1830	1833	1839	1844		1852	1900	1903	1909	1912	1914		1922	1930	1933	1939	1944		1952	2000	2009	2012	2014		2022	2030	2033	2039	
Wimbledon	d	1834	1837	1843	1848	1853	1856	1904	1907	1913	1916	1918	1922	1926	1934	1937	1943	1948	1953	1956	2004	2013	2016	2018	2022	2026	2034	2037	2043	
Raynes Park	d	1837	1840a	1846	1852a			1907	1910a	1916		1922a		1937	1940a	1946	1952a				2007	2016		2022a			2037	2040a	2046	
New Malden	d	1840a		1849				1910a		1919				1940a		1949					2010a	2019					2040a	2049		
Berrylands	d			1851						1921						1951						2021						2051		
<b>Surbiton</b>	a			1855		1900	1903			1925	1928		1929	1934		1955		2000	2003		2025	2028		2029	2034			2055		

Late night and weekend trains may be altered due to engineering works.  
Please check at [southwesternrailway.com](http://southwesternrailway.com) before travelling.

For guide to notes and symbols see end of timetable.

# SUNDAY

## London Waterloo to Wimbledon and Surbiton (Complete service)

Notes		□					□						□					□				□							
<b>London Waterloo</b>	d	2032	2037	2040	2048	2057	2100	2102	2107	2110	2118	2121	2132	2137	2140	2148	2157	2200	2202	2207	2210	2218	2221	2232	2237	2240	2248	2251	2257
Vauxhall	d	2036		2044	2052	2101	2104	2106		2114	2122	2125	2136		2144	2152	2201	2204	2206		2214	2222	2225	2236		2244	2252	2255	2301
Clapham Junction	d	2041	2046	2049	2057	2106	2109	2111	2116	2119	2127	2130	2141	2146	2149	2157	2206	2209	2211	2216	2219	2227	2230	2241	2246	2249	2257	2300	2306
Earlsfield	d	2044		2052	2100	2109	2112	2114		2122	2130	2133	2144		2152	2200	2209	2212	2214		2222	2230	2233	2244		2252	2300	2303	2309
Wimbledon	d	2048	2053	2056	2104	2113	2116	2118	2122	2126	2134	2137	2148	2153	2156	2204	2213	2216	2218	2222	2226	2234	2237	2248	2253	2256	2304	2307	2313
Raynes Park	d	2052a			2107	2116		2122a			2137	2140a	2152a			2207	2216		2222a			2237	2240a	2252a			2307	2310a	2316
New Malden	d				2110a	2119					2140a					2210a	2219					2240a					2310a	2319	
Berrylands	d					2121											2221											2321	
<b>Surbiton</b>	a		2100	2103		2125	2128		2129	2134				2200	2203			2225	2228		2229	2234			2300	2303			2325

Notes			□				□			□																			
<b>London Waterloo</b>	d	2300	2302	2307	2310	2318	2332	2340	0001	0042	0105																		
Vauxhall	d	2304	2306		2314	2322	2336	2344	0004	0046	0109																		
Clapham Junction	d	2309	2311	2316	2319	2327	2341	2349	0009	0051	0115																		
Earlsfield	d	2312	2314		2322	2330	2344	2352	0012																				
Wimbledon	d	2316	2318	2322	2326	2334	2348	2356	0016	0105	0127s																		
Raynes Park	d		2322a			2337	2352a		0019	0108																			
New Malden	d					2340a			0022	0111a																			
Berrylands	d								0025																				
<b>Surbiton</b>	a	2328		2329	2334			0004	0029		0135																		

Late night and weekend trains may be altered due to engineering works. Please check at [southwesternrailway.com](http://southwesternrailway.com) before travelling.

For guide to notes and symbols see end of timetable.

## GUIDE TO NOTES AND SYMBOLS





- C** On Saturday morning, arrives Wimbledon 0120s and Surbiton 0128.
- a** Arrival time.
- b** Arrives 3 minutes earlier until 6 October.
- c** Arrives 0655 until 5 October.
- d** Departure time.
- s** Stops to let passengers leave the train only.
- u** Stops to let passengers join the train only.

### Trains shown in green

Trains shown in green type vary during the timetable.

Please see note next to time.

All services in this timetable are operated by South Western Railway.

- 1** First class accommodation available.
-  Interchange for London Underground services. Visit [tfl.gov.uk](http://tfl.gov.uk) for details.
-  Car Park.
-  Interchange for London Trams service to Croydon. Visit [tfl.gov.uk](http://tfl.gov.uk) for details.
-  Minimum connection time where different from the standard five minutes.

### Travelling after midnight?

Trains which run after midnight are shown at the end of the day.

- ★ Passengers travelling with cycles may not join or leave services at stations with train times shown in blue.












### Cycles on trains - Monday to Friday

At peak times the following restrictions apply in the area bounded by Reading, Hook, Alton, Guildford and Dorking.

Passengers travelling with cycles may not join or leave services timed to arrive at London Waterloo between 0715 and 1000 inclusive or timed to depart from London Waterloo between 1645 and 1900 inclusive.

## STATION INFORMATION

See notes for explanation of symbols.

Surbiton			
Berrylands			
New Malden			
Raynes Park			
Wimbledon			
Earlsfield			
Clapham Junction			
Vauxhall			
London Waterloo			





## Visit us at [southwesternrailway.com](http://southwesternrailway.com)

- Buying tickets online
- Plan your journey
- Special offers and days out
- Train times
- Live train information
- Latest news



## Free Travel Alerts [southwesternrailway.com/alerts](http://southwesternrailway.com/alerts)

Keeping our registered customers up-to-date with their service running information, delays and alterations.



## Twitter Customer Service [@SW\\_Railway](https://twitter.com/SW_Railway) [@SW\\_Help](https://twitter.com/SW_Help)

Follow South Western Railway on Twitter and be the first to know what's happening on our network.



## [Facebook.com/SWRailway](https://www.facebook.com/SWRailway)

Providing South Western Railway network information and details of our latest offers.



## Customer Service Centre **0345 6000 650**

Our UK based team are available 7 days a week from 6am to 10pm for:

- Ticket sales by credit or debit card
- Comments and suggestions



## Assisted Travel **0800 5282 100** **Textphone 0800 6920 792**

A freephone service open 6am - 10pm for older and disabled passengers. We recommend booking assistance **24 hours in advance.**



## National Rail Enquiries **03457 48 49 50**

Train times, fares and rail information.

First MTR South Western Trains Limited (trading as South Western Railway) accepts no liability for any inaccuracy in the information contained in this timetable which is subject to alteration.

First MTR South Western Trains Limited. Registered in England and Wales 07900320.  
Registered office: 4th Floor, Capital House, 25 Chapel Street, London NW1 5DH.  
A First and MTR company.

# South Western Railway

PTT08 0518



Please Recycle