

24

ISLAND LINE Isle of Wight to London Waterloo



Train times

19 May to 14 December 2019

Your timetable

This timetable shows Island Line train services between **Shanklin and Ryde Pier Head**. Times for the connecting bus link to Ventnor are also included.

Ferries from Ryde Pier Head to Portsmouth Harbour offer connections to mainland train services by South Western Railway to London Waterloo, Southern to London Victoria and Great Western Railway to Cardiff.

Customers for the Isle of Wight Steam Railway should travel to Smallbrook Junction for connecting services. For more information please visit **iwsteamrailway.co.uk**

Buy a ticket before you board

You need to buy a valid ticket before you get on your train. We know that most of our passengers do this before travelling, and we have a duty to those passengers to make sure no-one travels without paying. This is why we run a penalty-fares scheme across most of our network.

If you travel without a valid ticket to or from a station within the penalty-fares area, you may have to pay a penalty fare of £20 or twice the single fare to the next station your train stops at (whichever is higher). You will also have to buy a ticket for the rest of your journey.

We have a policy to, wherever possible, prosecute everyone who deliberately avoids paying.

Automated Delay Repay

We have introduced a new Automated Delay Repay (ADR) system that drastically cuts the time it takes to claim and receive compensation if your train is late.

ADR works for all customers who have bought Advance tickets or a Touch Smartcard season ticket from our website.

If you have a Touch Smartcard season ticket, you will need to touch in and out at the beginning and end of your journey, sign up for a Delay Repay account at **delayrepay.southwesternrailway.com** and select 'Auto Delay Repay'. (The email addresses you use for 'My Account' and 'Delay Repay' must match.)

To find out more about Automated Delay Repay, visit: **southwesternrailway.com/contact-and-help/refunds-and-compensation/delay-repay/automated-delay-repay**.

Changes to train times

Network Rail need to do engineering work to maintain and improve the rail network. They do a lot of this work at weekends and during holiday periods, but they also need to do some work overnight during the week.

If we need to close rail lines so Network Rail can carry out work, buses will replace train services. We may also have to alter train services over a wider area.

Please check for any changes to train times before travelling at weekends, late in the evening or early in the morning.

Look for the 'Changes to train times' posters at stations, or visit our website at **[southwesternrailway.com](https://www.southwesternrailway.com)**.

National Rail Enquiries

For full details of train services and fares please telephone **03457 48 49 50**.

This is a local call rate service available 24 hours a day.

Public holidays

Services are subject to alteration during public holidays and passengers are advised to check train times before travelling.

Connections

Please note that connections cannot be guaranteed. Rail and ferry services may not be held in the event of late running.

Cycles on Island Line

A maximum of four cycles may be carried at no charge in the 'Shanklin end' of all trains. Island Line reserves the right to restrict the carriage of bicycles on any trains when the safety and comfort of passengers or the punctuality of the train may be jeopardised. Implementation of this restriction will be at the guard's discretion.

Please note that tandems and cycles with attachments cannot be carried.

No-smoking policy

For the comfort of all our customers, smoking and using e-cigarettes is not allowed on any part of our trains or stations.

You can smoke outside the station entrance or in our car parks.

Fares and Discounts

Children's fares

Children aged 15 years and under travel for half the adult price and under 5's travel free on all services.

Season Tickets

For regular passengers a Season Ticket offers reductions on the cost of buying return tickets every day. For information on the savings a Weekly, Monthly or Annual Season Ticket can offer you, please enquire at Ryde Esplanade or Shanklin ticket offices, or ask the guard on the train. A photocard is required for all Season Tickets.

Island Line Residents Card

Save 40% on Island Line Single and Day Return Fares with an Island Line Residents Card. Savings available after 9am Monday to Friday and all day weekends and public holidays. Residents Cards cost **£5** for the individual card or **£7.50** for the Family Card.

To apply for your discount card complete an application form and take it together with a recent photograph of yourself and proof of residence, for example council tax notice or driving licence to either Ryde Esplanade or Shanklin ticket office.

All National Railcards are accepted for reduced rate travel on Hovertravel and Wightlink services when part of a rail journey.

Connections

BY TRAIN

South Western Railway

Provides fast, frequent trains from London Waterloo to Portsmouth. For further details visit [southwesternrailway.com](https://www.southwesternrailway.com)

Southern

Provides coastal services from Brighton, Chichester and West Sussex stations. London Victoria to Portsmouth via East Croydon and Gatwick Airport. For further details visit [southernrailway.com](https://www.southernrailway.com)

Great Western Railway

Provides frequent services from Cardiff, Bristol, Salisbury and Southampton to Portsmouth Harbour. For further details visit [GWR.com](https://www.gwr.com)

BY HOVERCRAFT

Hovertravel

Provides a fast and friendly service to the Isle of Wight. A 10 minute crossing between Southsea (Clarence Pier) and Ryde Esplanade with connections to Island Line trains.

For further details please telephone **01983 717700** or visit [hovertravel.co.uk](https://www.hovertravel.co.uk)

BY FERRY

Wightlink

Provides a fast, comfortable service between Portsmouth Harbour and Ryde Pier Head. This crossing, which takes approximately 22 minutes, connects with the station at each end of the service.

Please telephone **0333 999 7333** or visit [wightlink.co.uk](https://www.wightlink.co.uk)

Connections

BY BUS

Southern Vectis

Provides bus services across the island.

Please telephone **0330 0539 182** or visit **islandbuses.info**

Shanklin to Ventnor Rail/Bus Link

The joint initiative between Island Line and Southern Vectis at Shanklin has now been going for several years. This arrangement involves the station being served by Southern Vectis service 3. Buses will depart from the station front providing direct links, seven days a week, for rail passengers to Ventnor, Wroxall and Whiteley Bank to and from Shanklin Station.

Special 'Rail-link' fares are available to passengers making a through journey using both Southern Vectis and Island Line Trains. The tickets can be bought at the station or on the bus.

For further details please telephone **0330 0539 182** or visit **islandbuses.info/timetables/3**

First Bus Services

First Bus in Portsmouth, Fareham and Gosport operate nearly 40 routes on the mainland. Please visit **firstgroup.com** for further information.

Stagecoach Bus Services

Stagecoach bus services include Coastliner 700, which operates between Portsmouth Harbour and Bognor Regis calling at Havant, Emsworth and Chichester. Please visit **stagecoachbus.com** to download a timetable.

MONDAY TO FRIDAY
Isle of Wight - Portsmouth - London Waterloo

Notes	★		★	★	★															★									
Ventnor (Bus Link)	d			0600	0655	0715	0746		0844		0944		1044		1144		1244		1344		1444		1544		1650		1747	1814	
Shanklin	d		0618	0638	0718	0738	0818	0838	0918	0938	1018	1118	1138	1218	1238	1318	1338	1418	1438	1518	1538	1618	1638	1718	1738	1818	1838		
Lake	d		0621	0641	0721	0741	0821	0841	0921	0941	1021	1041	1121	1141	1221	1241	1321	1341	1421	1441	1521	1541	1621	1641	1721	1741	1821	1841	
Sandown	d		0624	0644	0724	0744	0824	0844	0924	0944	1024	1044	1124	1144	1224	1244	1324	1344	1424	1444	1524	1544	1624	1644	1724	1744	1824	1844	
Brading	d		0628	0648	0728	0748	0828	0848	0928	0948	1028	1048	1128	1148	1228	1248	1328	1348	1428	1448	1528	1548	1628	1648	1728	1748	1828	1848	
Smallbrook Junction	d										1053b		1153b	1233b	1253b	1333b			1453b	1533b	1553b	1633b							
Ryde St Johns Road	d	0535	0556	0635	0655	0735	0755	0835	0855	0935	0955	1035	1055	1135	1155	1235	1255	1335	1355	1435	1455	1535	1555	1635	1655	1735	1755	1835	1855
Ryde Esplanade	d	0540	0600	0640	0700	0740	0800	0840	0900	0940	1000	1040	1100	1140	1200	1240	1300	1340	1400	1440	1500	1540	1600	1640	1700	1740	1800	1840	1900
Ryde Pier Head	a	0542	0602	0642	0702	0742	0802	0842	0902	0942	1002	1042	1102	1142	1202	1242	1302	1342	1402	1442	1502	1542	1602	1642	1702	1742	1802	1842	1902
Ryde Pier Head	d	0547		0647	0710	0747	0810	0847	0910	0947		1047		1147		1247		1347		1447		1547		1647	1710	1747	1810	1847	1915
Portsmouth Harbour	a	0609		0709	0732	0809	0832	0909	0932	1009		1109		1209		1309		1409		1509		1609		1709	1732	1809	1832	1909	1937
Portsmouth Harbour	d	0615		0714	0745	0815	0845	0915	0945	1015		1115		1215		1315		1415		1515		1615		1715	1745	1815	1845	1915	1945
Petersfield	a	0648		0747	0817	0847	0917	0947	1017	1047		1147		1247		1347		1447		1547		1647		1747	1817	1847	1917	1947	2017
Haslemere	a	0702		0759	0831	0901	0931	1000	1031	1100		1200		1300		1400		1500		1600		1700		1801	1831	1900	1931	2001	2031
Guildford	a	0716		0817	0848	0918	0947	1017	1048	1117		1217		1317		1417		1517		1617		1717		1817	1847	1917	1947	2017	2047
Woking	a	0725		0826	0914e	0927	0959	1025	1057	1126		1226		1326		1426		1526		1626		1726		1844r	1903	1929	1957	2026	2059
London Waterloo	a	0756		0854	0930	0955	1029	1054	1123	1151		1254		1352		1453		1551		1653		1754		1859	1931	1959	2024	2051	2129

Wightlink catamaran times are correct at time of publication but subject to alteration. A revised service operates on public holidays and during the Isle of Wight Festival (12 to 18 June).




Check before travelling. Please visit wightlink.co.uk or call 0333 999 7333 (calls charged at local rate).

Connections between ferries and trains are not guaranteed. Where possible, customers are advised to allow at least 10 minutes to change.

For Hovertravel connections please visit hovertravel.co.uk

SATURDAY

Isle of Wight - Portsmouth - London Waterloo

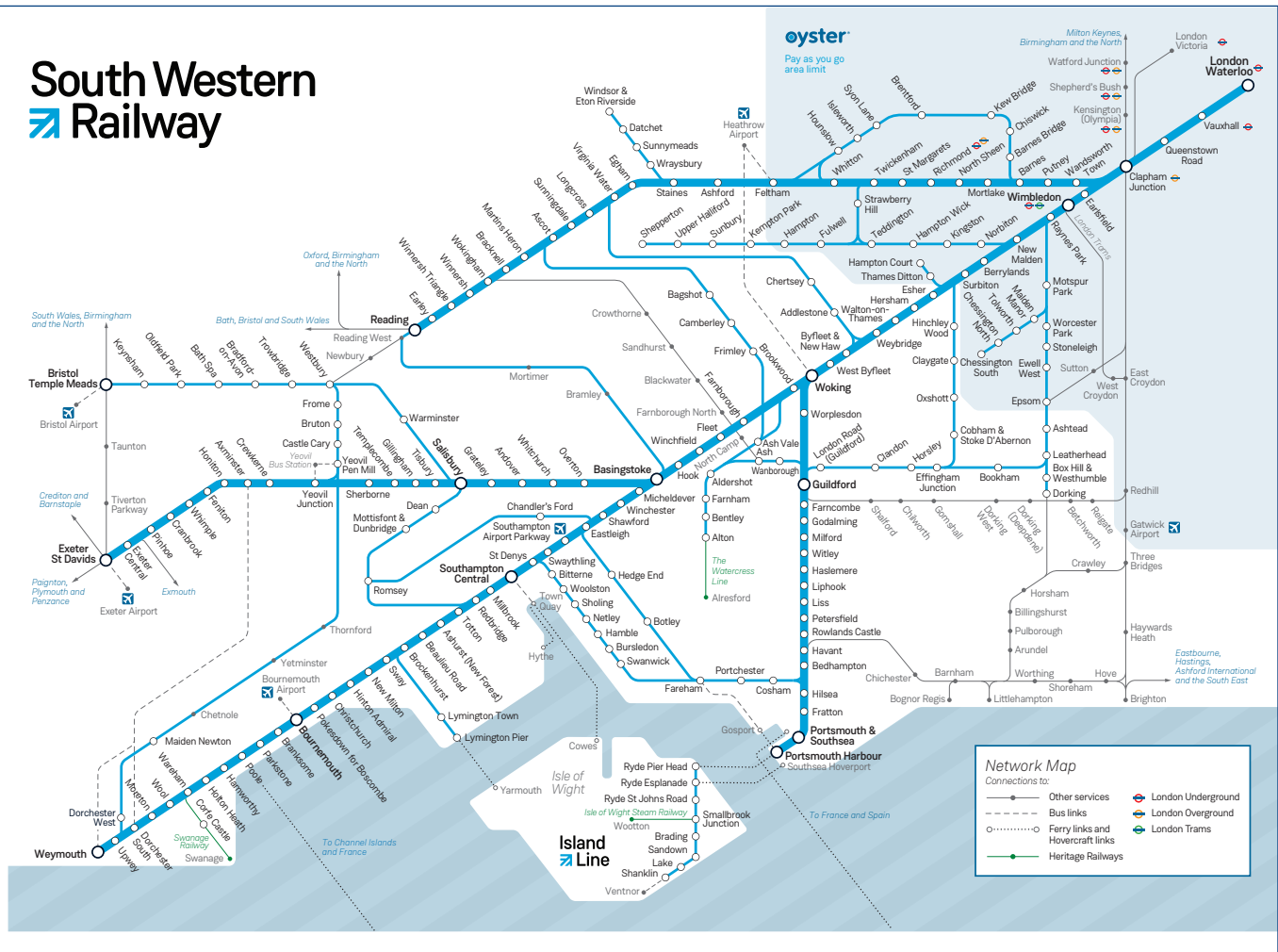
Notes			⌈		⌈		⌈		⌈	⌈	⌈	⌈	⌈	⌈	⌈	⌈	⌈	⌈	⌈	⌈	⌈		⌈					
Ventnor (Bus Link)  d			0600	0655		0746		0844		0944		1044		1144		1244		1344		1444		1544		1650		1747	1814	
Shanklin d			0618	0638	0718	0738	0818	0838	0918	0938	1018	1118	1138	1218	1238	1318	1338	1418	1438	1518	1538	1618	1638	1718	1738	1818	1838	
Lake d			0621	0641	0721	0741	0821	0841	0921	0941	1021	1041	1121	1141	1221	1241	1321	1341	1421	1441	1521	1541	1621	1641	1721	1741	1821	1841
Sandown d			0624	0644	0724	0744	0824	0844	0924	0944	1024	1044	1124	1144	1224	1244	1324	1344	1424	1444	1524	1544	1624	1644	1724	1744	1824	1844
Brading d			0628	0648	0728	0748	0828	0848	0928	0948	1028	1048	1128	1148	1228	1248	1328	1348	1428	1448	1528	1548	1628	1648	1728	1748	1828	1848
Smallbrook Junction d											1053b		1153b	1233b	1253b	1333b			1453b	1533b	1553b	1633b						
Ryde St Johns Road d	0535	0556	0635	0655	0735	0755	0835	0855	0935	0955	1035	1055	1135	1155	1235	1255	1335	1355	1435	1455	1535	1555	1635	1655	1735	1755	1835	1855
Ryde Esplanade d	0540	0600	0640	0700	0740	0800	0840	0900	0940	1000	1040	1100	1140	1200	1240	1300	1340	1400	1440	1500	1540	1600	1640	1700	1740	1800	1840	1900
Ryde Pier Head a	0542	0602	0642	0702	0742	0802	0842	0902	0942	1002	1042	1102	1142	1202	1242	1302	1342	1402	1442	1502	1542	1602	1642	1702	1742	1802	1842	1902
Ryde Pier Head  d			0647		0747		0847		0947	1010B	1047	1110B	1147	1210B	1247	1310B	1347	1410B	1447	1510B	1547	1610B	1647	1710B	1747	1810B	1847	
Portsmouth Harbour  a			0709		0809		0909		1009	1032B	1109	1132B	1209	1232B	1309	1332B	1409	1432B	1509	1532B	1609	1632B	1709	1732B	1809	1832B	1909	
Portsmouth Harbour d			0715		0815		0915		1015	1045	1115	1145	1215	1245	1315	1345	1415	1445	1515	1545	1615	1645	1715	1745	1815	1845	1915	
Petersfield a			0747		0847		0947		1047	1117	1147	1217	1247	1317	1347	1417	1447	1517	1547	1617	1647	1717	1747	1817	1847	1917	1947	
Haslemere a			0800		0900		1000		1100	1131	1200	1231	1300	1331	1400	1431	1500	1531	1600	1631	1700	1731	1800	1832	1900	1931	2000	
Guildford a			0817		0917		1017		1117	1147	1217	1247	1317	1347	1417	1447	1517	1547	1617	1647	1717	1747	1817	1848	1917	1947	2017	
Woking a			0826		0926		1026		1126	1157	1226	1257	1326	1357	1426	1457	1526	1557	1626	1657	1726	1757	1826	1857	1926	1957	2026	
London Waterloo a			0851		0951		1051		1151	1227	1257	1327	1357	1427	1457	1527	1557	1623	1651	1723	1751	1823	1851	1923	1951	2023	2051	

Wightlink catamaran times are correct at time of publication but subject to alteration. A revised service operates on public holidays and during the Isle of Wight Festival (12 to 18 June).
 Check before travelling. Please visit wightlink.co.uk or call 0333 999 7333 (calls charged at local rate).
 Connections between ferries and trains are not guaranteed. Where possible, customers are advised to allow at least 10 minutes to change.
 For Hovertravel connections please visit hovertravel.co.uk

Late night and weekend trains may be altered due to engineering works. Please check at southwesternrailway.com before travelling.

For guide to notes and symbols see end of timetable.

South Western Railway



Changing trains

Most journeys shown in this timetable are direct trains, shown in **bold type**. However, you may be able to make other journeys or reach your destination more quickly by changing trains. To help you find these alternative trains, we show them in the timetable with *light italic type*. A letter against the time will show where you need to change trains – please check the ‘Notes’ section for an explanation of these letters.

Please allow plenty of time to change trains. At most stations you will need to allow at least five minutes. You will need longer at some stations, and this is shown in the ‘Station information’ table in this timetable. For example **ⓐ** means you should allow 10 minutes to change trains at this station.

MONDAY TO FRIDAY
London Waterloo - Portsmouth - Isle of Wight

Notes					★				⌈	⌈		⌈		⌈		⌈		⌈		⌈		⌈	⌈	⌈					
London Waterloo	d					0500	0545	0615	0700	0730		0830		0930		1030		1130		1230		1330		1430		1500	1530	1600	
Woking	d					0553	0613	0643	0725	0756		0855		0955		1055		1155		1255		1355		1455		1525	1555	1625	
Guildford	d				0509	0604	0630	0655	0733	0806		0904		1004		1104		1205		1304		1404		1504		1534	1606	1634	
Haslemere	d				0524	0628	0655	0720	0754	0825		0925		1023		1124		1224		1324		1424		1524		1550	1624	1652	
Petersfield	d				0545	0645	0711	0737	0805	0836		0936		1034		1135		1235		1335		1435		1535		1601	1635	1704	
Portsmouth Harbour	a				0620	0721	0751	0813	0836	0908		1008		1108		1208		1308		1408		1508		1608		1636	1708	1735	
Portsmouth Harbour ⇄	d	0515		0615	0640	0715	0740	0815	0840		0915		1015		1115		1215		1315		1415		1515		1615	1640		1715	1740
Ryde Pier Head ⇄	a	0537		0637	0702	0737	0802	0837	0902		0937		1037		1137		1237		1337		1437		1537		1637	1702		1737	1802
Ryde Pier Head	d	0549	0607	0649	0707	0749	0807	0849	0907		0949	1007	1049	1107	1149	1207	1249	1307	1349	1407	1449	1507	1549	1607	1649	1707		1749	1807
Ryde Esplanade	d	0551	0609	0652	0709	0752	0809	0852	0909		0952	1009	1052	1109	1152	1209	1252	1309	1352	1409	1452	1509	1552	1609	1652	1709		1752	1809
Ryde St Johns Road	d	0555	0613	0655	0713	0755	0813	0855	0913		0955	1013	1055	1113	1155	1213	1255	1313	1355	1413	1455	1513	1555	1613	1655	1713		1755	1813
Smallbrook Junction	d												1058b		1158b	1215b	1258b	1315b			1458b	1515b	1558b	1615b					
Brading	d	0602	0620	0703	0720	0803	0820	0903	0920		1003	1020	1103	1120	1203	1220	1303	1320	1403	1420	1503	1520	1603	1620	1703	1720		1803	1820
Sandown	d	0607	0625	0707	0725	0807	0825	0907	0925		1007	1025	1107	1125	1207	1225	1307	1325	1407	1425	1507	1525	1607	1625	1707	1725		1807	1825
Lake	d	0609	0627	0710	0727	0810	0827	0910	0927		1010	1027	1110	1127	1210	1227	1310	1327	1410	1427	1510	1527	1610	1627	1710	1727		1810	1827
Shanklin	a	0612	0630	0713	0730	0813	0830	0913	0930		1013	1030	1113	1130	1213	1230	1313	1330	1413	1430	1513	1530	1613	1630	1713	1730		1813	1830
Ventnor (Bus Link) ⇄	a	0646	0735		0805	0848	0923	0953	1023		1058	1128	1158	1228	1258	1328	1358	1428	1458	1528	1558	1628	1658	1728	1758	1825		1853	1923

Wightlink catamaran times are correct at time of publication but subject to alteration. A revised service operates on public holidays and during the Isle of Wight Festival (12 to 18 June).

Check before travelling. Please visit wightlink.co.uk or call 0333 999 7333 (calls charged at local rate).

Connections between ferries and trains are not guaranteed. Where possible, customers are advised to allow at least 10 minutes to change.

For Hovertravel connections please visit hovertravel.co.uk

GUIDE TO NOTES AND SYMBOLS

Trains between Ryde and Shanklin are operated by Island Line. Standard class accommodation only.

Trains between Portsmouth and London Waterloo are operated by South Western Railway. First and standard class accommodation available.

- a Arrival time.
- b Train only calls at Smallbrook Junction during steam operating dates and times.
- c Runs 4 minutes later until 29 September.
- d Departure time.
- e Change at Guildford.
- r Depart Portsmouth Harbour 1719, direct to Woking arrive 1844.
- u Stops to let passengers join the train only.
- z Island Line train will be held for up to 5 minutes to connect with the Wightlink catamaran.
- B Catamaran runs until 22 September.
- ⚙ Catering (trolley service) provided for all or part of the journey between Portsmouth and London Waterloo.
- P Car Park.
- † Station for Gunwharf Quays, the Spinnaker Tower and Historic Dockyard.
- ← Railair coach link to / from Heathrow Airport. Visit nationalexpress.com for details.

★ Passengers travelling with cycles may not join or leave services at stations with train times shown in blue. (School term time only on Island Line).

Hovercraft operated by Hovertravel Ltd Operates between Ryde Esplanade and Southsea seafront. For details visit hovertravel.co.uk or telephone **01983 717700**. A bus link operates between Southsea Hoverport and Portsmouth Harbour and Portsmouth & Southsea stations. All trains to and from Portsmouth Harbour also call at Portsmouth & Southsea. Please see pocket timetable 17 or mini-guide 58.

Interchange for Isle of Wight Steam Railway. Smallbrook Junction provides a direct interchange for the Isle of Wight Steam Railway. Island Line trains only call at Smallbrook Junction during Steam Railway operating dates and times. Visit iwsteamrailway.co.uk
There is no road access to Smallbrook Junction.

Times shown in green
Times shown in green type vary during the period of the timetable. Please see note next to time.

High speed catamaran operated by Wightlink. Although connections between catamarans and trains are shown, where possible you should allow at least 10 minutes to change. Train/catamaran connections may not be held for late running trains/catamarans.

Sailing times are correct at time of publication but are subject to alteration.

Wightlink operate a revised service on public holidays. Additional sailings may operate during special events. For details visit wightlink.co.uk or call **0333 999 7333** (calls charged at local rate).

Southern Vectis bus (route 3) calling at Shanklin railway station and by Boots store in Ventnor. Connections between bus and train are not guaranteed.















Please enquire for services on public holidays. Visit islandbuses.info for details.

Interchange for London Underground services. Visit tfl.gov.uk for details.

Minimum connection time where different from the standard five minutes.

STATION INFORMATION

See notes for explanation of symbols.

Ventnor		
Shanklin		
Lake		
Sandown		
Brading		
Smallbrook Junction		
Ryde St Johns Road		
Ryde Esplanade		
Ryde Pier Head		
Portsmouth Harbour		†
Petersfield		
Haslemere		
Guildford		
Woking		←
London Waterloo		Ⓜ



Visit us at

southwesternrailway.com

- Buy tickets online
- Find out about special offers and days out
- See live train information
- Plan your journey
- Find train times
- See the latest news



Free travel alerts

southwesternrailway.com/alerts

Register with us for up-to-date information about train services, delays and alterations.



Twitter [@SW_Railway](https://twitter.com/SW_Railway)

Customer Service [@SW_Help](https://twitter.com/SW_Help)

Follow us on Twitter and be the first to know what's happening on our network.



Facebook.com/SWRailway

For information about our network and details of our latest offers.



Customer Service Centre

Phone: 0345 6000 650

Our UK-based team are available seven days a week, from 6am to 10pm.

- Buy tickets using a credit card or debit card
- Give us your comments and suggestions



Assisted travel **Textphone 0800 6920 792**

Phone: 0800 5282 100

This is a Freephone service for older and disabled customers (open 24 hours a day). We recommend booking assisted travel **at least 12 hours** before your journey.



National Rail Enquiries

Phone: 03457 48 49 50

Train times, fares and rail information.

The information in this timetable may change. First MTR South Western Trains Limited (trading as South Western Railway) accepts no liability for any inaccuracy in the information contained in this timetable.

First MTR South Western Trains Limited. Registered in England and Wales, registration number 07900320. Registered office: 4th Floor, Capital House, 25 Chapel Street, London, NW1 5DH. A First and MTR company.

**Island
Line**

PTT24 0519



Please Recycle