

20

Exeter, Bristol, Yeovil and Salisbury to London Waterloo



Train times

20 May to 8 December 2018

South Western
Railway

Your timetable

This timetable shows the full train service between **Exeter, Yeovil, Salisbury and London Waterloo**.

Also train services between:

- **Bristol Temple Meads, Bath Spa, Yeovil Pen Mill and London Waterloo** - see timetable **20A**
- **Weymouth to London Waterloo via Yeovil** - see timetable **20AS**
- **Yeovil Pen Mill and Weymouth** - see timetable **20B**

Also connecting bus services between:

- **Axminster, Lyme Regis and Bridport** - see timetable **20C**
- **Axminster, Seaton and Beer** - see timetable **20D**
- **Honiton and Sidmouth** - see timetable **20E**
- **Yeovil Junction and Yeovil Pen Mill**- see timetable **20F**
- **Exeter St Davids and Exeter Airport**- see timetable **20G**

Our mini-guides offer an even more convenient summary of services and are designed to fit easily into a wallet, purse or ticket holder. Mini-guides are available from staffed stations.

Mini-guide routes relevant to this timetable are:

- **Axminster to Exeter St Davids - no. 67**
- **Basingstoke to London Waterloo - no. 60**
- **Bristol, Bath and Yeovil Pen Mill to London Waterloo - no. 66**
- **Gillingham and Tisbury to London Waterloo - no. 70**
- **Honiton, Axminster and Crewkerne to London Waterloo - no. 72**
- **Salisbury and Andover to London Waterloo - no. 61**
- **Yeovil Junction and Sherborne to London Waterloo - no. 71**

Buy a ticket before you board

You need to buy a valid ticket before you board your train.

We know that the vast majority of our passengers buy a valid ticket before travelling and we have a duty to those passengers to make sure no one travels without paying. For this reason, we run a penalty fares scheme across most of our network.

If you travel to or from a station within the penalty fares area without a valid ticket, you may be liable for a penalty fare of £20 or twice the single fare to the next station at which your train stops (whichever is higher). You will then be required to buy a ticket for the remainder of the journey.

We have a policy to prosecute all deliberate fare evaders, wherever possible.

Changes to train times

Network Rail needs to do engineering work to maintain and improve the rail network. Much of this work is done at weekends and during the holiday periods, but some work also needs to be done overnight during the week.

Buses will replace train services where lines are closed for work to take place. We may also have to alter train services over a wider area.

We advise that you check for any changes to train times before using weekend, late evening or early morning services.


Please look for the 'Changes to train times' posters at stations or visit our website at **[southwesternrailway.com](https://www.southwesternrailway.com)**

No smoking policy

For the comfort of all our customers, smoking and the use of e-cigarettes is not permitted on any part of our trains or stations.



You can smoke outside the station entrance or in our car parks.

Catering

On board catering on our services is provided in partnership with our contractors Rail Gourmet by an at-seat trolley service. The  symbol in the following timetable shows which trains are catered for all, or part, of the journey.

We will do our best to provide the refreshment service where advertised. However under some circumstances, for example engineering work, we may be unable to provide refreshments on certain trains.

Cycles on trains

The services in this timetable have limited room for cycles so we have had to apply some restrictions. The  and  symbol, with train times printed in **blue**, show restricted trains. These restrictions are explained in the 'Guide to notes and symbols' section.

We will carry folding cycles on any train as long as they can be folded small enough to be carried safely in the luggage rack. Cycles are not allowed on buses that replace trains during engineering works.

SATURDAY

Exeter, Yeovil and Salisbury to Basingstoke, Woking and London Waterloo

Notes	▼	▼	▼	▼	▼	▼	▼	▼	▼	▼	▼	▼	▼	▼	▼	▼	▼	▼	▼	▼	▼	▼	▼	▼	▼	▼	▼			
	▲	▲	▲	▲	▲	▲	▲	▲	▲	▲	▲	▲	▲	▲	▲	▲	▲	▲	▲	▲	▲	▲	▲	▲	▲	▲	▲			
											N	A								P	A	N								
Exeter St Davids	d				0510			0641	0725			0824		0925		1025		1125			1225			1325		1425		1525		
Exeter Central	d				0514			0645	0730			0828		0930		1030		1130			1230			1330		1430		1530		
Pinhoe	d				0519			0650	0734			0833		0934		1034		1134			1234			1334		1435		1534		
Cranbrook	d				0523			0654	0739			0837		0940		1039		1139			1239			1339		1439		1539		
Whimple	d				0528			0659	0744			0842		0945		1044		1144			1244			1344		1447		1544		
Feniton	d				0534			0705				0847				1047					1247					1447				
Honiton	d				0541	0619		0713	0755			0855		0955		1055		1155			1255			1355		1455		1555		
Axminster	d				0552	0630		0724	0806			0906		1006		1106		1206			1306			1406		1506		1606		
Crewkerne	d				0605	0643		0737	0819			0919		1019		1119		1219			1319			1419		1519		1619		
Yeovil Pen Mill	d																													
Yeovil Junction	a				0614	0652		0745	0827			0927		1027		1127		1227			1258 1304			1427		1527		1627		
Yeovil Junction	d				0620	0653		0750	0829			0923 0945		1029		1129		1229			1329			1412 1417		1429		1529		1629
Yeovil Pen Mill	a																													
Sherborne	d				0626	0700		0756	0835			0935		1035		1135		1235			1335			1435		1535		1635		
Templecombe	d				0634	0707		0804	0843			0943		1043		1143		1243			1343			1443		1543		1643		
Gillingham (Dorset)	d				0642	0715		0812	0851			0951		1051		1151		1251			1351			1451		1551		1651		
Tisbury	d				0652	0726		0822	0901			1001		1101		1201		1301			1401			1501		1601		1701		
Salisbury	a				0707	0740		0837	0916			1016		1116		1216		1316			1416			1516		1616		1716		
Salisbury	d	0512g	0544g	0621	0647	0721	0747	0821	0847	0921	0947		1021	1047	1121	1147	1221	1247	1321	1347			1421		1447	1521	1547	1621	1647	1721
Southampton Central	a				0755c	0828c		0934c	1003c			1103c		1203c		1303c		1403c			1503c			1603c		1703c		1803c		
Portsmouth Harbour	a				0851c	0952c			1052c			1152c		1252c		1352c		1452c			1552c			1652c		1752c		1852c		
Grateley	d	0524g	0556g		0659		0759		0859		0959		1059		1159		1259		1359				1459		1559		1659			
Andover	d	0532g	0603g	0638	0706	0738	0806	0838	0906	0938	1006	1038	1106	1138	1206	1238	1306	1338	1406		1438		1506	1538	1606	1638	1706	1738		
Whitchurch (Hants)	d	0540g	0611g		0714		0814		0914		1014		1114		1214		1314		1414				1514		1614		1714			
Overton	d	0546g	0617g		0720		0820		0920		1020		1120		1220		1320		1420				1520		1620		1720			
Basingstoke	a	0558	0628	0655	0728	0755	0828	0855	0928	0955	1028	1055	1128	1155	1228	1255	1328	1355	1428		1455		1528	1555	1628	1655	1728	1755		
Reading	a		0657b	0726b	0758b	0826b	0857b	0927b	0956b	1026b	1101b	1129b	1156b	1226b	1257b	1329b	1359b	1429b	1457b		1526b		1556b	1626b	1656b	1729b	1758b	1826b		
Woking	a	0618	0649	0715	0749	0817	0849	0915	0949	1015	1049		1115	1149	1215	1249	1315	1349	1415	1449			1515		1549	1615	1649	1715	1749	1815
Clapham Junction	a	0638	0731w	0738	0830w	0837	0911b	0936	1011b	1036	1111b	1136	1211b	1236	1311b	1336	1411b	1436	1511b		1536		1611b	1636	1711b	1736	1811b	1836		
London Waterloo	a	0649	0719	0749	0819	0849	0919	0949	1019	1049	1119	1149	1219	1249	1319	1349	1419	1449	1519		1549		1619	1649	1719	1749	1819	1849		

Late night and weekend trains may be altered due to engineering works.

Please check at southwesternrailway.com before travelling.

For guide to notes and symbols see end of timetable.

MONDAY TO FRIDAY
London Waterloo, Woking and Basingstoke to Salisbury, Yeovil and Exeter

Notes		▼		▼	▼	▼	▼	▼	▼	▼	▼	▼	▼	▼	▼	▼	▼	▼	▼	▼	▼	▼	▼	▼	▼	▼					
										C							C	B													
London Waterloo	d					0630b	0710	0750	0820	0850	0920	0950	1020	1050	1120	1150	1220	1250	1320					1350			1420		1450	1520	1550
Clapham Junction	d					0637b	0717u	0757u	0827u	0846b	0927u	0946b	1027u	1046b	1127u	1146b	1227u	1257u	1327u					1346b			1427u		1446b	1527u	1557u
Woking	d					0657b	0736	0817	0846	0916	0946	1016	1046	1116	1146	1216	1246	1316	1346					1416			1446		1516	1546	1616
Reading	d					0638b	0705b	0805b	0820b	0905b		1004b	1020b	1103b	1133b	1203b	1234b	1306b						1406b			1436b		1507b		1607b
Basingstoke	d					0722	0757	0838	0907	0938	1007	1038	1107	1138	1207	1238	1307	1338	1407					1438			1507		1538	1607	1638
Overton	d					0730	0805	0846		0946		1046		1146		1246		1346						1446			1546		1646		
Whitchurch (Hants)	d					0735	0810	0851		0951		1051		1151		1251		1351						1451			1551		1651		
Andover	d					0744	0819	0900	0924	1000	1024	1100	1124	1200	1224	1300	1324	1400	1424					1500			1524		1600	1624	1700
Grateley	d					0751	0826	0907		1007		1107		1207		1307		1407						1507			1607		1707		
Portsmouth Harbour	d					0600c		0705c		0823c		0923c		1023c		1123c		1223c		1323c							1423c			1523c	
Southampton Central	d					0646c		0753c		0910c		1010c		1110c		1210c		1310c	1337c	1410c				1437c			1510c		1610c	1637c	
Salisbury	a					0803	0839	0920	0943	1020	1042	1120	1142	1220	1242	1320	1343	1419	1442					1520			1542		1620	1644	1720
Salisbury	d				0607	0740	0808	0847		0947		1047		1147		1247		1347	1424	1447				1523			1547		1647	1723	
Tisbury	d				0629	0759	0827	0906		1006		1106		1206		1306		1406		1506				1537			1606		1706	1737	
Gillingham (Dorset)	d				0551	0642	0811	0837a	0917		1017		1117		1217		1317		1417				1517			1617		1717	1753		
Templecombe	d				0558	0650	0819		0925		1025		1125		1225		1325		1425				1525			1600		1625	1725	1800	
Sherborne	d				0606	0657	0826		0932		1032		1132		1232		1332		1432				1532			1607		1632	1732	1808	
Yeovil Pen Mill	d		0541																				1544			1613		1631			
Yeovil Junction	a		0546	0611	0703	0832		0938		1038		1138		1238		1338		1438		1538	1549	1613			1636	1638		1738	1813		
Yeovil Junction	d			0615	0707	0839		0939		1039		1139		1239		1339		1439		1539				1620			1639	1646		1739	
Yeovil Pen Mill	a																	1535					1627			1649	1651				
Crewkerne	d			0624	0716	0849		0949		1049		1149		1249		1349		1449		1549						1649		1749			
Axminster	d	0552		0656z	0737	0903		1003		1103		1203		1303		1403		1503		1603						1703		1803			
Honiton	d	0607		0712	0753	0916		1016		1116		1216		1316		1416		1516		1616						1716		1818			
Feniton	d	0612		0718	0759	0921		1021		1121		1221		1321		1421		1521		1621						1721		1823			
Whimple	d	0617		0723	0804	0926				1124				1324				1526								1724					
Cranbrook	d	0622		0728	0808	0931		1029		1128		1229		1328		1429		1531		1629						1729		1831			
Pinhoe	d	0626		0732	0812	0935		1033		1132		1233		1332		1433		1535								1733					
Exeter Central	a	0630		0737	0817	0939		1037		1137		1237		1337		1437		1539		1635				1728		1737		1837			
Exeter St Davids	a	0635		0742	0821	0944		1042		1143		1243		1343		1443		1544		1643				1733		1742		1843			

Late night and weekend trains may be altered due to engineering works.

 Please check at southwesternrailway.com before travelling.

For guide to notes and symbols see end of timetable.

SATURDAY

London Waterloo, Woking and Basingstoke to Salisbury, Yeovil and Exeter

Notes				▼	▼ N	▼ R	▼ I	▼ I	▼ I	▼ I	▼ I C	▼ I	▼ I	▼ I	▼ P	▼ I	▼ N	▼ I	▼ I C	▼ I	▼ I	▼ I	▼ I	▼ I	▼ I	▼ P	▼ I
London Waterloo	d				0630b	0630b	0710	0750	0820	0850	0920	0950	1020	1050		1120		1150	1220	1250	1320	1350	1420	1450	1520	1550	1620
Clapham Junction	d				0637b	0637b	0717u	0757u	0827u	0857u	0927u	0957u	1027u	1057u		1127u		1157u	1227u	1257u	1327u	1357u	1427u	1457u	1527u	1557u	1627u
Woking	d				0657b	0657b	0736	0816	0846	0916	0946	1016	1046	1116		1146		1216	1246	1316	1346	1416	1446	1516	1546	1616	1646
Reading	d				0633b	0633b	0706b	0803b	0835b	0903b	0934b	1003b	1034b	1105b		1134b		1203b	1235b	1304b	1334b	1404b	1434b	1503b	1534b	1603b	1634b
Basingstoke	d				0722	0722	0759	0838	0907	0938	1007	1038	1107	1138		1207		1238	1307	1338	1407	1438	1507	1538	1607	1638	1707
Overton	d				0730	0730	0807	0846		0946		1046		1146				1246		1346		1446		1546		1646	
Whitchurch (Hants)	d				0735	0735	0812	0851		0951		1051		1151				1251		1351		1451		1551		1651	
Andover	d				0744	0744	0821	0900	0924	1000	1024	1100	1124	1200		1224		1300	1324	1400	1424	1500	1524	1600	1624	1700	1724
Grateley	d				0751	0751	0828	0907		1007		1107		1207				1307		1407		1507		1607		1707	
Portsmouth Harbour	d			0608c			0723c		0823c		0923c		1023c		1123c			1223c		1323c		1423c		1523c		1623c	
Southampton Central	d			0657c			0810c		0910c		1010c		1110c		1210c			1310c		1410c		1510c		1610c		1710c	
Salisbury	a				0804	0805	0842	0920	0942	1020	1042	1120	1142	1220		1242		1320	1342	1420	1442	1520	1542	1620	1642	1720	1742
Salisbury	d		0615	0745	0808		0847		0947		1047		1147		1247			1347		1447		1547		1647		1747	
Tisbury	d		0629	0759	0827		0906		1006		1106		1206		1306			1406		1506		1606		1706		1806	
Gillingham (Dorset)	d		0642	0811	0852		0917		1017		1117		1217		1317			1417		1517		1617		1717		1817	
Templecombe	d		0650	0819	0859		0925		1025		1125		1225		1325			1425		1525		1625		1725		1825	
Sherborne	d		0657	0826	0907		0932		1032		1132		1232		1332			1432		1532		1632		1732		1832	
Yeovil Pen Mill	d																										
Yeovil Junction	a		0703	0832	0912		0938		1038		1138		1238		1258 1304	1338		1438		1538		1638		1738		1738 1744	1838
Yeovil Junction	d		0615	0707	0839		0939		1039		1139		1239		1339	1412 1417		1439		1539		1639		1739		1839	
Yeovil Pen Mill	a				0945																						
Crewkerne	d		0624	0716	0849		0949		1049		1149		1249		1349			1449		1549		1649		1749		1849	
Axminster	d	0552	0656z	0738	0903		1003		1103		1203		1303		1403			1503		1603		1703		1803		1903	
Honiton	d	0607	0712	0754	0916		1016		1116		1216		1316		1416			1516		1616		1716		1817		1916	
Feniton	d	0612	0718	0800	0921		1021				1221				1421			1521		1621				1823			
Whimple	d	0617	0723	0805	0926				1124				1324					1524				1724				1924	
Cranbrook	d	0622	0728	0809	0931		1029		1128		1229		1328		1429			1528		1629		1728		1830		1928	
Pinhoe	d	0626	0732	0813	0935		1033		1132		1233		1332		1433			1532		1633		1732				1932	
Exeter Central	a	0630	0737	0818	0939		1037		1137		1237		1337		1437			1537		1637		1737		1837		1937	
Exeter St Davids	a	0635	0742	0822	0944		1042		1142		1242		1342		1442			1542		1642		1742		1847e		1942	

Late night and weekend trains may be altered due to engineering works.
Please check at southwesternrailway.com before travelling.

For guide to notes and symbols see end of timetable.

GUIDE TO NOTES AND SYMBOLS

First Class accommodation also available on all trains shown in **bold type**.

- A** Portion from Bristol Temple Meads attaches at Salisbury.
- B** Runs via Westbury.
- C** Portion for Bristol Temple Meads detaches at Salisbury. Please make sure you travel in the correct portion.
- F** Runs via Westbury. Train attaches at Salisbury to 1827 to London Waterloo.
- G** Continues to Castle Cary, Bruton, Frome and Westbury - see table 20A.
- K** From Frome - see table 20A.
- N** Until 8 September. To Weymouth
- P** Until 8 September. From Weymouth
- R** From 15 September
- FO** Train runs on **Fridays only**.
- FX** Train does **not run** on Fridays.
 - a Arrival time.
 - b Change at Basingstoke.
 - c Change at Salisbury.
 - d Departure time.
 - e Arrives at 1842 from 15 September.

All services shown in **bold type** are operated by South Western Railway.

- g** 3 minutes later until 6 October.
- h** Change at Salisbury and Fareham.
- s** Stops to let passengers leave the train only.
- u** Stops to let passengers join the train only.
- v** Change at Fareham and Salisbury.
- w** Change at Woking.
- y** Arrives Gillingham at 1547.
- z** Arrives Axminster at 0643.
- ▼ Cycles only carried with advance reservation.
- ⚙ Catering (trolley service) provided for all or part of the journey.
- ↔ Railair coach link between Woking station and Heathrow Airport. Visit nationalexpress.com for details.
- ⚡ Interchange for Wightlink (Portsmouth-Ryde) catamaran and Gosport ferry.
- Ⓐ For details of additional trains, please see Pocket Timetable 28.
- ⊖ Interchange for London Underground. Visit tfl.gov.uk for details.
- Ⓜ Car Park.
- ⌚ Minimum connection time where different from the standard five minutes.

- ★ Passengers travelling with cycles may not join or leave services at stations with train times shown in blue.

Trains shown in green

Trains shown in green either run for only part of the timetable or the times shown vary during the timetable period. Please see the notes at the top of the column or against individual times for details.

Cycle reservations

A cycle space must be reserved in advance when a ▼ symbol appears above the train.

Cycles on trains - Monday to Friday

At peak times the following restrictions apply in the area bounded by Reading, Hook, Alton, Guildford and Dorking.

Passengers travelling with cycles may not join or leave services timed to arrive at London Waterloo between 0715 and 1000 inclusive or timed to depart London Waterloo between 1645 and 1900 inclusive.

STATION INFORMATION

See notes for explanation of symbols.

Exeter St Davids	P	⑥
Exeter Central	P	
Pinhoe		
Cranbrook	P	
Whimple	P	
Feniton	P	
Honiton	P	
Axminster	P	
Crewkerne	P	
Yeovil Junction	P	
Sherborne	P	
Templecombe	P	
Gillingham (Dorset)	P	
Tisbury	P	
Salisbury	P	
Southampton Central	P	
Portsmouth Harbour		⚡
Grateley	P	
Andover	P	
Whitchurch (Hants)	P	
Overton	P	
Basingstoke	P	
Reading	P	⌚
Woking	P	↔
Clapham Junction		⑩
London Waterloo	⊖	⑮

	Notes	▼	▼			
London Waterloo	d	0630c	1120b			
Clapham Junction	d	0637c	1127b			
Woking	d	0657c	1146b			
Basingstoke	d	0722	1207b			
Andover	d	0744	1224b			
Salisbury	d	0808	1247b			
Tisbury	d	0827	1306b			
Gillingham (Dorset)	d	0852	1317b			
Templecombe	d	0859	1325b			
Sherborne	d	0907	1332b			
Exeter St Davids	d	0725b	1225b			
Exeter Central	d	0730b	1230b			
Cranbrook	d	0739b	1239b			
Honiton	d	0755b	1255b			
Axminster	d	0806b	1306b			
Crewkerne	d	0819b	1319b			
Yeovil Junction	a	0912				
Yeovil Junction	d	0923	1412			
Yeovil Pen Mill	a	0945	1417			
Yeovil Pen Mill	d	0950	1422			
Thornford #	a		1426			
Yetminster #	a		1429			
Chetnole #	a		1433			
Maiden Newton	a	1008	1443			
Dorchester West	a	1019	1454			
Upwey	a	1026	1501			
Weymouth	a	1031	1506			

	Notes	▼	▼			
Weymouth	d	1210	1654			
Upwey	d	1215	1659			
Dorchester West	d	1223	1707			
Maiden Newton	d	1234	1718			
Chetnole #	d	1241				
Yetminster #	d	1245				
Thornford #	d	1247				
Yeovil Pen Mill	a	1254	1734			
Yeovil Pen Mill	d	1258	1738			
Yeovil Junction	a	1304	1744			
Yeovil Junction	d		1752			
Crewkerne	a	1348b	1848b			
Axminster	a	1402b	1902b			
Honiton	a	1415b	1915b			
Cranbrook	a	1429b	1928b			
Exeter Central	a	1437b	1937b			
Exeter St Davids	a	1442b	1942b			
Sherborne	a	1335b	1758			
Templecombe	a	1343b	1806			
Gillingham (Dorset)	a	1350b	1813			
Tisbury	a	1401b	1827			
Salisbury	a	1416b	1842			
Andover	a	1437b	1905			
Basingstoke	a	1455b	1928			
Woking	a	1515b	1949			
Clapham Junction	a	1536b	2011c			
London Waterloo	a	1549b	2019			

NOTES FOR THIS TABLE

- a** Arrival time.
- b** Change at Yeovil Junction.
- c** Change at Basingstoke.
- d** Departure time.
- ▼** First Class accommodation also available.
- ▼** Cycles only carried with advance reservation.
- #** Trains stop at this station on request only. Please see the Guard to leave the train or give a clear signal to the Driver to join the train.

* For the complete service between London Waterloo, Salisbury, Yeovil Junction and Exeter, please see earlier pages.
 For the complete service between Weymouth, Yeovil Pen Mill, Westbury and Bristol, please see Great Western Railway publicity.

Late night and weekend trains may be altered due to engineering works.
 Please check at southwesternrailway.com before travelling.

MONDAY TO FRIDAY

Notes	▼	▼	▼	▼	▼	▼	▼	▼	▼	▼	▼
	K		K		J	L		L			
Bristol Temple Meads	d	0851	1249		1551						2223
Keynsham	d	0858	1256		1558						
Oldfield Park	d		1303								
Bath Spa	d	0907	1307		1608						2236
Bradford-on-Avon	d	0922	1319		1624						2247
Trowbridge	d	0929	1328		1630						2253
Yeovil Pen Mill	d	0541		1544		1653	1927			2127	
Castle Cary	d		1307c		1555c	1707	1940			2141	
Bruton	d					1712	1945			2146	
Frome	d					1724	1957			2158	
Westbury	d	0939	1339		1639	1745	2006a	2015	2212a	2218	2305
Warminster	d	0946	1346		1647	1752		2023		2226	2312
Salisbury	a	0639	1009	1412	1643	1709	1817			2246	2338
Salisbury	d	0645	1021	1421	1647	1721	1827				
Grateley	a	0657			1659						
Andover	a	0704	1037	1437	1705	1737	1843				
Whitchurch (Hants)	a	0713			1714						
Overton	a	0719			1720						
Basingstoke	a	0728	1055	1455	1729	1755	1901				
Woking	a		1115	1515	1749	1815	1921				
Clapham Junction	a		1136	1536		1836	1941				
London Waterloo	a	0814	1149	1549	1816	1849	1950				

SATURDAY

▼	▼	▼	▼	▼
		KN		
0851	1251	1551		2223
0858	1258	1558		
0907	1307	1607		2236
0921	1320	1624		2247
0927	1327	1630		2253
			1738	
0939	1339	1639		2305
0946	1346	1647		2312
1009	1410	1709	1842	2335
1021	1421	1721	1847	
			1859	
1037	1437	1737	1906	
			1914	
			1920	
1055	1455	1755	1928	
1115	1515	1815	1949	
1136	1536	1836	2011e	
1149	1549	1849	2019	

SUNDAY

▼	▼	▼
1604		2135
1611		
1620		2149
1631		2200
1637		2206
	1658c	2057c
	1734c	2127c
	1718c	2116c
	1804	2129c
1646	1816	2215
1653	1823	2222
1716	1843	2246
1727	1852	
1739		
1745	1908	
1754		
1805	1926	
1828	1948	
1849	2008	
1859	2019	

STATION INFORMATION

For a guide to notes and symbols, see end of main timetable.

Bristol Temple Meads	P	10
Keynsham	P	
Oldfield Park		
Bath Spa	P	
Bradford-on-Avon	P	
Trowbridge	P	
Yeovil Pen Mill	P	
Castle Cary	P	
Bruton	P	
Frome	P	
Westbury	P	
Warminster	P	
Salisbury	P	
Grateley	P	
Andover	P	
Whitchurch	P	
Overton	P	
Basingstoke	P	
Woking	P	←
Clapham Junction		10
London Waterloo	⊖	15

* For the complete service between Salisbury, Andover and London Waterloo, also trains from Yeovil Junction, please see earlier pages.

For details of the complete service between Bristol, Bath Spa and Salisbury, also Yeovil Pen Mill to Westbury and Weymouth, please see Great Western Railway publicity.

Late night and weekend trains may be altered due to engineering works.
Please check at southwesternrailway.com before travelling.

MONDAY TO FRIDAY

Notes	□	□▼ D	□▼ D	□▼ D	□▼ G	□▼ GH	□▼ G	□▼ GH	□▼ D			
London Waterloo	d		0920	1220	1250	1350	1650	1750	1850	1920		
Clapham Junction	d		0927u	1227u	1257u		1657u			1927u		
Woking	d		0946	1246	1316	1416	1716u		1918	1946		
Basingstoke	d		1007	1307	1338	1438	1738	1838	1939	2007		
Overton	d				1346	1446	1746	1847	1947	2015		
Whitchurch (Hants)	d				1351	1451	1751	1852	1952	2020		
Andover	d		1024	1324	1400	1500	1800	1900	2001	2029		
Grateley	d				1407	1507	1807	1908	2008	2036		
Salisbury	a		1042	1343	1419	1520	1820	1920	2020	2049		
Salisbury	d	0640	1052	1352	1424	1523	1823	1923	2025	2057		
Warminster	a		0659	1111	1411	1443				2116		
Westbury	a		0708	1120	1420	1451				2125		
Frome	a				1449c	1506				2150c		
Bruton	a					1518				2202c		
Castle Cary	a			1217c		1523				2207c		
Yeovil Pen Mill	a				1535	1627	1925	2025	2123	2222c		
Trowbridge	a		0714	1128	1427					2131		
Bradford-on-Avon	a		0720	1134	1433					2137		
Bath Spa	a		0733	1147	1446					2150		
Oldfield Park	a		0737									
Keynsham	a		0744	1156	1454					2158		
Bristol Temple Meads	a		0752	1206	1505					2206		

SATURDAY

□	□▼ GN	□▼ D	□▼ D	□▼ D
	0630e	0920	1220	1920
	0637e	0927u	1227u	1927u
	0657e	0946	1246	1946
	0722	1007	1307	2007
	0730			
	0735			
	0744	1024	1324	2024
	0751			
	0804	1042	1342	2042
0640	0808	1052	1352	2057
0659		1111	1411	2116
0708		1120	1420	2125
			1453c	2152c
				2204c
				2209c
				2222c
0714	0945	1127	1427	2131
0720		1133	1433	2137
0733		1146	1446	2150
0737				
0744		1154	1454	2158
0752		1205	1505	2206

SUNDAY

□▼ D	□▼ D	□▼ D
1215	1515b	1815
1222u	1522b	1822u
1246	1546b	1846
1307	1607b	1907
1315		1915
1320	1618b	1920
1329	1626b	1929
	1634b	
1345		1945
1355	1710	1955
1414	1736	2014
1424	1744	2023
	1757	
1430		2029
1436		2035
1450		2050
1458		2059
1506		2107

NOTES TO TABLE 20A

- D** Train divides at Salisbury - please make sure you join the correct portion.
- G** Runs via Sherborne and Yeovil Junction.
- H** Continues to Westbury - see other direction.
- J** From Yeovil Junction.
- K** Runs via Yeovil Junction and Sherborne - see main timetable.
- L** From London Waterloo via Sherborne and Yeovil Junction - see main timetable.
- N** Runs until 8 September. To / from Weymouth.
- a** Arrival time.
- b** Change at Salisbury.
- c** Change at Westbury.
- d** Departure time.
- e** Change at Basingstoke.
- u** Stops to let passengers join the train only.
- First Class accommodation also available.
- ▼** Cycles only carried with advance reservation.

* For the complete service between London Waterloo, Andover and Salisbury, also trains to Yeovil Junction, please see earlier pages.
For details of the complete service between Salisbury, Bath Spa and Bristol, also Weymouth and Westbury to Yeovil Pen Mill, please see Great Western Railway publicity.

Late night and weekend trains may be altered due to engineering works.
Please check at southwesternrailway.com before travelling.

20B Yeovil Pen Mill - Weymouth

SUMMER SERVICE from 20 May to 14 September

MONDAY TO FRIDAY

	Notes									
Yeovil Pen Mill	d	0735	1014	1115	1319	1624	1821	1919	2223	
Dorchester West	d	0809	1048	1149	1356	1658	1902	1954	2258	
Upwey	d	0817	1055	1202	1403	1705	1910	2002	2306	
Weymouth	a	0823	1103	1209	1410	1710	1916	2010	2313	

SATURDAY

	SW					SW				
0735	0950	1015	1040	1118	1322	1422	1615	1821	1920	2224
0813	1019	1054	1113	1154	1356	1454	1655	1913	1954	2258
0821	1026	1101		1202	1403	1501	1703	1921	2002	2306
0826	1031	1109	1125	1209	1410	1506	1708	1927	2010	2314

SUNDAY

0954	1054	1505	1912	2221
1029	1134	1540	1947	2255
1037	1141	1549	1955	2302
1042	1145	1554	2001	2307

20B Weymouth - Yeovil Pen Mill

SUMMER SERVICE from 20 May to 14 September

MONDAY TO FRIDAY

	Notes									
Weymouth	d	0533	0644	0853	1110	1310	1508	1730	2021	
Upwey	d	0538	0649	0858	1115	1315	1513	1735	2026	
Dorchester West	d	0546	0657	0906	1123	1322	1521	1743	2034	
Yeovil Pen Mill	a	0619	0730	0939	1202	1408	1554	1816	2105	

SATURDAY

			SW			SW				
0644	0853	1114	1210	1310	1608	1654	1730	1830	2023	
0649	0858	1119	1215	1315	1613	1659	1735	1835	2028	
0657	0906	1127	1223	1323	1621	1707	1743	1843	2036	
0730	0939	1204	1254	1408	1701	1734	1816	1915	2110	

SUNDAY

1100	1414	1610	1756	2009
1105	1419	1615	1801	2014
1113	1427	1623	1809	2022
1153	1500	1656	1842	2055

NOTES

Operated by Great Western Railway except where shown.

For details of seat and cycle reservation requirements and also catering facilities, please refer to Great Western Railway publications.

SW South Western Railway service.
First Class accommodation available. Cycle reservations required.

a arrival time.
d departure time.

STATION INFORMATION

For a guide to notes and symbols, see end of main timetable.

Yeovil Pen Mill		P	
Dorchester West			
Upwey		P	S
Weymouth		P	S

Late night and weekend trains may be altered due to engineering works.

20B Yeovil Pen Mill - Weymouth

WINTER SERVICE from 15 September to 8 December

MONDAY TO FRIDAY

Notes										
Yeovil Pen Mill	d	0735	1014	1115	1319	1624	1821	1919	2223	
Dorchester West	d	0809	1048	1149	1356	1658	1902	1954	2258	
Upwey	d	0817	1055	1202	1403	1705	1910	2002	2306	
Weymouth	a	0823	1103	1209	1410	1710	1916	2010	2313	

SATURDAY

0735	1015	1118	1322	1624	1821	1920	2224		
0813	1054	1154	1356	1658	1855	1954	2258		
0821	1101	1202	1403	1705	1902	2002	2306		
0826	1109	1209	1410	1710	1910	2010	2314		

SUNDAY

0953	1106	1505	1912	2221					
1029	1141	1540	1947	2255					
1037	1149	1549	1955	2302					
1042	1154	1554	2001	2307					

20B Weymouth - Yeovil Pen Mill

WINTER SERVICE from 15 September to 8 December

MONDAY TO FRIDAY

Notes										
Weymouth	d	0533	0644	0853	1110	1310	1508	1730	2021	
Upwey	d	0538	0649	0858	1115	1315	1513	1735	2026	
Dorchester West	d	0546	0657	0906	1123	1322	1521	1743	2034	
Yeovil Pen Mill	a	0619	0730	0939	1202	1408	1554	1816	2105	

SATURDAY

0644	0853	1114	1310	1508	1730	2023		
0649	0858	1119	1315	1513	1735	2028		
0657	0906	1127	1323	1521	1743	2036		
0730	0939	1204	1408	1554	1816	2110		

SUNDAY

1105	1414	1610	1756	2009				
1110	1419	1615	1801	2014				
1118	1427	1623	1809	2022				
1153	1500	1656	1842	2055				

NOTES

Operated by Great Western Railway.

For details of seat and cycle reservation requirements and also catering facilities, please refer to Great Western Railway publications.

- a** arrival time.
d departure time.

STATION INFORMATION

For a guide to notes and symbols, see end of main timetable.

Yeovil Pen Mill	P	
Dorchester West		
Upwey	P	S
Weymouth	P	S

Late night and weekend trains may be altered due to engineering works.



Visit us at

southwesternrailway.com

- Buying tickets online
- Plan your journey
- Special offers and days out
- Train times
- Live train information
- Latest news



Free Travel Alerts

southwesternrailway.com/alerts

Keeping our registered customers up-to-date with their service running information, delays and alterations.



Twitter

Customer Service

[@SW_Railway](https://twitter.com/SW_Railway) [@SW_Help](https://twitter.com/SW_Help)

Follow South Western Railway on Twitter and be the first to know what's happening on our network.



[Facebook.com/SWRailway](https://facebook.com/SWRailway)

Providing South Western Railway network information and details of our latest offers.



Customer Service Centre

0345 6000 650

Our UK based team are available 7 days a week from 6am to 10pm for:

- Ticket sales by credit or debit card
- Comments and suggestions



Assisted Travel

0800 5282 100 Textphone
0800 6920 792

A freephone service open 6am - 10pm for older and disabled passengers. We recommend booking assistance **24 hours in advance.**



National Rail Enquiries

03457 48 49 50

Train times, fares and rail information.

First MTR South Western Trains Limited (trading as South Western Railway) accepts no liability for any inaccuracy in the information contained in this timetable which is subject to alteration.

First MTR South Western Trains Limited. Registered in England and Wales 07900320.
Registered office: 4th Floor, Capital House, 25 Chapel Street, London NW1 5DH.
A First and MTR company.

South Western

 Railway



Please Recycle

PTT20 0518