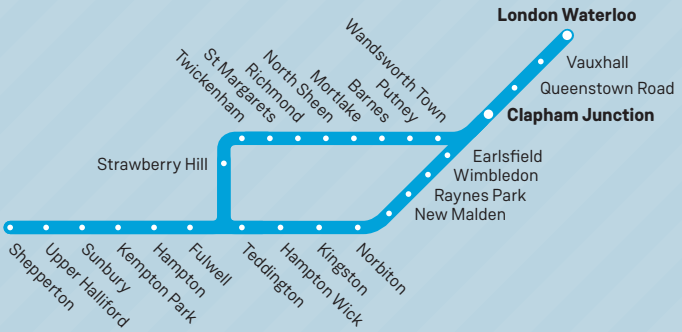


# 1

## Kingston Loop and Shepperton to London Waterloo



### Train times

19 May to 14 December 2019

## Your timetable

This timetable shows the full service between **Shepperton, Kingston and London Waterloo, and services between Kingston, Teddington and London Waterloo via Richmond.**

Our mini-guides offer a more convenient summary of services and are designed to fit easily into a wallet, purse or ticket holder. Mini-guides are available from staffed stations.

The following mini-guides are available for routes covered by this timetable.

- **Richmond to London Waterloo** - number 41
- **Twickenham to London Waterloo** - number 43

## Buy a ticket before you board

You need to buy a valid ticket before you get on your train. We know that most of our passengers do this before travelling, and we have a duty to those passengers to make sure no-one travels without paying. This is why we run a penalty-fares scheme across most of our network.

If you travel without a valid ticket to or from a station within the penalty-fares area, you may have to pay a penalty fare of £20 or twice the single fare to the next station your train stops at (whichever is higher). You will also have to buy a ticket for the rest of your journey.

We have a policy to, wherever possible, prosecute everyone who deliberately avoids paying.

## Automated Delay Repay

We have introduced a new Automated Delay Repay (ADR) system that drastically cuts the time it takes to claim and receive compensation if your train is late.

ADR works for all customers who have bought Advance tickets or a Touch Smartcard season ticket from our website.

If you have a Touch Smartcard season ticket, you will need to touch in and out at the beginning and end of your journey, sign up for a Delay Repay account at **[delayerpay.southwesternrailway.com](https://delayerpay.southwesternrailway.com)** and select 'Auto Delay Repay'. (The email addresses you use for 'My Account' and 'Delay Repay' must match.)

To find out more about Automated Delay Repay, visit: **[southwesternrailway.com/contact-and-help/refunds-and-compensation/delay-repay/automated-delay-repay](https://southwesternrailway.com/contact-and-help/refunds-and-compensation/delay-repay/automated-delay-repay)**.

## No-smoking policy

For the comfort of all our customers, smoking and using e-cigarettes is not allowed on any part of our trains or stations.

You can smoke outside the station entrance or in our car parks.

## Cycles on trains

The services in this timetable have limited room for cycles, so we have had to apply some restrictions. The ★ symbol, with train times printed in **blue**, shows which trains have restrictions. These restrictions are explained in the 'Guide to notes and symbols' section.

We will carry folding cycles on any train, as long as they can be folded small enough to be carried safely in the luggage rack. Cycles are not allowed on buses that replace trains during engineering work.

## Changes to train times

Network Rail need to do engineering work to maintain and improve the rail network. They do a lot of this work at weekends and during holiday periods, but they also need to do some work overnight during the week.

If we need to close rail lines so Network Rail can carry out work, buses will replace train services. We may also have to alter train services over a wider area.

Please check for any changes to train times before travelling at weekends, late in the evening or early in the morning.

Look for the 'Changes to train times' posters at stations, or visit our website at **[southwesternrailway.com](http://southwesternrailway.com)**.



## Windsor Lines Passengers Association

WLPA represents users of rail services from London Waterloo to Windsor and Reading including the Weybridge and Camberley branches and the Hounslow and Teddington Loops.

Email: **[membership@wlpa.co.uk](mailto:membership@wlpa.co.uk)**

Website: **[wlpa.co.uk](http://wlpa.co.uk)**

**MONDAY TO FRIDAY**
**London Waterloo and Wimbledon to Kingston, Richmond and the Shepperton branch**

	Notes	A		★		★	★A			★	★A	D		★	★A		★		★											
<b>London Waterloo</b>	d		0512		0550c	0612	0627			0642	0657			0712	0727		0742	0757	0812	0827	0842	0857	0912	0927	0942	0957	1012	1027	1042	
Vauxhall	d		0516		0554c	0616	0631			0646	0701			0716	0731		0746	0801	0816	0831	0846	0901	0916	0931	0946	1001	1016	1031	1046	
Clapham Junction	d		0521		0559c	0621	0636			0651	0706			0721	0736		0751	0806	0821	0836	0851	0906	0921	0936	0951	1006	1021	1036	1051	
Earlsfield	d		0524		0602c	0624	0639			0654	0709			0724	0739		0754	0809	0824	0839	0854	0909	0924	0939	0954	1009	1024	1039	1054	
Wimbledon	d		0528		0613	0628	0643			0658	0713			0728	0743		0758	0813	0828	0843	0858	0913	0928	0943	0958	1013	1028	1043	1058	
Raynes Park	d		0531		0616	0631	0646			0701	0716			0731	0746		0801	0816	0831	0846	0901	0916	0931	0946	1001	1016	1031	1046	1101	
New Malden	d		0534		0619	0634	0649			0704	0719			0734	0749		0804	0819	0834	0849	0904	0919	0934	0949	1004	1019	1034	1049	1104	
Norbiton	d		0537		0622	0637	0652			0707	0722			0737	0752		0807	0822	0837	0852	0907	0922	0937	0952	1007	1022	1037	1052	1107	
<b>Kingston</b>	a		0540		0625	0640	0655			0710	0725			0740	0755		0810	0825	0840	0855	0910	0925	0940	0955	1010	1025	1040	1055	1110	
<b>Kingston</b>	d		0540	0559	0629	0640	0659			0710	0729			0740	0759		0810	0829	0840	0859	0910	0929	0940	0959	1010	1029	1040	1059	1110	
Hampton Wick	d		0542	0601	0631	0642	0701			0712	0731			0742	0801		0812	0831	0842	0901	0912	0931	0942	1001	1012	1031	1042	1101	1112	
<b>Teddington</b>	d		0545	0605	0635	0645	0705			0715	0735			0745	0805		0815	0835	0845	0905	0915	0935	0945	1005	1015	1035	1045	1105	1115	
Fulwell	d		0549			0649			0707	0719			0733	0749			0819		0849		0919		0949		1019		1049		1119	
Hampton	d		0553			0653			0710	0723			0736	0753			0823		0853		0923		0953		1023		1053		1123	
Kempton Park	d								0714				0740	0756			0826		0856		0926		0956		1026		1056		1126	
Sunbury	d		0557			0657			0715	0727			0741	0758			0828		0858		0928		0958		1028		1058		1128	
Upper Halliford	d		0559			0659			0717	0729			0744	0800			0830		0900		0930		1000		1030		1100		1130	
<b>Shepperton</b>	a		0606b			0707b			0725b	0737b			0751b	0807b			0837b		0907b		0937b		1007b		1037b		1107b		1137b	
<b>Strawberry Hill</b>	d	0538		0608	0638		0708	0714					0738	0744			0808	0814		0838		0908		0938		1008		1038		1108
Twickenham	d	0543		0613	0643		0713	0727					0743	0757			0813	0827		0843		0913		0943		1013		1043		1113
St Margarets	d	0545		0615	0645		0715	0729					0745	0759			0815	0829		0845		0915		0945		1015		1045		1115
Richmond	d	0549		0619	0649		0719	0732					0749	0802			0819	0832		0849		0919		0949		1019		1049		1119
North Sheen	d	0551		0621	0651		0721	0734					0751	0804			0821	0834		0851		0921		0951		1021		1051		1121
Mortlake	d	0553		0623	0653		0723	0737					0753	0807			0823	0837		0853		0923		0953		1023		1053		1123
Barnes	d	0556		0626	0656		0726	0740					0756	0810			0826	0840		0856		0926		0956		1026		1056		1126
Putney	d	0559		0629	0659		0729	0743					0759	0813			0829	0843		0859		0929		0959		1029		1059		1129
Wandsworth Town	d	0602		0632	0702		0732	0746					0802	0816			0832	0846		0902		0932		1002		1032		1102		1132
Clapham Junction	d	0605		0635	0705		0735	0749					0805	0819			0835	0849		0905		0935		1005		1035		1105		1135
Queenstown Road	d	0608		0638	0708		0738	0752					0808	0822			0838	0852		0908		0938		1008		1038		1108		1138
Vauxhall	d	0612		0642	0712		0742	0756					0812	0826			0842	0856		0912		0942		1012		1042		1112		1142
<b>London Waterloo</b>	a	0616		0646	0718		0748	0804					0818	0834			0849	0904		0918		0948		1017		1046		1116		1146

Late night and weekend trains may be altered due to engineering works.  
Please check at [southwesternrailway.com](https://www.southwesternrailway.com) before travelling.

★ Passengers travelling with cycles may not join or leave services at stations with train times shown in blue.  
For guide to all other notes and symbols see end of timetable.

# MONDAY TO FRIDAY

# London Waterloo and Wimbledon to Kingston, Richmond and the Shepperton branch

Notes																*		*	*	* B	*	*	* B	*				
<b>London Waterloo</b>	d	1057	1112	1127	1142	1157	and at the same minutes past each hour until	1412	1427	1442	1457	1512	1527	1542	1557	1612	1627		1642	1657		1712	1727	1743	1747	1757	1813	1812
Vauxhall	d	1101	1116	1131	1146	1201		1416	1431	1446	1501	1516	1531	1546	1601	1616	1631		1646	1701		1716	1731	1747	1747	1801	1817	1817
Clapham Junction	d	1106	1121	1136	1151	1206		1421	1436	1451	1506	1521	1536	1551	1606	1621	1636		1651	1706		1721	1736	1753	1752	1806	1823	1822
Earlsfield	d	1109	1124	1139	1154	1209		1424	1439	1454	1509	1524	1539	1554	1609	1624	1639		1654	1709		1724	1739		1755	1809		1825
Wimbledon	d	1113	1128	1143	1158	1213		1428	1443	1458	1513	1528	1543	1558	1613	1628	1643		1658	1713		1728	1743		1759	1813		1829
Raynes Park	d	1116	1131	1146	1201	1216		1431	1446	1501	1516	1531	1546	1601	1616	1631	1646		1701	1716		1731	1746		1802	1816		1832
New Malden	d	1119	1134	1149	1204	1219		1434	1449	1504	1519	1534	1549	1604	1619	1634	1649		1704	1719		1734	1749		1805	1819		1835
Norbiton	d	1122	1137	1152	1207	1222		1437	1452	1507	1522	1537	1552	1607	1622	1637	1652		1707	1722		1737	1752		1808	1822		1838
<b>Kingston</b>	a	1125	1140	1155	1210	1225		1440	1455	1510	1525	1540	1555	1610	1625	1640	1655		1710	1725		1740	1755		1811	1825		1841
<b>Kingston</b>	d	1129	1140	1159	1210	1229		1440	1459	1510	1529	1540	1559	1610	1629	1640	1659		1710	1729		1740	1759		1811	1829		1841
Hampton Wick	d	1131	1142	1201	1212	1231		1442	1501	1512	1531	1542	1601	1612	1631	1642	1701		1712	1731		1742	1801		1813	1831		1843
<b>Teddington</b>	d	1135	1145	1205	1215	1235		1445	1505	1515	1535	1545	1605	1615	1635	1645	1705		1715	1735		1745	1805		1816	1835		1846
Fulwell	d		1149		1219			1449		1519		1549		1619		1649			1719			1749		1813	1820		1843	1850
Hampton	d		1153		1223			1453		1523		1553		1623		1653			1723			1753		1817	1824		1847	1854
Kempton Park	d		1156		1226			1456		1526		1556		1626		1656			1726			1756		1827			1857	
Sunbury	d		1158		1228			1458		1528		1558		1628		1658			1728			1758		1821	1829		1851	1859
Upper Halliford	d		1200		1230			1500		1530		1600		1630		1700			1730			1800		1823	1831		1853	1901
<b>Shepperton</b>	a		1207b		1237b			1507b		1537b		1607b		1637b		1707b			1737b			1806		1830b	1840		1900b	1910
<b>Strawberry Hill</b>	d	1138		1208		1238			1508		1538		1608		1638		1708	1731		1738	1759		1808			1838		
Twickenham	d	1143		1213		1243			1513		1543		1613		1643		1713	1735		1743	1803		1813			1843		
St Margarets	d	1145		1215		1245			1515		1545		1615		1645		1715			1745	1805		1815			1845		
Richmond	d	1149		1219		1249			1519		1549		1619		1649		1719	1740		1749	1808		1819			1849		
North Sheen	d	1151		1221		1251			1521		1551		1621		1651		1721			1751	1810		1821			1851		
Mortlake	d	1153		1223		1253			1523		1553		1623		1653		1723			1753	1813		1823			1853		
Barnes	d	1156		1226		1256			1526		1556		1626		1656		1726			1756	1816		1826			1856		
Putney	d	1159		1229		1259			1529		1559		1629		1659		1729			1759	1819		1829			1859		
Wandsworth Town	d	1202		1232		1302			1532		1602		1632		1702		1732			1802			1832			1902		
Clapham Junction	d	1205		1235		1305			1535		1605		1635		1705		1735	1749		1805	1824		1835			1905		
Queenstown Road	d	1208		1238		1308			1538		1608		1638		1708		1739			1808			1838			1908		
Vauxhall	d	1212		1242		1312			1542		1612		1642		1712		1743			1812	1830		1842			1912		
<b>London Waterloo</b>	a	1216		1246		1316			1546		1616		1649		1719		1747	1758		1819	1835		1849			1916		

Late night and weekend trains may be altered due to engineering works.

Please check at [southwesternrailway.com](http://southwesternrailway.com) before travelling.

★ Passengers travelling with cycles may not join or leave services at stations with train times shown in blue.

For guide to all other notes and symbols see end of timetable.

## MONDAY TO FRIDAY

## London Waterloo and Wimbledon to Kingston, Richmond and the Shepperton branch

	Notes	★	★ B	★	★																									
<b>London Waterloo</b>	d	1827	1843	1842	1857	1912	1927	1942	1957	2012	2027	2042	2057	2112	2127	2142	2157	2212	2227	2242	2257	2312	2327	2357	0042					
Vauxhall	d	1831	1847	1847	1901	1917	1931	1946	2001	2016	2031	2046	2101	2116	2131	2146	2201	2216	2231	2246	2301	2316	2331	0001	0046					
Clapham Junction	d	1836	1853	1852	1906	1922	1936	1951	2006	2021	2036	2051	2106	2121	2136	2151	2206	2221	2236	2251	2306	2321	2336	0006	0051					
Earlsfield	d	1839		1855	1909	1925	1939	1954	2009	2024	2039	2054	2109	2124	2139	2154	2209	2224	2239	2254	2309	2324	2339	0009						
Wimbledon	d	1843		1859	1913	1929	1943	1958	2013	2028	2043	2058	2113	2128	2143	2158	2213	2228	2243	2258	2313	2328	2343	0013	0105					
Raynes Park	d	1846		1902	1916	1932	1946	2001	2016	2031	2046	2101	2116	2131	2146	2201	2216	2231	2246	2301	2316	2331	2346	0016	0108					
New Malden	d	1849		1905	1919	1935	1949	2004	2019	2034	2049	2104	2119	2134	2149	2204	2219	2234	2249	2304	2319	2334	2349	0019	0111					
Norbiton	d	1852		1908	1922	1938	1952	2007	2022	2037	2052	2107	2122	2137	2152	2207	2222	2237	2252	2307	2322	2337	2352	0022	0114					
<b>Kingston</b>	a	1855		1911	1925	1941	1955	2010	2025	2040	2055	2110	2125	2140	2155	2210	2225	2240	2255	2310	2325	2340	2355	0025	0117					
<b>Kingston</b>	d	1859		1911	1929	1941	1959	2010	2029	2040	2059	2110	2129	2140	2159	2210	2229	2240	2259	2310	2329	2340	2355	0025	0117					
Hampton Wick	d	1901		1913	1931	1943	2001	2012	2031	2042	2101	2112	2131	2142	2201	2212	2231	2242	2301	2312	2331	2342	2357	0027	0122s					
<b>Teddington</b>	d	1905		1916	1935	1946	2005	2015	2035	2045	2105	2115	2135	2145	2205	2215	2235	2245	2305	2315	2335	2345	2359	0030	0125s					
Fulwell	d		1913	1920		1950		2019		2049		2119		2149		2219		2249		2319		2349		0034						
Hampton	d		1917	1924		1954		2023		2053		2123		2153		2223		2253		2323		2353		0038						
Kempton Park	d			1927		1957		2026		2056		2126		2156		2226		2256		2326		2356		0041						
Sunbury	d		1921	1929		1959		2028		2058		2128		2158		2228		2258		2328		2358		0043						
Upper Halliford	d		1923	1931		2001		2030		2100		2130		2200		2230		2300		2330		2359		0045						
<b>Shepperton</b>	a		1930b	1939		2007b		2037b		2107b		2137b		2207b		2237b		2307b		2337b		0007b		0052b						
<b>Strawberry Hill</b>	d	1908			1938		2008		2038		2108		2138		2208		2238		2308		2338		0003		0128a					
Twickenham	d	1913			1943		2013		2043		2113		2143		2213		2243		2313		2343		0006a							
St Margarets	d	1915			1945		2015		2045		2115		2145		2215		2245		2315		2345									
Richmond	d	1919			1949		2019		2049		2119		2149		2219		2249		2319		2349		0015e							
North Sheen	d	1921			1951		2021		2051		2121		2151		2221		2251		2321		2351									
Mortlake	d	1923			1953		2023		2053		2123		2153		2223		2253		2323		2353									
Barnes	d	1926			1956		2026		2056		2126		2156		2226		2256		2326		2356									
Putney	d	1929			1959		2029		2059		2129		2159		2229		2259		2329		2359									
Wandsworth Town	d	1932			2002		2032		2102		2132		2202		2232		2302		2332		0002									
Clapham Junction	d	1935			2005		2035		2105		2135		2205		2235		2305		2335		0005		0023e							
Queenstown Road	d	1938			2008		2038		2108		2138		2208		2238		2308		2338		0008									
Vauxhall	d	1942			2012		2042		2112		2142		2212		2242		2312		2342		0012									
<b>London Waterloo</b>	a	1946			2016		2046		2116		2146		2216		2246		2316		2347		0016		0038e							

Late night and weekend trains may be altered due to engineering works.  
Please check at [southwesternrailway.com](http://southwesternrailway.com) before travelling.

★ Passengers travelling with cycles may not join or leave services at stations with train times shown in blue.

For guide to all other notes and symbols see end of timetable.









**SUNDAY**
**London Waterloo and Wimbledon to Kingston, Richmond and the Shepperton branch**

Notes														H				H				H						H		
<b>London Waterloo</b>	d	0618	0718	0748	0818	0848	0918	0948	1018	1048	1118	1148		1218				1318			1348			1418						
Vauxhall	d	0622	0722	0752	0822	0852	0922	0952	1022	1052	1122	1152		1222				1322			1352			1422			1648	1718		
Clapham Junction	d	0627	0727	0757	0827	0857	0927	0957	1027	1057	1127	1157		1227				1327			1357			1427			1652	1722		
Earlsfield	d		0730	0800	0830	0900	0930	1000	1030	1100	1130	1200		1230				1330			1400			1430			1657	1727		
Wimbledon	d	0634	0734	0804	0834	0904	0934	1004	1034	1104	1134	1204		1234				1334			1404			1434			1700	1730		
Raynes Park	d	0637	0738	0807	0838	0907	0937	1007	1037	1107	1137	1207		1237				1337			1407			1437			1704	1734		
New Malden	d	0640	0740	0811	0840	0910	0940	1010	1040	1110	1140	1210		1240				1340			1410			1440			1707	1737		
																												1710	1740	
Norbiton	d	0643	0744	0813	0844	0913	0943	1013	1043	1113	1143	1213		1243				1343			1413			1443			1713	1743		
<b>Kingston</b>	a	0646	0746	0816	0846	0915	0946	1016	1046	1116	1146	1216		1246				1346			1416			1446			1716	1746		
<b>Kingston</b>	d	0649	0749	0816	0849	0916	0949	1016	1049	1116	1149	1216	1235	1249				1349	1335		1416	1435		1449			1716	1735	1749	
Hampton Wick	d	0651	0751	0818	0851	0918	0951	1018	1051	1118	1151	1218	1237	1251				1349	1337		1418	1437		1451			1718	1737	1751	
<b>Teddington</b>	d	0656	0756	0822	0856	0921	0956	1021	1056	1121	1156	1221	1240	1256				1356	1340		1421	1440		1456			1721	1740	1756	
Fulwell	d			0825		0925		1025		1125		1225						1325			1425						1725			
Hampton	d			0830		0929		1029		1129		1229						1329			1429						1729			
Kempton Park	d			0832		0932		1032		1132		1232						1332			1432						1732			
Sunbury	d			0835		0934		1034		1134		1234						1334			1434						1734			
Upper Halliford	d			0837		0936		1036		1136		1236						1336			1436						1736			
<b>Shepperton</b>	a			0842b		0942b		1041b		1141b		1241b						1341b			1441b						1741b			
<b>Strawberry Hill</b>	d	0659	0759		0859		0959		1059		1159		1243	1259				1343	1359			1443	1459					1743	1759	
Twickenham	d	0703	0803		0903		1003		1103		1203		1256k	1303	1256			1356k	1403	1356		1456k	1503	1456			1756k	1803	1756	
St Margarets	d	0705	0805		0905		1005		1105		1205		1305					1405				1505					1805			
Richmond	d	0709	0809		0909		1009		1109		1209		1309					1408				1509					1809			
North Sheen	d	0711	0811		0911		1011		1111		1211		1311					1410				1511					1811			
Mortlake	d	0713	0813		0913		1013		1113		1213		1313					1413				1513					1813			
Barnes	d	0716	0816		0916		1016		1116		1216		1316	1323				1416	1423			1516	1523				1816	1823		
Putney	d	0719	0819		0919		1019		1119		1219		1319	1326				1419	1426			1519	1526				1819	1826		
Wandsworth Town	d	0722	0822		0922		1022		1122		1222		1322	1329				1422	1429			1522	1529				1822	1829		
Clapham Junction	d	0725	0825		0925		1025		1125		1225		1325	1332				1425	1432			1525	1532				1825	1832		
Queenstown Road	d	0728	0828		0928		1028		1128		1228		1328	1335				1428	1435			1528	1535				1828	1835		
Vauxhall	d	0732	0832		0932		1032		1132		1232		1332	1338				1432	1438			1532	1538				1832	1838		
<b>London Waterloo</b>	a	0736	0836		0936		1036		1136		1236		1336	1343				1441	1443			1536	1543				1836	1843		

and at the same minutes past each hour until

Late night and weekend trains may be altered due to engineering works. Please check at [southwesternrailway.com](http://southwesternrailway.com) before travelling.

For guide to notes and symbols see end of timetable.

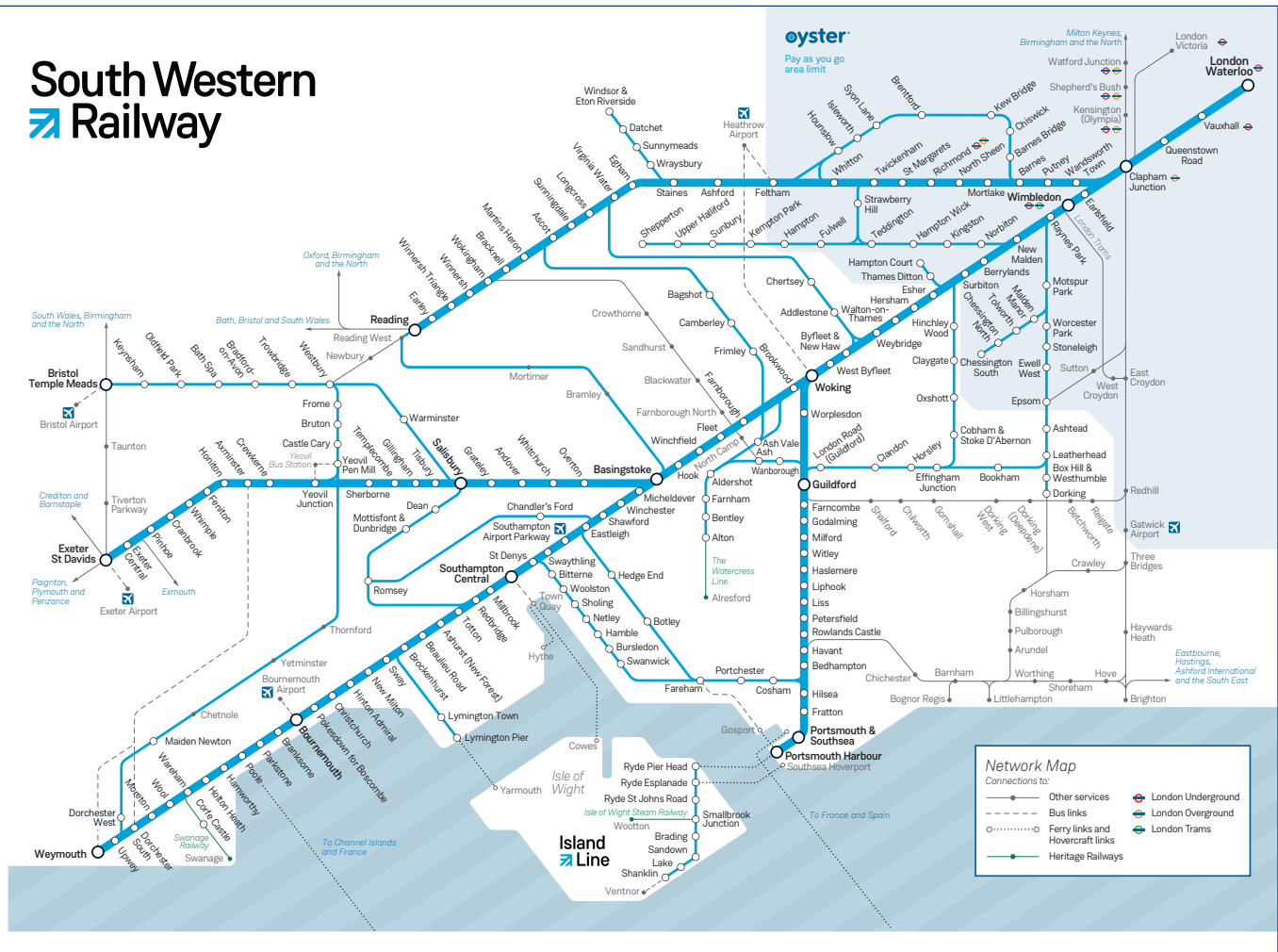
**SUNDAY**
**London Waterloo and Wimbledon to Kingston, Richmond and the Shepperton branch**

Notes					H				H				H				H			H							
<b>London Waterloo</b>	d	1748		1818		1848		1918		1948		2018		2048		2118		2148		2218		2248		2318	0042		
Vauxhall	d	1752		1822		1852		1922		1952		2022		2052		2122		2152		2222		2252		2322	0046		
Clapham Junction	d	1757		1827		1857		1927		1957		2027		2057		2127		2157		2227		2257		2327	0051		
Earlsfield	d	1800		1830		1900		1930		2000		2030		2100		2130		2200		2230		2300		2330			
Wimbledon	d	1804		1834		1904		1934		2004		2034		2104		2134		2204		2234		2304		2334	0105		
Raynes Park	d	1807		1837		1907		1937		2007		2037		2107		2137		2207		2237		2307		2337	0108		
New Malden	d	1810		1840		1910		1940		2010		2040		2110		2140		2210		2240		2310		2340	0111		
Norbiton	d	1813		1843		1913		1943		2013		2043		2113		2143		2213		2243		2313		2343	0114		
<b>Kingston</b>	a	1816		1846		1916		1946		2016		2046		2116		2146		2216		2246		2316		2346	0117		
<b>Kingston</b>	d	1816	1835	1849		1916	1935	1949		2016	2035	2049		2116	2135	2149		2216	2235	2249		2316	2335	2347	0117		
Hampton Wick	d	1818	1837	1851		1918	1937	1951		2018	2037	2051		2118	2137	2151		2218	2237	2251		2318	2337	2349	0122s		
<b>Teddington</b>	d	1821	1840	1856		1921	1940	1956		2021	2040	2056		2121	2140	2156		2221	2240	2256		2321	2340	2351	0125s		
Fulwell	d	1825				1925				2025				2125				2225				2325					
Hampton	d	1829				1929				2029				2129				2229				2329					
Kempton Park	d	1832				1932				2032				2132				2232				2332					
Sunbury	d	1834				1934				2034				2134				2234				2334					
Upper Halliford	d	1836				1936				2036				2136				2236				2336					
<b>Shepperton</b>	a	1841b				1941b				2041b				2141b				2241b				2341b					
<b>Strawberry Hill</b>	d		1843	1859	—		1943	1959	—		2043	2059	—		2143	2159	—		2243	2259	—		2343	2354a	0128a		
Twickenham	d		1856k	1903	1856		1956k	2003	1956		2056k	2103	2056		2156k	2203	2156		2256k	2303	2256		2346a				
St Margarets	d		—	1905	—		2005	—			2105	—			2205	—			2305	—							
Richmond	d			1909			2009				2109				2209				2309			2358e					
North Sheen	d			1911			2011				2111				2211				2311								
Mortlake	d			1913			2013				2113				2213				2313								
Barnes	d			1916	1923		2016	2023			2116	2123			2216	2223			2316	2323							
Putney	d			1919	1926		2019	2026			2119	2126			2219	2226			2319	2326			0004e				
Wandsworth Town	d			1922	1929		2022	2029			2122	2129			2222	2229			2322	2329							
Clapham Junction	d			1925	1932		2025	2032			2125	2132			2225	2232			2325	2332			0009e				
Queenstown Road	d			1928	1935		2028	2035			2128	2135			2228	2235			2328	2335							
Vauxhall	d			1932	1938		2032	2038			2132	2138			2232	2238			2332	2338			0014e				
<b>London Waterloo</b>	a			1936	1943		2036	2043			2136	2143			2236	2243			2336	2343			0019e				

Late night and weekend trains may be altered due to engineering works. Please check at [southwesternrailway.com](http://southwesternrailway.com) before travelling.

For guide to notes and symbols see end of timetable.

# South Western Railway



## Changing trains

Most journeys shown in this timetable are direct trains, shown in **bold type**. However, you may be able to make other journeys or reach your destination more quickly by changing trains. To help you find these alternative trains, we show them in the timetable with *light italic type*. A letter against the time will show where you need to change trains – please check the ‘Notes’ section for an explanation of these letters.

Please allow plenty of time to change trains. At most stations you will need to allow at least five minutes. You will need longer at some stations, and this is shown in the ‘Station information’ table in this timetable. For example **ⓐ** means you should allow 10 minutes to change trains at this station.

**MONDAY TO FRIDAY**
**Shepperton branch, Richmond and Kingston to Wimbledon and London Waterloo**

Notes		B				★	★	★	★	★B	★	C	★	★	★B	★	★	★	★B	★	★	★	★														
<b>London Waterloo</b>	d			0533		0603		0633					0703								0803		0833			0903							0933				
Vauxhall	d			0537		0607		0637					0707								0807		0837			0907							0937				
Queenstown Road	d			0540		0610		0640					0710								0810		0840			0910							0940				
Clapham Junction	d			0543		0613		0643					0713								0813		0843			0913							0943				
Wandsworth Town	d			0546		0616		0646					0716								0816		0846			0916							0946				
Putney	d			0549		0619		0649					0719								0819		0849			0919							0949				
Barnes	d			0552		0622		0652					0722								0823		0853			0922							0952				
Mortlake	d			0554		0624		0654					0724								0825		0855			0924							0954				
North Sheen	d			0556		0626		0656					0726								0827		0857			0926							0956				
Richmond	d			0559		0629		0659					0729								0830		0900			0929							0959				
St Margarets	d			0601		0631		0701					0731								0801		0832			0931							1001				
Twickenham	d	0452		0604		0634		0704				0727	0734	0737							0804	0807			0835	0905	0934						1004				
<b>Strawberry Hill</b>	d	0455		0607		0637		0707				0730	0737	0746							0807	0816			0838	0908	0937						1007				
<b>Shepperton</b>	d		0523			0610		0640				0700	0711								0730	0741			0800	0811							0911	0941	1011		
Upper Halliford	d		0526			0613		0643				0703	0714								0733	0744			0803	0814							0914	0944	1014		
Sunbury	d		0528			0615		0645				0705	0716								0735	0746			0805	0816							0916	0946	1016		
Kempton Park	d																										0918						0948	1018			
Hampton	d		0533			0620		0650				0709	0720								0739	0750			0809	0820						0921	0951	1021			
Fulwell	d		0536			0623		0653				0712	0723								0742	0753			0812	0823						0924	0954	1024			
<b>Teddington</b>	d	0459		0544	0611	0628	0641	0658	0711	0719			0728								0758	0811	0819			0828	0841	0858	0912	0929	0941	0959	1011	1029			
Hampton Wick	d	0501		0546	0614	0630	0644	0700	0714	0721			0730								0800	0814	0821			0830	0844	0900	0914	0931	0944	1001	1014	1031			
<b>Kingston</b>	a	0503		0548	0616	0632	0646	0702	0716	0723			0732								0802	0816	0823			0832	0846	0902	0916	0933	0946	1003	1016	1033			
<b>Kingston</b>	d	0504		0549	0619	0633	0648	0703	0718	0725			0733								0748	0755			0803	0818	0825	0833	0848	0903	0918	0934	0948	1004	1018	1034	
Norbiton	d	0506		0551	0621	0635	0650	0705	0720	0727			0735								0805	0820	0827			0835	0850	0905	0920	0936	0950	1006	1020	1036			
New Malden	d	0510		0555	0625	0640	0655	0709	0725	0731			0740								0755	0801			0810	0825	0831						0940	0955	1010	1025	1040
Raynes Park	d	0513		0558	0628	0643	0658	0712	0728	0734			0743								0758	0804			0813	0828	0834						0943	0958	1013	1028	1043
Wimbledon	d	0517		0602	0632	0647	0702	0716	0732	0738			0747								0802	0808			0817	0832	0838						0947	1002	1017	1032	1047
Earlsfield	d	0521		0605	0635	0651	0706	0720	0736	0742			0751								0806	0812			0821	0836	0842						0950	1005	1020	1035	1050
Clapham Junction	d	0525	0605	0609	0639	0655	0710	0724	0740	0746	0749		0755								0810	0816	0819		0825	0840	0846	0849	0855	0910	0925	0940	0954	1009	1024	1039	1054
Vauxhall	d	0531	0612	0614	0644	0700	0715	0729	0745	0751	0756		0800								0815	0821	0826		0830	0845	0851	0856	0900	0915	0930	0945	0959	1014	1029	1044	1059
<b>London Waterloo</b>	a	0535	0616	0620	0649	0706	0722	0735	0751	0758	0804	0806		0821	0827	0834	0836	0851	0857	0904	0906	0922	0936	0951	1004	1019	1034	1049	1064	1079	1094	1109	1124				

Late night and weekend trains may be altered due to engineering works.

 Please check at [southwesternrailway.com](http://southwesternrailway.com) before travelling.

★ Passengers travelling with cycles may not join or leave services at stations with train times shown in blue.

For guide to all other notes and symbols see end of timetable.



**MONDAY TO FRIDAY**
**Shepperton branch, Richmond and Kingston to Wimbledon and London Waterloo**

	Notes	★	★		★	★ C		★		★ C	★		★ C																			
<b>London Waterloo</b>	d	1701	1713		1731	1743		1801		1813	1831		1843	1901			1933			2003		2033		2103		2133		2203		2233		
Vauxhall	d	1705	1717		1735	1747		1805		1817	1835		1847	1905			1937			2007		2037		2107		2137		2207		2237		
Queenstown Road	d	1708			1738			1808			1838			1908			1940			2010		2040		2110		2140		2210		2240		
Clapham Junction	d	1711	1723		1742	1753		1811		1823	1841		1853	1911			1943			2013		2043		2113		2143		2213		2243		
Wandsworth Town	d	1714			1744			1814			1844			1914			1946			2016		2046		2116		2146		2216		2246		
Putney	d	1717	1727		1747	1757		1817		1827	1847		1857	1917			1949			2019		2049		2119		2149		2219		2249		
Barnes	d	1722			1752			1822			1852			1922			1952			2022		2052		2122		2152		2222		2252		
Mortlake	d	1724			1754			1824			1854			1924			1954			2024		2054		2124		2154		2224		2254		
North Sheen	d	1726			1756			1826			1856			1926			1956			2026		2056		2126		2156		2226		2256		
Richmond	d	1729	1733		1759	1803		1829		1833	1859		1903	1929			1959			2029		2059		2129		2159		2229		2259		
St Margarets	d	1731			1801			1831			1901			1931			2001			2031		2101		2131		2201		2231		2301		
Twickenham	d	1734	1737		1804	1807		1834		1837	1904		1907	1934			2004			2034		2104		2134		2204		2234		2304		
<b>Strawberry Hill</b>	d	1737	1741		1807	1811		1837		1841	1907		1911	1937			2007			2037		2107		2137		2207		2237		2307		
<b>Shepperton</b>	d				1741			1811			1836			1906			1936			2011		2041		2111		2141		2211		2241		2311
Upper Halliford	d				1744			1814			1839			1909			1939			2014		2044		2114		2144		2214		2244		2314
Sunbury	d				1746			1816			1841			1911			1941			2016		2046		2116		2146		2216		2246		2316
Kempton Park	d				1748			1818			1843			1913			1943			2018		2048		2118		2148		2218		2248		2318
Hampton	d				1751			1821			1851			1921			1951			2021		2051		2121		2151		2221		2251		2321
Fulwell	d				1754			1824			1854			1924			1954			2024		2054		2124		2154		2224		2254		2324
<b>Teddington</b>	d	1743	1752	1759	1813		1829	1843	1859		1913	1929		1943	1959	2011	2029	2041	2059	2111	2129	2141	2159	2211	2229	2241	2259	2311	2329			
Hampton Wick	d	1746	1754	1801	1816		1831	1846	1901		1916	1931		1946	2001	2014	2031	2044	2101	2114	2131	2144	2201	2214	2231	2244	2301	2314	2331			
<b>Kingston</b>	a	1748	1756	1803	1818		1833	1848	1903		1918	1933		1948	2003	2016	2033	2046	2103	2116	2133	2146	2203	2216	2233	2246	2303	2316	2333			
<b>Kingston</b>	d	1748	1758	1804	1818		1834	1848	1904		1918	1934		1948	2004	2018	2034	2048	2104	2118	2134	2148	2204	2218	2234	2248	2304	2318	2334			
Norbiton	d	1750	1800	1806	1820		1836	1850	1906		1920	1936		1950	2006	2020	2036	2050	2106	2120	2136	2150	2206	2220	2236	2250	2306	2320	2336			
New Malden	d	1755	1804	1810	1825		1840	1855	1910		1925	1940		1955	2010	2025	2040	2055	2110	2125	2140	2155	2210	2225	2240	2255	2310	2325	2341			
Raynes Park	d	1757	1806	1813	1828		1843	1858	1913		1928	1943		1958	2013	2028	2043	2058	2113	2128	2143	2158	2213	2228	2243	2258	2313	2328	2343			
Wimbledon	d	1801	1810	1817	1832		1847	1902	1917		1932	1947		2002	2017	2032	2047	2102	2117	2132	2147	2202	2217	2232	2247	2302	2317	2332	2350			
Earlsfield	d	1805	1814	1820	1835		1850	1905	1920		1935	1950		2005	2020	2035	2050	2105	2120	2135	2150	2205	2220	2235	2250	2305	2320	2336	2353			
Clapham Junction	d	1809	1818	1824	1839		1854	1909	1924		1939	1954		2009	2024	2039	2054	2109	2124	2139	2154	2209	2224	2239	2254	2309	2325	2340	2357			
Vauxhall	d	1814	1823	1829	1844		1859	1914	1929		1944	1959		2014	2029	2044	2059	2114	2129	2144	2159	2214	2229	2244	2259	2314	2330	2345	0002			
<b>London Waterloo</b>	a	1818	1828	1834	1849		1905	1919	1934		1949	2004		2019	2034	2049	2104	2119	2134	2150	2204	2219	2234	2249	2304	2319	2334	2352	0008			

Late night and weekend trains may be altered due to engineering works.  
Please check at [southwesternrailway.com](http://southwesternrailway.com) before travelling.

★ Passengers travelling with cycles may not join or leave services at stations with train times shown in blue.  
For guide to all other notes and symbols see end of timetable.

**MONDAY TO FRIDAY****Shepperton branch, Richmond and Kingston to Wimbledon and London Waterloo**

Notes																								
<b>London Waterloo</b>	d	2303	2333	0018																				
Vauxhall	d	2307	2337	0022																				
Queenstown Road	d	2310	2340	0025																				
Clapham Junction	d	2313	2343	0030																				
Wandsworth Town	d	2316	2346	0033																				
Putney	d	2319	2349	0036																				
Barnes	d	2322	2352	0039																				
Mortlake	d	2324	2354	0041																				
North Sheen	d	2326	2356	0043																				
Richmond	d	2329	2359	0046																				
St Margarets	d	2331	0001	0048																				
Twickenham	d	2334	0004	0051																				
<b>Strawberry Hill</b>	d	2337	0008	0054s																				
<b>Shepperton</b>	d																							
Upper Halliford	d																							
Sunbury	d																							
Kempton Park	d																							
Hampton	d																							
Fulwell	d																							
<b>Teddington</b>	d	2341	0011	0057s																				
Hampton Wick	d	2344	0013	0100s																				
<b>Kingston</b>	a	2346	0015	0102																				
<b>Kingston</b>	d	2349																						
Norbiton	d	2351																						
New Malden	d	2355																						
Raynes Park	d	2358																						
Wimbledon	d	0002																						
Earlsfield	d	0005																						
Clapham Junction	d	0009																						
Vauxhall	d	0014																						
<b>London Waterloo</b>	a	0022																						

Late night and weekend trains may be altered due to engineering works.  
Please check at **southwesternrailway.com** before travelling.

For guide to all other notes and symbols see end of timetable.







**SATURDAY** Shepperton branch, Richmond and Kingston to Wimbledon and London Waterloo

Notes																											
<b>London Waterloo</b>	d	1903		1933		2003		2033		2103		2133		2203		2233		2303	2333	0018							
Vauxhall	d	1907		1937		2007		2037		2107		2137		2207		2237		2307	2337	0022							
Queenstown Road	d	1910		1940		2010		2040		2110		2140		2210		2240		2310	2340	0028							
Clapham Junction	d	1913		1943		2013		2043		2113		2143		2213		2243		2313	2343	0031							
Wandsworth Town	d	1916		1946		2016		2046		2116		2146		2216		2246		2316	2346	0033							
Putney	d	1919		1949		2019		2049		2119		2149		2219		2249		2319	2349	0036							
Barnes	d	1922		1952		2022		2052		2122		2152		2222		2252		2322	2352	0039							
Mortlake	d	1924		1954		2024		2054		2124		2154		2224		2254		2324	2354	0042							
North Sheen	d	1926		1956		2026		2056		2126		2156		2226		2256		2326	2356	0044							
Richmond	d	1929		1959		2029		2059		2129		2159		2229		2259		2329	2359	0046							
St Margarets	d	1931		2001		2031		2101		2131		2201		2231		2301		2331	0001	0049							
Twickenham	d	1934		2004		2034		2104		2134		2204		2234		2304		2334	0004	0051							
<b>Strawberry Hill</b>	d	1937		2007		2037		2107		2137		2207		2237		2307		2337	0009	0055s							
<b>Shepperton</b>	d		1941		2011		2041		2111		2141		2211		2241		2311										
Upper Halliford	d		1944		2014		2044		2114		2144		2214		2244		2314										
Sunbury	d		1946		2016		2046		2116		2146		2216		2246		2316										
Kempton Park	d		1948		2018		2048		2118		2148		2218		2248		2318										
Hampton	d		1951		2021		2051		2121		2151		2221		2251		2321										
Fulwell	d		1954		2024		2054		2124		2154		2224		2254		2324										
<b>Teddington</b>	d	1941	1959	2011	2029	2041	2059	2111	2129	2141	2159	2211	2229	2241	2259	2311	2329	2341	0012	0058s							
Hampton Wick	d	1944	2001	2014	2031	2044	2101	2114	2131	2144	2201	2214	2231	2244	2301	2314	2331	2344	0014	0100s							
<b>Kingston</b>	a	1946	2003	2016	2033	2046	2103	2116	2133	2146	2203	2216	2233	2246	2303	2316	2333	2346	0016	0103							
<b>Kingston</b>	d	1948	2004	2018	2034	2048	2104	2118	2134	2148	2204	2218	2234	2248	2304	2318	2334	2348									
Norbiton	d	1950	2006	2020	2036	2050	2106	2120	2136	2150	2206	2220	2236	2250	2306	2320	2336	2350									
New Malden	d	1955	2010	2025	2040	2055	2110	2125	2140	2155	2210	2225	2240	2255	2310	2325	2340	2355									
Raynes Park	d	1958	2013	2028	2043	2058	2113	2128	2143	2158	2213	2228	2243	2258	2313	2328	2343	2358									
Wimbledon	d	2002	2017	2032	2047	2102	2117	2132	2147	2202	2217	2232	2247	2302	2317	2332	2347	0002									
Earlsfield	d	2005	2020	2035	2050	2106	2120	2135	2150	2205	2220	2235	2250	2305	2320	2335	2350	0005									
Clapham Junction	d	2009	2024	2039	2054	2109	2124	2139	2154	2209	2224	2239	2254	2309	2324	2339	2354	0009									
Vauxhall	d	2014	2029	2044	2059	2114	2129	2144	2159	2214	2229	2244	2259	2314	2329	2344	2359	0015									
<b>London Waterloo</b>	a	2019	2035	2049	2105	2119	2135	2149	2205	2219	2235	2249	2304	2319	2335	2349	0004	0022									

Late night and weekend trains may be altered due to engineering works. Please check at [southwesternrailway.com](http://southwesternrailway.com) before travelling.

For guide to notes and symbols see end of timetable.

## SUNDAY

## Shepperton branch, Richmond and Kingston to Wimbledon and London Waterloo

Notes																	H		H		H		H		H				
<b>London Waterloo</b>	d	0614		0714		0814		0914		1014		1114		1214		1314		1414	1420		1514	1520		1614	1620		1714	1720	
Vauxhall	d	0618		0718		0818		0918		1018		1118		1219		1318		1418	1424		1518	1524		1618	1624		1718	1724	
Queenstown Road	d	0621		0721		0821		0921		1021		1121		1221		1321		1421	1427		1521	1527		1621	1627		1721	1727	
Clapham Junction	d	0624		0724		0824		0924		1024		1124		1224		1324		1424	1430		1524	1530		1624	1630		1724	1730	
Wandsworth Town	d	0627		0727		0827		0927		1027		1127		1227		1327		1427	1433		1527	1533		1627	1633		1727	1733	
Putney	d	0630		0730		0830		0930		1030		1130		1230		1330		1430	1436		1530	1536		1630	1636		1730	1736	
Barnes	d	0633		0733		0833		0933		1033		1133		1233		1333		1433	1439		1533	1539		1633	1639		1733	1739	
Mortlake	d	0635		0735		0835		0935		1035		1135		1235		1335		1435			1535			1635			1735		
North Sheen	d	0637		0737		0837		0937		1037		1137		1237		1337		1437			1537			1637			1737		
Richmond	d	0640		0740		0840		0940		1040		1140		1240		1340		1440			1540			1640			1740		
St Margarets	d	0642		0742		0842		0942		1042		1142		1242		1342		1442			1542			1642			1742		
Twickenham	d	0645		0745		0845		0945		1045		1145		1245		1345		1445	1511		1545	1611		1645	1711		1745	1811	
<b>Strawberry Hill</b>	d	0649		0749		0849		0949		1049		1149		1249		1349		1449	1514		1549	1614		1649	1714		1749	1814	
<b>Shepperton</b>	d			0711		0811		0911		1011		1111		1211		1311		1411			1511			1611			1711		1811
Upper Halliford	d			0714		0814		0914		1014		1114		1214		1314		1414			1514			1614			1714		1814
Sunbury	d			0716		0816		0916		1016		1116		1216		1316		1416			1516			1616			1716		1816
Kempton Park	d			0718		0818		0918		1018		1118		1218		1318		1418			1518			1618			1718		1818
Hampton	d			0721		0821		0921		1021		1121		1221		1321		1421			1521			1621			1721		1821
Fulwell	d			0724		0824		0924		1024		1124		1224		1324		1424			1524			1624			1724		1824
<b>Teddington</b>	d	0655	0729	0755	0829	0855	0929	0955	1029	1055	1129	1155	1229	1255	1329	1355	1429	1455	1517	1529	1555	1617	1629	1655	1717	1729	1755	1817	1829
Hampton Wick	d	0657	0731	0757	0831	0857	0931	0957	1031	1057	1131	1157	1231	1257	1331	1357	1431	1457	1520	1531	1557	1620	1631	1657	1720	1731	1757	1820	1831
<b>Kingston</b>	a	0659	0733	0759	0833	0859	0933	0959	1033	1059	1133	1159	1233	1259	1333	1359	1433	1459	1522	1533	1559	1622	1633	1659	1722	1733	1759	1822	1833
<b>Kingston</b>	d	0704	0734	0804	0834	0904	0934	1004	1034	1104	1134	1204	1234	1304	1334	1404	1434	1504		1534	1604		1634	1704		1734	1804	1834	
Norbiton	d	0706	0736	0806	0836	0906	0936	1006	1036	1106	1136	1206	1236	1306	1336	1406	1436	1506		1536	1606		1636	1706		1736	1806	1836	
New Malden	d	0710	0740	0810	0840	0910	0940	1010	1040	1110	1140	1210	1240	1310	1340	1410	1440	1510		1540	1610		1640	1710		1740	1810	1840	
Raynes Park	d	0713	0743	0813	0843	0913	0943	1013	1043	1113	1143	1213	1243	1313	1343	1413	1443	1513		1543	1613		1643	1713		1743	1813	1843	
Wimbledon	d	0720	0747	0817	0847	0917	0948	1017	1047	1117	1147	1217	1247	1317	1347	1417	1447	1517		1547	1617		1647	1717		1747	1817	1847	
Earlsfield	d	0724	0751	0821	0851	0921	0951	1020	1050	1120	1150	1220	1250	1320	1350	1420	1450	1520		1550	1620		1650	1720		1750	1820	1850	
Clapham Junction	d	0728	0757	0827	0857	0925	0955	1024	1054	1124	1154	1224	1254	1324	1354	1424	1454	1524		1554	1624		1654	1724		1754	1824	1854	
Vauxhall	d	0733	0802	0832	0902	0930	1000	1032	1059	1132	1159	1229	1259	1329	1359	1429	1459	1529		1559	1629		1659	1729		1759	1829	1859	
<b>London Waterloo</b>	a	0739	0808	0838	0908	0936	1007	1036	1104	1136	1209	1234	1304	1334	1404	1434	1504	1534		1604	1634		1704	1734		1804	1834	1904	

Late night and weekend trains may be altered due to engineering works.

Please check at [southwesternrailway.com](http://southwesternrailway.com) before travelling.

For guide to notes and symbols see end of timetable.

# SUNDAY





# Shepperton branch, Richmond and Kingston to Wimbledon and London Waterloo

	<b>Notes</b>		<b>H</b>		<b>H</b>		<b>H</b>		<b>H</b>		<b>H</b>		<b>H</b>		<b>H</b>		<b>H</b>														
<b>London Waterloo</b>	d	1814	1820		1914	1920		2014	2020		2114	2120		2214	2220		2314	2320	0018												
Vauxhall	d	1818	1824		1918	1924		2018	2024		2118	2124		2218	2224		2318	2324	0022												
Queenstown Road	d	1821	1827		1921	1927		2021	2027		2121	2127		2221	2227		2321	2327	0025												
Clapham Junction	d	1824	1830		1924	1930		2024	2030		2124	2130		2224	2230		2324	2330	0029												
Wandsworth Town	d	1827	1833		1927	1933		2027	2033		2127	2133		2227	2233		2327	2333	0032												
Putney	d	1830	1836		1930	1936		2030	2036		2130	2136		2230	2236		2330	2336	0035												
Barnes	d	1833	1839		1933	1939		2033	2039		2133	2139		2233	2239		2333	2339	0038												
Mortlake	d	1835			1935			2035			2135			2235		2335		0040													
North Sheen	d	1837			1937			2037			2137			2237		2337		0042													
Richmond	d	1840			1940			2040			2140			2240		2340		0045													
St Margarets	d	1842			1942			2042			2142			2242		2342		0047													
Twickenham	d	1845	1911		1945	2011		2045	2111		2145	2211		2245	2311		2345	0012	0050												
<b>Strawberry Hill</b>	d	1849	1914		1949	2014		2049	2114		2149	2214		2249	2314		2348	0015	0053s												
<b>Shepperton</b>	d				1911			2011			2111			2211		2311															
Upper Halliford	d				1914			2014			2114			2214		2314															
Sunbury	d				1916			2016			2116			2216		2316															
Kempton Park	d				1918			2018			2118			2218		2318															
Hampton	d				1921			2021			2121			2221		2321															
Fulwell	d				1924			2024			2124			2224		2324															
<b>Teddington</b>	d	1855	1917	1929	1955	2017	2029	2055	2117	2129	2155	2217	2229	2255	2317	2329	2351	0018	0056s												
Hampton Wick	d	1857	1920	1931	1957	2020	2031	2057	2120	2131	2157	2220	2231	2257	2320	2331	2354	0021	0059s												
<b>Kingston</b>	a	1859	1922	1933	1959	2022	2033	2059	2122	2133	2159	2222	2233	2259	2322	2333	2356	0023	0101												
<b>Kingston</b>	d	1904		1934	2004		2034	2104		2134	2204		2234	2304		2334															
Norbiton	d	1906		1936	2006		2036	2106		2136	2206		2236	2306		2336															
New Malden	d	1910		1940	2010		2040	2110		2140	2210		2240	2310		2340															
Raynes Park	d	1913		1943	2013		2043	2113		2143	2213		2243	2313		2343															
Wimbledon	d	1917		1947	2017		2047	2117		2147	2217		2247	2317		2347															
Earlsfield	d	1920		1950	2020		2050	2120		2150	2220		2250	2320		2350															
Clapham Junction	d	1924		1954	2024		2054	2124		2154	2224		2254	2324		2354															
Vauxhall	d	1929		1959	2029		2059	2129		2159	2229		2259	2329		2359															
<b>London Waterloo</b>	a	1934		2004	2034		2104	2136		2204	2236		2306	2335		0004															



Late night and weekend trains may be altered due to engineering works.  
Please check at [southwesternrailway.com](http://southwesternrailway.com) before travelling.

For guide to notes and symbols see end of timetable.

## GUIDE TO NOTES AND SYMBOLS

- A** From Shepperton.
- B** Service runs via Richmond.
- C** To Shepperton.
- D** From Twickenham.
- H** Service runs via Hounslow.
- a** Arrival time.
- c** Change at Wimbledon.
- b** Arrives 2 minutes earlier until 5 October.
- d** Departure time.
- e** Change at Twickenham.
- k** Arrives Twickenham 10 minutes earlier.
- s** Stops to let passengers leave the train only.
-  Interchange for London Trams service to Croydon. Visit [tfl.gov.uk](http://tfl.gov.uk) for details.
-  Interchange for London Underground services. Visit [tfl.gov.uk](http://tfl.gov.uk) for details.
-  Car Park.
-  Minimum connection time where different from the standard five minutes.

All services in this timetable are operated by South Western Railway.

-  Continued in later column.
-  Continued from earlier column.
- #8** Refers to the Timetable number which shows the full service between this station and London Waterloo.
- ★** Passengers travelling with cycles may not join or leave services at stations with train times shown in blue.

### Cycles on trains - Monday to Friday

At peak times the following restrictions apply in the area bounded by Reading, Hook, Alton, Guildford and Dorking.

Passengers travelling with cycles may not join or leave services timed to arrive at London Waterloo between 0715 and 1000 inclusive or timed to depart from London Waterloo between 1645 and 1900 inclusive.

Passengers travelling with cycles may not join or leave services timed to depart from Clapham Junction between 0745 and 0900 inclusive in an area bounded by Clapham Junction, Strawberry Hill and Feltham.

### Travelling after midnight?


















Trains which run after midnight are shown at the end of the day.

### Trains shown in green

Trains shown in green type vary during the timetable. Please see note next to time.

## STATION INFORMATION

See notes for explanation of symbols.

London Waterloo			
Vauxhall			
Clapham Junction			
Earlsfield			<b>#8</b>
Wimbledon	 	 	<b>#8</b>
Raynes Park			<b>#8</b>
New Malden			<b>#8</b>
Norbiton			
Kingston			
Hampton Wick			
Teddington			
Fulwell			
Hampton			
Kempton Park			
Sunbury			
Upper Halliford			
Shepperton			
Strawberry Hill			
Twickenham			<b>#9</b>
St Margarets			<b>#9</b>
Richmond			<b>#9</b>
North Sheen			<b>#9</b>
Mortlake			<b>#9</b>
Barnes			<b>#9</b>
Putney			<b>#9</b>
Wandsworth Town			<b>#9</b>
Queenstown Road			<b>#9</b>



## Visit us at [southwesternrailway.com](https://southwesternrailway.com)

- Buy tickets online
- Find out about special offers and days out
- See live train information
- Plan your journey
- Find train times
- See the latest news



## Free travel alerts [southwesternrailway.com/alerts](https://southwesternrailway.com/alerts)

Register with us for up-to-date information about train services, delays and alterations.



## Twitter [@SW\\_Railway](https://twitter.com/SW_Railway) Customer Service [@SW\\_Help](https://twitter.com/SW_Help)

Follow us on Twitter and be the first to know what's happening on our network.



## [Facebook.com/SWRailway](https://Facebook.com/SWRailway)

For information about our network and details of our latest offers.



## Customer Service Centre **Phone: 0345 6000 650**

Our UK-based team are available seven days a week, from 6am to 10pm.

- Buy tickets using a credit card or debit card
- Give us your comments and suggestions



## Assisted travel **Textphone 0800 6920 792** **Phone: 0800 5282 100**

This is a Freephone service for older and disabled customers (open 24 hours a day). We recommend booking assisted travel **at least 12 hours** before your journey.



## National Rail Enquiries **Phone: 03457 48 49 50**

Train times, fares and rail information.

The information in this timetable may change. First MTR South Western Trains Limited (trading as South Western Railway) accepts no liability for any inaccuracy in the information contained in this timetable.

First MTR South Western Trains Limited. Registered in England and Wales, registration number 07900320. Registered office: 4th Floor, Capital House, 25 Chapel Street, London, NW1 5DH. A First and MTR company.

