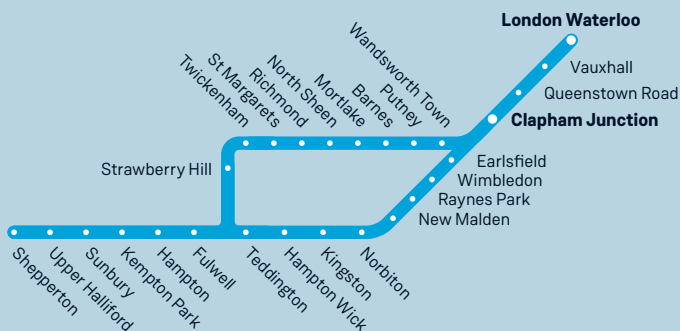


# 1

## Kingston Loop and Shepperton to London Waterloo



### Train times

12 December 2021 to 14 May 2022

## Your timetable

This timetable shows the full service between **Shepperton, Kingston and London Waterloo, and services between Kingston, Teddington and London Waterloo via Richmond.**

## Buy a ticket before you board

You need to buy a valid ticket before you get on your train. We know that most of our passengers do this before travelling, and we have a duty to those passengers to make sure no-one travels without paying. This is why we run a penalty fares scheme across most of our network.

If you travel without a valid ticket to or from a station within the penalty fares area, you may have to pay a penalty fare of £20 or twice the single fare to the next station your train stops at (whichever is higher). You will also have to buy a ticket for the rest of your journey.

We have a policy to, wherever possible, prosecute everyone who deliberately avoids paying.

## Travel with Confidence

So that you can travel with confidence, we are: ventilating trains to refresh air, improving information about journeys and trains, and extensively cleaning trains and stations.

In crowded spaces, wear a face covering out of respect to others. Please be considerate of other passengers and rail staff.

## Automated Delay Repay

We have introduced a new Automated Delay Repay (ADR) system that drastically cuts the time it takes to claim and receive compensation if your train is late.

ADR works for all customers who have bought Advance tickets or a Touch Smartcard season ticket from our website.

If you have a Touch Smartcard season ticket, you will need to touch in and out at the beginning and end of your journey, sign up for a Delay Repay account at **delayrepay.southwesternrailway.com** and select 'Auto Delay Repay'. (The email addresses you use for 'My Account' and 'Delay Repay' must match.)

To find out more about Automated Delay Repay, visit: **southwesternrailway.com/contact-and-help/refunds-and-compensation/delay-repay/automated-delay-repay.**

## No-smoking policy

For the comfort of all our customers, smoking and using e-cigarettes is not allowed on any part of our trains or stations.

You can smoke outside the station entrance or in our car parks.

## Cycles on trains

The services in this timetable have limited room for cycles, so we have had to apply some restrictions. The ★ symbol, with train times printed in **blue**, shows which trains have restrictions. These restrictions are explained in the 'Guide to notes and symbols' section.

We will carry folding cycles on any train, as long as they can be folded small enough to be carried safely in the luggage rack. Cycles are not allowed on buses that replace trains during engineering work.

## Changes to train times

Network Rail need to do engineering work to maintain and improve the rail network. They do a lot of this work at weekends and during holiday periods, but they also need to do some work overnight during the week.

If we need to close rail lines so Network Rail can carry out work, buses will replace train services. We may also have to alter train services over a wider area.

Please check for any changes to train times before travelling at weekends, late in the evening or early in the morning.

Look for the 'Changes to train times' posters at stations, or visit our website at **southwesternrailway.com**.



# South Western Railway and Community Rail Partnerships

We are committed to working with Community Rail Partnerships (CRPs) across our network. CRPs are not-for-profit organisations that help to further connect the railway with the communities they serve. They work closely with SWR to promote healthy and sustainable travel, design projects which bring communities together, as well as support social and economic development. SWR is proud to provide core funding and support to 12 CRPs on our network.

## Hounslow and Richmond CRP

**Stations: Barnes Bridge, Kew Bridge, Chiswick, Brentford, Isleworth, Syon Lane, Hounslow, Barnes, Mortlake, North Sheen, Richmond, St Margarets, Twickenham, Whitton and Feltham.**

This was the first London based CRP and aims to build on community engagement in the area whilst encouraging greater involvement at stations.

Email: **[hounslowandrichmondcrp@gmail.com](mailto:hounslowandrichmondcrp@gmail.com)**

## Windsor Lines Passengers Association

WLPA represents users of rail services from London Waterloo to Windsor and Reading including the Weybridge and Camberley branches and the Hounslow and Kingston loops.

Email: **[membership@wlpa.co.uk](mailto:membership@wlpa.co.uk)**

Website: **[wlpa.co.uk](http://wlpa.co.uk)**

# MONDAY TO FRIDAY

# London Waterloo and Wimbledon to Kingston, Richmond and the Shepperton branch

	Notes	A		★		★	★ A			★	★ A	D		★	★ A		★		★										
<b>London Waterloo</b>	d		0512		0550c	0612	0627			0642	0657			0712	0727		0742	0757	0812	0827	0842	0857	0912	0927	0942	0958	1012	1027	1042
Vauxhall	d		0516		0554c	0616	0631			0646	0701			0716	0731		0746	0801	0816	0831	0846	0901	0916	0931	0946	1003	1016	1031	1046
Clapham Junction	d		0521		0559c	0621	0636			0651	0706			0721	0736		0751	0806	0821	0836	0851	0906	0921	0936	0951	1008	1021	1036	1051
Earlsfield	d		0524		0602c	0624	0639				0709				0739			0809		0839		0909		0939		1012		1039	
Wimbledon	d		0528			0612	0628	0643		0658	0713			0728	0743		0758	0813	0828	0843	0858	0913	0928	0943	0958	1017	1028	1043	1058
Raynes Park	d		0531			0615	0631	0646		0701	0716			0731	0746		0801	0816	0831	0846	0901	0916	0931	0946	1001	1019	1031	1046	1101
New Malden	d		0534			0618	0634	0649		0704	0719			0734	0749		0804	0819	0834	0849	0904	0919	0934	0949	1004	1021	1034	1049	1104
Norbiton	d		0537			0621	0637	0652		0707	0722			0737	0752		0807	0822	0837	0852	0907	0922	0937	0952	1007	1025	1037	1052	1107
<b>Kingston</b>	a		0540			0624	0640	0655		0710	0725			0740	0755		0810	0825	0840	0855	0910	0925	0940	0955	1010	1027	1040	1055	1110
<b>Kingston</b>	d		0540	0559		0629	0640	0659		0710	0729			0740	0759		0810	0829	0840	0859	0910	0929	0940	0959	1010	1030	1040	1059	1110
Hampton Wick	d		0542	0601		0631	0642	0701		0712	0731			0742	0801		0812	0831	0842	0901	0912	0931	0942	1001	1012	1032	1042	1101	1112
<b>Teddington</b>	d		0545	0605		0635	0645	0705		0715	0735			0745	0805		0815	0835	0845	0905	0915	0935	0945	1005	1015	1035	1045	1105	1115
Fulwell	d		0549			0649				0707	0719			0732	0749		0819		0849		0919		0949		1019		1049		1119
Hampton	d		0553			0653				0710	0723			0735	0753		0823		0853		0923		0953		1023		1053		1123
Kempton Park	d									0714				0739	0756		0826		0856		0926		0956		1026		1056		1126
Sunbury	d		0557			0657				0715	0727			0740	0758		0828		0858		0928		0958		1028		1058		1128
Upper Halliford	d		0559			0659				0717	0729			0742	0800		0830		0900		0930		1000		1030		1100		1130
<b>Shepperton</b>	a		0604			0705				0723	0735			0748	0805		0835		0905		0935		1005		1035		1105		1135
<b>Strawberry Hill</b>	d	0539		0608	0638		0708	0715			0738	0745			0808	0815		0838		0908		0938		1008		1038		1108	
Twickenham	d	0543		0613	0643		0713	0726			0743	0757			0813	0827		0843		0915		0943		1013		1043		1113	
St Margarets	d	0545		0615	0645		0715	0728			0745	0759			0815	0829		0845		0917		0945		1015		1045		1115	
Richmond	d	0549		0619	0649		0719	0732			0749	0802			0819	0832		0849		0920		0949		1019		1049		1119	
North Sheen	d	0551		0621	0651		0721	0734			0751	0804			0821	0834		0851		0922		0951		1021		1051		1121	
Mortlake	d	0553		0623	0653		0723	0736			0753	0807			0823	0837		0853		0925		0953		1023		1053		1123	
Barnes	d	0556		0626	0656		0726	0740			0756	0810			0826	0840		0856		0928		0956		1026		1056		1126	
Putney	d	0559		0629	0659		0729	0743			0759	0813			0829	0843		0859		0931		0959		1029		1059		1129	
Wandsworth Town	d	0602		0632	0702		0732	0746			0802	0816			0832	0846		0902		0934		1002		1032		1102		1132	
Clapham Junction	d	0605		0635	0705		0735	0749			0805	0819			0835	0849		0905		0937		1005		1035		1105		1135	
Queenstown Road	d	0608		0638	0708		0738	0752			0808	0822			0838	0852		0908		0940		1008		1038		1108		1138	
Vauxhall	d	0612		0642	0712		0742	0756			0812	0826			0842	0856		0912		0943		1012		1042		1112		1142	
<b>London Waterloo</b>	a	0616		0646	0718		0748	0804			0818	0834			0849	0904		0921		0951		1019		1046		1116		1146	

Late night and weekend trains may be altered due to engineering works.  
Please check at [southwesternrailway.com](http://southwesternrailway.com) before travelling.

★ Passengers travelling with cycles may not join or leave services at stations with train times shown in blue.  
For guide to all other notes and symbols see end of timetable.

**MONDAY TO FRIDAY**

## London Waterloo and Wimbledon to Kingston, Richmond and the Shepperton branch

Notes																								★	★	★	★ B		
<b>London Waterloo</b>	d	1057	1112	1127	1142	1157	1212	1227	1242	1257	1312	1327	1342	1357	1412	1427	1442	1457	1512	1527	1542	1557	1612	1627	1642	1657	1712	1727	1743
Vauxhall	d	1101	1116	1131	1146	1201	1216	1231	1246	1301	1316	1331	1346	1401	1416	1431	1446	1501	1516	1531	1546	1601	1616	1631	1646	1701	1716	1731	1747
Clapham Junction	d	1106	1121	1136	1151	1206	1221	1236	1251	1306	1321	1336	1351	1406	1421	1436	1451	1506	1521	1536	1551	1606	1621	1636	1651	1706	1721	1736	1753
Earlsfield	d	1109		1139		1209		1239		1309		1339		1409		1439		1509	1524	1539	1554	1609	1624	1639	1654	1709	1724	1739	
Wimbledon	d	1113	1128	1143	1158	1213	1228	1243	1258	1313	1329	1343	1358	1413	1428	1443	1458	1513	1528	1543	1558	1613	1628	1643	1658	1713	1728	1743	
Raynes Park	d	1116	1131	1146	1201	1216	1231	1246	1301	1316	1332	1346	1401	1416	1431	1446	1501	1516	1531	1546	1601	1616	1631	1646	1701	1716	1731	1746	
New Malden	d	1119	1134	1149	1204	1219	1234	1249	1304	1319	1335	1349	1404	1419	1434	1449	1504	1519	1534	1549	1604	1619	1634	1649	1704	1719	1734	1749	
Norbiton	d	1122	1137	1152	1207	1222	1237	1252	1307	1322	1338	1352	1407	1422	1437	1452	1507	1522	1537	1552	1607	1622	1637	1652	1707	1722	1737	1752	
<b>Kingston</b>	a	1125	1140	1155	1209	1225	1240	1255	1310	1325	1341	1355	1410	1425	1440	1455	1510	1525	1540	1555	1610	1625	1640	1655	1710	1725	1740	1755	
<b>Kingston</b>	d	1129	1140	1159	1210	1229	1240	1259	1310	1329	1341	1359	1410	1429	1440	1459	1510	1529	1540	1559	1610	1629	1640	1659	1710	1729	1740	1759	
Hampton Wick	d	1131	1142	1201	1212	1231	1242	1301	1312	1331	1343	1401	1412	1431	1442	1501	1512	1531	1542	1601	1612	1631	1642	1701	1712	1731	1742	1801	
<b>Teddington</b>	d	1135	1145	1205	1215	1235	1245	1305	1315	1335	1346	1405	1415	1435	1445	1505	1515	1535	1545	1605	1615	1635	1645	1705	1715	1735	1745	1805	
Fulwell	d		1149		1219		1249		1319		1350		1419		1449		1519		1549		1619		1649		1719		1749		1813
Hampton	d		1153		1223		1253		1323		1354		1423		1453		1523		1553		1623		1653		1723		1753		1817
Kempton Park	d		1156		1227		1256		1326		1357		1426		1456		1526		1556		1626		1656		1726		1756		
Sunbury	d		1158		1228		1258		1328		1359		1428		1458		1528		1558		1628		1658		1728		1758		1821
Upper Halliford	d		1200		1230		1300		1330		1401		1430		1500		1530		1600		1630		1700		1730		1800		1823
<b>Shepperton</b>	a		1205		1236		1305		1335		1406		1435		1505		1535		1605		1635		1705		1735		1805		1828
<b>Strawberry Hill</b>	d	1138		1208		1238		1308		1338		1408		1438		1508		1538		1608		1638		1708		1738		1808	
Twickenham	d	1143		1213		1243		1313		1343		1413		1443		1513		1543		1613		1643		1713		1743		1813	
St Margarets	d	1145		1215		1245		1315		1345		1415		1445		1515		1545		1615		1645		1715		1745		1815	
Richmond	d	1149		1219		1249		1319		1349		1419		1449		1519		1549		1619		1649		1719		1749		1819	
North Sheen	d	1151		1221		1251		1321		1351		1421		1451		1521		1551		1621		1651		1721		1751		1821	
Mortlake	d	1153		1223		1253		1323		1353		1423		1453		1523		1553		1623		1653		1723		1753		1823	
Barnes	d	1156		1226		1256		1326		1356		1426		1456		1526		1556		1626		1656		1726		1756		1826	
Putney	d	1159		1229		1259		1329		1359		1429		1459		1529		1559		1629		1659		1729		1759		1829	
Wandsworth Town	d	1202		1232		1302		1332		1402		1432		1502		1532		1602		1632		1702		1732		1802		1832	
Clapham Junction	d	1205		1235		1305		1335		1405		1435		1505		1535		1605		1635		1705		1735		1805		1835	
Queenstown Road	d	1208		1238		1308		1338		1408		1438		1508		1538		1608		1638		1708		1738		1808		1838	
Vauxhall	d	1212		1242		1312		1342		1412		1442		1512		1542		1612		1642		1712		1742		1812		1842	
<b>London Waterloo</b>	a	1216		1246		1316		1346		1416		1446		1516		1547		1616		1646		1719		1746		1819		1849	

Late night and weekend trains may be altered due to engineering works.

 Please check at [southwesternrailway.com](http://southwesternrailway.com) before travelling.

For guide to all other notes and symbols see end of timetable.

# MONDAY TO FRIDAY

# London Waterloo and Wimbledon to Kingston, Richmond and the Shepperton branch

Notes	★	★	★ B	★	★	★	★																				FX	FO	FO	FX
<b>London Waterloo</b>	d	1742	1757	1812	1812	1827	1842	1857	1912	1927	1942	1957	2012	2027	2042	2059	2112	2127	2142	2157	2212	2227	2242	2257	2313	2327	2327	2338	2357	
Vauxhall	d	1747	1801	1816	1817	1831	1847	1901	1917	1931	1946	2001	2016	2031	2046	2103	2116	2131	2146	2201	2216	2231	2246	2301	2317	2331	2331	2343	0001	
Clapham Junction	d	1752	1806	1822	1822	1837	1852	1906	1922	1936	1951	2006	2021	2036	2051	2108	2121	2136	2151	2206	2221	2236	2251	2306	2322	2336	2336	2348	0006	
Earlsfield	d	1755	1809		1825	1839	1855	1909	1925	1939	1954	2009	2024	2039	2054	2111	2124	2139	2154	2209	2224	2239	2254	2309	2325	2339	2339	2351	0009	
Wimbledon	d	1759	1813		1829	1843	1859	1913	1929	1943	1958	2013	2029	2043	2058	2115	2128	2143	2158	2213	2228	2243	2258	2313	2329	2343	2343	2355	0013	
Raynes Park	d	1802	1816		1832	1846	1902	1916	1932	1946	2001	2016	2032	2046	2101	2118	2131	2146	2201	2216	2231	2246	2301	2316	2332	2346	2346	2358	0016	
New Malden	d	1805	1819		1835	1849	1905	1919	1935	1949	2004	2019	2035	2049	2104	2121	2134	2149	2204	2219	2234	2249	2304	2319	2335	2349	2349	0001	0019	
Norbiton	d	1808	1822		1838	1852	1908	1922	1938	1952	2007	2022	2038	2052	2107	2124	2137	2152	2207	2222	2237	2252	2307	2322	2338	2352	2352	0004	0022	
<b>Kingston</b>	a	1811	1825		1841	1855	1911	1925	1941	1955	2010	2025	2041	2055	2110	2127	2140	2155	2210	2225	2240	2255	2310	2325	2341	2355	2355	0007	0025	
<b>Kingston</b>	d	1811	1829		1841	1859	1911	1929	1941	1959	2010	2029	2041	2059	2110	2129	2140	2159	2210	2229	2240	2259	2310	2329	2341	2355	2355	0007	0025	
Hampton Wick	d	1813	1831		1843	1901	1913	1931	1943	2001	2012	2031	2043	2101	2112	2131	2142	2201	2212	2231	2242	2301	2312	2331	2343	2357	2357	0009	0027	
<b>Teddington</b>	d	1816	1835		1846	1905	1916	1935	1946	2005	2015	2035	2046	2105	2115	2135	2145	2205	2215	2235	2245	2305	2315	2335	2346	2359	2359	0012	0030	
Fulwell	d	1820		1843	1850		1920		1950		2019		2050		2119		2149		2219		2249		2319		2350			0016	0034	
Hampton	d	1824		1847	1854		1924		1954		2023		2054		2123		2153		2223		2253		2323		2354			0020	0038	
Kempton Park	d	1827		1857	1927				1957		2026		2057		2126		2156		2226		2256		2326		2357			0023	0041	
Sunbury	d	1829		1851	1859		1929		1959		2028		2059		2128		2158		2228		2258		2328		2359			0025	0043	
Upper Halliford	d	1831		1853	1901		1931		2001		2030		2101		2130		2200		2230		2300		2330		0001			0027	0045	
<b>Shepperton</b>	a	1839		1858	1909		1939		2006		2035		2106		2135		2205		2235		2305		2335		0006			0032	0050	
<b>Strawberry Hill</b>	d		1838			1908		1938		2008		2038		2108		2138		2208		2238		2308		2338		0003	0003			
Twickenham	d		1843			1913		1943		2013		2043		2113		2143		2213		2243		2313		2343		0006a	0007			
St Margarets	d		1845			1915		1945		2015		2045		2115		2145		2215		2245		2315		2345			0009			
Richmond	d		1849			1919		1949		2019		2049		2119		2149		2219		2249		2319		2349			0012			
North Sheen	d		1851			1921		1951		2021		2051		2121		2151		2221		2251		2321		2351			0014			
Mortlake	d		1853			1923		1953		2023		2053		2123		2153		2223		2253		2323		2353			0017			
Barnes	d		1856			1926		1956		2026		2056		2126		2156		2226		2256		2326		2356			0020			
Putney	d		1859			1929		1959		2029		2059		2129		2159		2229		2259		2329		2359			0023			
Wandsworth Town	d		1902			1932		2002		2032		2102		2132		2202		2232		2302		2332		0002			0026			
Clapham Junction	d		1905			1935		2005		2035		2105		2135		2205		2235		2304		2335		0005			0029			
Queenstown Road	d		1908			1938		2008		2038		2108		2138		2208		2238		2307		2338		0008			0032			
Vauxhall	d		1912			1942		2012		2042		2112		2142		2212		2242		2312		2342		0012			0035			
<b>London Waterloo</b>	a		1916			1946		2016		2046		2116		2146		2216		2246		2317		2346		0016			0040			

Late night and weekend trains may be altered due to engineering works.

Please check at [southwesternrailway.com](https://www.southwesternrailway.com) before travelling.

★ Passengers travelling with cycles may not join or leave services at stations with train times shown in blue.

For guide to all other notes and symbols see end of timetable.

**MONDAY TO FRIDAY**

## London Waterloo and Wimbledon to Kingston, Richmond and the Shepperton branch

	Notes	S0	S0																				
<b>London Waterloo</b>	d	0012	0042																				
Vauxhall	d	0016	0046																				
Clapham Junction	d	0021	0051																				
Earlsfield	d	0024																					
Wimbledon	d	0028	0105																				
Raynes Park	d	0031	0108																				
New Malden	d	0034	0111																				
Norbiton	d	0037	0114																				
<b>Kingston</b>	a	0040	0117																				
<b>Kingston</b>	d	0040	0117																				
Hampton Wick	d	0042	0119s																				
<b>Teddington</b>	d	0045	0122s																				
Fulwell	d	0049																					
Hampton	d	0053																					
Kempton Park	d	0056																					
Sunbury	d	0058																					
Upper Halliford	d	0100																					
<b>Shepperton</b>	a	0105																					
<b>Strawberry Hill</b>	d		0126a																				
Twickenham	d																						
St Margarets	d																						
Richmond	d																						
North Sheen	d																						
Mortlake	d																						
Barnes	d																						
Putney	d																						
Wandsworth Town	d																						
Clapham Junction	d																						
Queenstown Road	d																						
Vauxhall	d																						
<b>London Waterloo</b>	a																						

Late night and weekend trains may be altered due to engineering works. Please check at [southwesternrailway.com](http://southwesternrailway.com) before travelling.

For guide to all other notes and symbols see end of timetable.



## SATURDAY

## London Waterloo and Wimbledon to Kingston, Richmond and the Shepperton branch

	Notes																												
<b>London Waterloo</b>	d	0512		0550c	0612	0627	0642	0657	0712	0727	0742	0757	0812	0827	0842	0857	0912	0927	0942	0957	1012	1027	1042	1057	1112	1127	1142	1157	
Vauxhall	d	0516		0554c	0616	0631	0646	0701	0716	0731	0746	0801	0816	0831	0846	0901	0916	0931	0946	1001	1016	1031	1046	1101	1116	1131	1146	1201	
Clapham Junction	d	0521		0559c	0621	0636	0651	0706	0721	0736	0751	0806	0821	0836	0851	0906	0921	0936	0951	1006	1021	1036	1051	1106	1121	1136	1151	1206	
Earlsfield	d	0524		0602c	0624	0639	0654	0709	0724	0739	0754	0809	0824	0839	0854	0909	0924	0939	0954	1009	1024	1039	1054	1109	1124	1139	1154	1209	
Wimbledon	d	0528		0613	0628	0643	0658	0713	0728	0743	0758	0813	0828	0843	0858	0913	0928	0943	0958	1013	1028	1043	1058	1113	1128	1143	1158	1213	
Raynes Park	d	0531		0617	0631	0646	0701	0716	0731	0746	0801	0816	0831	0846	0901	0916	0931	0946	1001	1016	1031	1046	1101	1116	1131	1146	1201	1216	
New Malden	d	0534		0619	0634	0649	0704	0719	0734	0749	0804	0819	0834	0849	0904	0919	0934	0949	1004	1019	1034	1049	1104	1119	1134	1149	1204	1219	
Norbiton	d	0537		0623	0637	0652	0707	0722	0737	0752	0807	0822	0837	0852	0907	0922	0937	0952	1007	1022	1037	1052	1107	1122	1137	1152	1207	1222	
<b>Kingston</b>	a	0540		0625	0640	0655	0710	0725	0740	0755	0810	0825	0840	0855	0910	0925	0940	0955	1010	1025	1040	1055	1110	1125	1140	1155	1210	1225	
<b>Kingston</b>	d	0540	0559	0629	0640	0659	0710	0729	0740	0759	0810	0829	0840	0859	0910	0929	0940	0959	1010	1029	1040	1059	1110	1129	1140	1159	1210	1229	
Hampton Wick	d	0542	0601	0631	0642	0701	0712	0731	0742	0801	0812	0831	0842	0901	0912	0931	0942	1001	1012	1031	1042	1101	1112	1131	1142	1201	1212	1231	
<b>Teddington</b>	d	0545	0605	0635	0645	0705	0715	0735	0745	0805	0815	0835	0845	0905	0915	0935	0945	1005	1015	1035	1045	1105	1115	1135	1145	1205	1215	1235	
Fulwell	d	0549			0649		0719		0749		0819		0849		0919		0949		1019		1049		1119		1149		1219		
Hampton	d	0553			0653		0723		0753		0823		0853		0923		0953		1023		1053		1123		1153		1223		
Kempton Park	d	0556			0656		0726		0756		0826		0856		0926		0956		1026		1056		1126		1156		1226		
Sunbury	d	0558			0658		0728		0758		0828		0858		0928		0958		1028		1058		1128		1158		1228		
Upper Halliford	d	0600			0700		0730		0800		0830		0900		0930		1000		1030		1100		1130		1200		1230		
<b>Shepperton</b>	a	0603			0703		0733		0803		0833		0903		0933		1003		1033		1103		1133		1203		1233		
<b>Strawberry Hill</b>	d	0538		0608	0638		0708		0738		0808		0838		0908		0938		1008		1038		1108		1138		1208		1238
Twickenham	d	0543		0613	0643		0713		0743		0813		0843		0913		0943		1013		1043		1113		1143		1213		1243
St Margarets	d	0545		0615	0645		0715		0745		0815		0845		0915		0945		1015		1045		1115		1145		1215		1245
Richmond	d	0549		0619	0649		0719		0749		0819		0849		0919		0949		1019		1049		1119		1149		1219		1249
North Sheen	d	0551		0621	0651		0721		0751		0821		0851		0921		0951		1021		1051		1121		1151		1221		1251
Mortlake	d	0553		0623	0653		0723		0753		0823		0853		0923		0953		1023		1053		1123		1153		1223		1253
Barnes	d	0556		0626	0656		0726		0756		0826		0856		0926		0956		1026		1056		1126		1156		1226		1256
Putney	d	0559		0629	0659		0729		0759		0829		0859		0929		0959		1029		1059		1129		1159		1229		1259
Wandsworth Town	d	0602		0632	0702		0732		0802		0832		0902		0932		1002		1032		1102		1132		1202		1232		1302
Clapham Junction	d	0605		0635	0705		0735		0805		0835		0905		0935		1005		1035		1105		1135		1205		1235		1305
Queenstown Road	d	0608		0638	0708		0738		0808		0838		0908		0938		1008		1038		1108		1138		1208		1238		1308
Vauxhall	d	0612		0642	0712		0742		0812		0842		0912		0942		1012		1042		1112		1142		1212		1242		1312
<b>London Waterloo</b>	a	0616		0647	0716		0746		0816		0846		0916		0946		1016		1046		1116		1147		1216		1246		1316

Late night and weekend trains may be altered due to engineering works.

Please check at [southwesternrailway.com](http://southwesternrailway.com) before travelling.

For guide to notes and symbols see end of timetable.





**SUNDAY**

## London Waterloo and Wimbledon to Kingston, Richmond and the Shepperton branch

Notes															H				H			H			H			
<b>London Waterloo</b>	d	0620	0718	0748	0818	0848	0918	0948	1018	1048	1118	1148					1218											
Vauxhall	d	0624	0722	0752	0822	0852	0922	0952	1022	1052	1122	1152					1222											
Clapham Junction	d	0629	0727	0757	0827	0857	0927	0957	1027	1057	1127	1157					1227											
Earlsfield	d		0730	0800	0830	0900	0930	1000	1030		1130	1200					1231											
Wimbledon	d	0635	0734	0804	0834	0904	0934	1004	1034	1104	1134	1204					1235											
Raynes Park	d	0638	0737	0808	0837	0907	0937	1007	1037	1108	1137	1207					1238											
New Malden	d	0640	0740	0811	0840	0910	0940	1010	1040	1110	1140	1210					1240											
Norbiton	d	0644	0743	0814	0843	0913	0943	1013	1043	1114	1143	1213					1244											
<b>Kingston</b>	a	0646	0746	0817	0846	0916	0946	1016	1046	1116	1146	1216					1246											
<b>Kingston</b>	d	0649	0749	0817	0849	0916	0949	1016	1049	1117	1149	1216	1235	1249			1316	1335	1349	1416	1435	1449	1516	1535	1549	1616	1635	
Hampton Wick	d	0651	0751	0819	0851	0918	0951	1018	1051	1119	1151	1218	1237	1251			1318	1337	1351	1418	1437	1451	1518	1537	1551	1618	1637	
<b>Teddington</b>	d	0656	0756	0822	0855	0921	0956	1021	1056	1121	1156	1221	1240	1256			1321	1340	1356	1421	1440	1456	1521	1540	1556	1621	1640	
Fulwell	d			0826		0925		1025		1126		1225					1325											
Hampton	d			0830		0929		1029		1129		1229					1329											
Kempton Park	d			0833		0932		1032		1133		1232					1332											
Sunbury	d			0835		0934		1034		1134		1234					1334											
Upper Halliford	d			0837		0936		1036		1136		1236					1336											
<b>Shepperton</b>	a			0840		0939		1039		1140		1239					1339											
<b>Strawberry Hill</b>	d	0659	0759		0858		0959		1059		1159		1243	1259			1343	1359		1443	1459			1543	1559		1643	
Twickenham	d	0703	0803		0902		1003		1103		1203		1256k	1303	1256		1356k	1403	1356	1456k	1503	1456		1556k	1603	1556	1656k	
St Margarets	d	0705	0805		0904		1005		1105		1205		1305				1405		1505				1605					
Richmond	d	0709	0812		0908		1009		1109		1209	1257e	1309			1357e	1408		1457e	1509			1557e	1609		1657e		
North Sheen	d	0711	0814		0910		1011		1111		1211		1311				1410		1510				1610					
Mortlake	d	0713	0816		0912		1013		1113		1213		1313				1413		1513				1613					
Barnes	d	0716	0819		0915		1016		1116		1216		1316	1323			1416	1423		1516	1523			1616	1623			
Putney	d	0719	0822		0918		1019		1119		1219	1303e	1319	1326		1403e	1419	1426		1503e	1519	1526		1603e	1619	1626	1703e	
Wandsworth Town	d	0722	0825		0921		1022		1122		1222		1322	1329			1422	1429		1522	1529			1622	1629			
Clapham Junction	d	0725a	0828		0924		1025		1125		1225	1308e	1325	1332		1408e	1425	1432		1508e	1525	1532		1608e	1625	1632	1708e	
Queenstown Road	d		0831		0927		1028		1128		1228		1328	1335			1428	1435		1528	1535			1628	1635			
Vauxhall	d	0743b	0835		0931		1032		1132		1232		1313e	1332	1338		1413e	1432	1438		1513e	1532	1538		1613e	1632	1638	1713e
<b>London Waterloo</b>	a	0750b	0841		0937		1036		1136		1236		1318e	1336	1343		1423e	1441	1443		1518e	1536	1543		1618e	1636	1643	1718e

Late night and weekend trains may be altered due to engineering works.  
Please check at [southwesternrailway.com](http://southwesternrailway.com) before travelling.

For guide to notes and symbols see end of timetable.

# SUNDAY

# London Waterloo and Wimbledon to Kingston, Richmond and the Shepperton branch

	Notes		H			H			H			H			H			H			H			H					
<b>London Waterloo</b>	d	1618		1648		1718		1748		1818		1848		1918		1948		2018		2048		2118		2148		2218		2248	
Vauxhall	d	1622		1652		1722		1752		1822		1852		1922		1952		2022		2052		2122		2152		2222		2252	
Clapham Junction	d	1627		1657		1727		1757		1827		1857		1927		1957		2027		2057		2127		2157		2227		2257	
Earlsfield	d	1630		1700		1730		1800		1830		1900		1930		2000		2030		2100		2130		2200		2230		2300	
Wimbledon	d	1634		1704		1734		1804		1834		1904		1934		2004		2034		2104		2134		2204		2234		2304	
Raynes Park	d	1637		1707		1737		1807		1837		1907		1937		2007		2037		2107		2137		2207		2237		2307	
New Malden	d	1640		1710		1740		1810		1840		1910		1940		2010		2040		2110		2140		2210		2240		2310	
Norbiton	d	1643		1713		1743		1813		1843		1913		1943		2013		2043		2113		2143		2213		2243		2313	
<b>Kingston</b>	a	1646		1716		1746		1816		1846		1916		1946		2016		2046		2116		2146		2216		2246		2316	
<b>Kingston</b>	d	1649		1716	1735	1749		1819	1835	1849		1916	1935	1949		2016	2035	2049		2116	2135	2149		2216	2235	2249	2316	2335	
Hampton Wick	d	1651		1718	1737	1751		1821	1837	1851		1918	1937	1951		2018	2037	2051		2118	2137	2151		2218	2237	2251	2318	2337	
<b>Teddington</b>	d	1656		1721	1740	1756		1823	1840	1856		1921	1940	1956		2021	2040	2056		2121	2140	2156		2221	2240	2256	2321	2340	
Fulwell	d			1725				1828				1925				2025				2125				2225				2325	
Hampton	d			1729				1831				1929				2029				2129				2229				2329	
Kempton Park	d			1732				1835				1932				2032				2132				2232				2332	
Sunbury	d			1734				1836				1934				2034				2134				2234				2334	
Upper Halliford	d			1736				1838				1936				2036				2136				2236				2336	
<b>Shepperton</b>	a			1739				1842				1939				2039				2139				2239				2339	
<b>Strawberry Hill</b>	d	1659			1743	1759			1843	1859			1943	1959			2043	2059			2143	2159			2243	2259			2343
Twickenham	d	1703	1656		1756k	1803	1756		1856k	1903	1856		1956k	2003	1956		2056k	2103	2056		2156k	2203	2156		2256k	2303	2256		2346a
St Margarets	d	1705			1805				1905				2005				2105				2205				2305				
Richmond	d	1709			1757e	1809			1857e	1909			1957e	2009			2057e			2157e				2257e				2358e	
North Sheen	d	1711			1811				1911				2011				2111				2211				2311				
Mortlake	d	1713			1813				1913				2013				2113				2213				2313				
Barnes	d	1716	1723		1816	1823			1916	1923			2016	2023			2116	2123			2216	2223			2316	2323			
Putney	d	1719	1726		1803e	1819	1826		1903e	1919	1926		2003e	2019	2026		2103e	2119	2126		2203e	2219	2226		2303e	2319	2326		0004e
Wandsworth Town	d	1722	1729		1822	1829			1922	1929			2022	2029			2122	2129			2222	2229			2322	2329			
Clapham Junction	d	1725	1732		1808e	1825	1832		1908e	1925	1932		2008e	2025	2032		2108e	2125	2132		2208e	2225	2232		2308e	2325	2332		0009e
Queenstown Road	d	1728	1735		1828	1835			1928	1935			2028	2035			2128	2135			2228	2235			2328	2335			
Vauxhall	d	1732	1738		1813e	1832	1838		1913e	1932	1938		2013e	2032	2038		2113e	2132	2138		2213e	2232	2238		2313e	2332	2338		0014e
<b>London Waterloo</b>	a	1736	1743		1818e	1836	1843		1918e	1936	1943		2018e	2036	2043		2118e	2136	2143		2218e	2236	2243		2318e	2336	2343		0019e

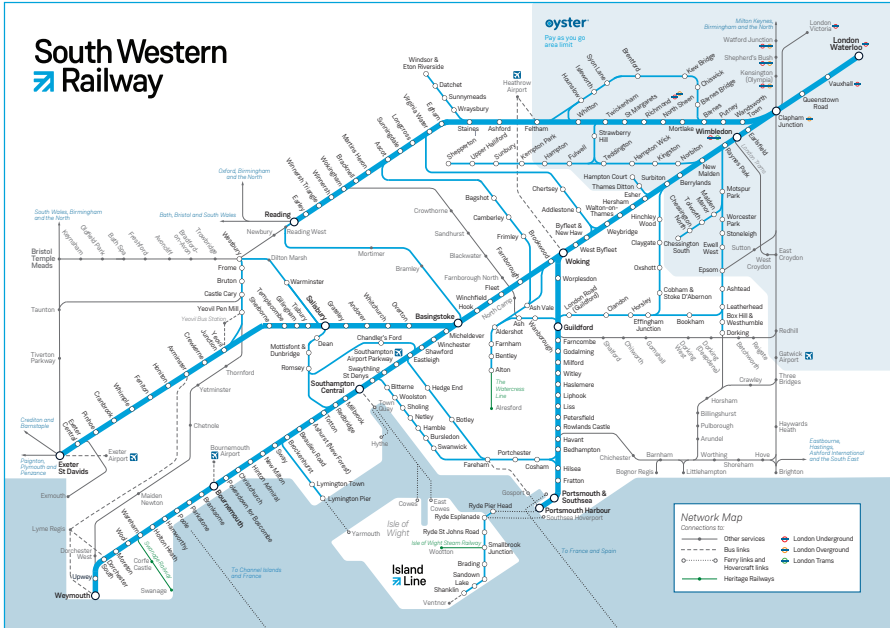
Late night and weekend trains may be altered due to engineering works.

Please check at [southwesternrailway.com](http://southwesternrailway.com) before travelling.

For guide to notes and symbols see end of timetable.



# South Western Railway



Most journeys shown in this timetable are direct trains, shown in **bold type**. However, you may be able to make other journeys or reach your destination more quickly by changing trains. To help you find these alternative trains, we show them in the timetable with *light italic type*. A letter against the time will show where you need to change trains – please check the ‘Notes’ section for an explanation of these letters.

Please allow plenty of time to change trains. At most stations you will need to allow at least five minutes. You will need longer at some stations, and this is shown in the ‘Station information’ table in this timetable. For example ⑩ means you should allow 10 minutes to change trains at this station.

**MONDAY TO FRIDAY**

**Shepperton branch, Richmond and Kingston to Wimbledon and London Waterloo**

Notes	B				★	★	★	★B	★	C	★	★B	★	★	★B	★	★	★	★											
<b>London Waterloo</b>	d			0531	0601		0631			0658e	0701					0731			0801		0833		0903		0933		1003		1033	
Vauxhall	d			0535	0605		0635			0702e	0705					0735			0805		0837		0907		0937		1007		1037	
Queenstown Road	d			0538	0608		0638				0708					0738			0808		0840		0910		0940		1010		1040	
Clapham Junction	d			0541	0611		0641			0708e	0711					0741			0811		0843		0913		0943		1013		1043	
Wandsworth Town	d			0544	0614		0644				0714					0744			0814		0846		0916		0946		1016		1046	
Putney	d			0547	0617		0647			0712e	0717					0747			0817		0849		0919		0949		1019		1049	
Barnes	d			0550	0621		0650				0720					0752			0823		0853		0922		0952		1022		1052	
Mortlake	d			0553	0624		0653				0723					0755			0825		0855		0924		0954		1024		1054	
North Sheen	d			0556	0626		0656				0726					0757			0827		0857		0926		0956		1026		1056	
Richmond	d			0558	0629		0658			0718e	0728					0759			0830		0900		0929		0959		1029		1059	
St Margarets	d			0601	0632		0701				0731					0802			0832		0902		0931		1001		1031		1101	
Twickenham	d	0452		0604	0634		0704				0726	0734				0804			0835		0905		0934		1004		1034		1104	
<b>Strawberry Hill</b>	d	0455		0607	0638		0707				0730	0737				0808			0838		0908		0937		1007		1037		1107	
<b>Shepperton</b>	d		0523		0610		0640		0700	0711			0730	0741		0800	0811		0841			0911		0941		1011		1041		
Upper Halliford	d		0526		0613		0643		0703	0714			0733	0744		0803	0814		0844			0914		0944		1014		1044		
Sunbury	d		0528		0615		0645		0705	0716			0735	0746		0805	0816		0846			0916		0946		1016		1046		
Kempton Park	d																					0918		0948		1018		1048		
Hampton	d		0533		0619		0649		0709	0720			0739	0750		0809	0820		0850			0921		0951		1021		1051		
Fulwell	d		0536		0622		0652		0712	0723			0742	0753		0812	0823		0853			0924		0954		1024		1054		
<b>Teddington</b>	d	0459		0543	0611	0627	0642	0657	0711		0728		0742		0758	0811		0828	0841	0858	0911	0929	0941	0959	1011	1029	1041	1059	1111	
Hampton Wick	d	0501		0545	0614	0629	0645	0659	0714		0730		0745		0800	0814		0830	0844	0900	0914	0931	0944	1001	1014	1031	1044	1101	1114	
<b>Kingston</b>	a	0503		0547	0616	0631	0647	0701	0716		0732		0747		0802	0816		0832	0846	0902	0916	0933	0946	1003	1016	1033	1046	1103	1116	
<b>Kingston</b>	d	0504		0548	0619	0632	0648	0702	0718		0733		0748		0803	0818		0833	0848	0903	0918	0934	0948	1004	1018	1034	1048	1104	1118	
Norbiton	d	0506		0550	0621	0634	0650	0704	0720		0735		0750		0805	0820		0835	0850	0905	0920	0936	0950	1006	1020	1036	1050	1106	1120	
New Malden	d	0510		0554	0625	0640	0655	0709	0725		0740		0755		0810	0825		0840	0855	0910	0925	0940	0955	1010	1025	1040	1055	1110	1125	
Raynes Park	d	0513		0557	0628	0643	0658	0712	0728		0743		0758		0813	0828		0843	0858	0913	0928	0943	0958	1013	1028	1043	1058	1113	1128	
Wimbledon	d	0517		0601	0632	0647	0702	0716	0732		0747		0802		0817	0832		0847	0902	0917	0932	0947	1002	1017	1032	1047	1102	1117	1132	
Earlsfield	d	0521		0605	0635	0651	0706	0720	0736		0751		0806		0821	0836		0851	0906	0921	0936	0950	1005		1036		1105		1135	
Clapham Junction	d	0525	0605	0609	0639	0655	0710	0724	0740	0749	0755		0810	0819	0825	0840	0849	0855	0910	0925	0940	0954	1009	1024	1040	1054	1109	1124	1139	
Vauxhall	d	0531	0612	0614	0644	0700	0715	0729	0745	0756	0800		0815	0826	0830	0845	0856	0900	0915	0930	0945	0959	1014	1029	1045	1059	1114	1129	1144	
<b>London Waterloo</b>	a	0535	0616	0620	0649	0706	0721	0735	0751	0804	0806		0821	0834	0836	0851	0904	0906	0921	0936	0951	1004	1019	1034	1049	1104	1119	1134	1149	

Late night and weekend trains may be altered due to engineering works. Please check at [southwesternrailway.com](http://southwesternrailway.com) before travelling.

★ Passengers travelling with cycles may not join or leave services at stations with train times shown in blue. For guide to all other notes and symbols see end of timetable.



**MONDAY TO FRIDAY**

**Shepperton branch, Richmond and Kingston to Wimbledon and London Waterloo**

Notes																										★		★	
<b>London Waterloo</b>	d		1103		1133		1203		1233		1303		1333		1403		1433		1501		1531		1601		1631		1701		1731
Vauxhall	d		1107		1137		1207		1237		1307		1337		1407		1437		1505		1535		1605		1635		1705		1735
Queenstown Road	d		1110		1140		1210		1240		1310		1340		1410		1440		1508		1538		1608		1638		1708		1738
Clapham Junction	d		1113		1143		1213		1243		1313		1343		1413		1443		1511		1541		1611		1641		1711		1742
Wandsworth Town	d		1116		1146		1216		1246		1316		1346		1416		1446		1514		1544		1614		1644		1714		1744
Putney	d		1119		1149		1219		1249		1319		1349		1419		1449		1517		1547		1617		1647		1717		1747
Barnes	d		1122		1152		1222		1252		1322		1352		1423		1452		1522		1552		1622		1652		1722		1752
Mortlake	d		1124		1154		1224		1254		1324		1354		1425		1454		1524		1554		1624		1654		1724		1754
North Sheen	d		1126		1156		1226		1256		1326		1356		1427		1456		1526		1556		1626		1656		1726		1756
Richmond	d		1129		1159		1229		1259		1329		1359		1430		1459		1529		1559		1629		1659		1729		1759
St Margarets	d		1131		1201		1231		1301		1331		1401		1432		1501		1531		1601		1631		1701		1731		1801
Twickenham	d		1134		1204		1234		1304		1334		1404		1435		1504		1534		1604		1634		1704		1734		1804
<b>Strawberry Hill</b>	d		1137		1207		1237		1307		1337		1407		1438		1507		1537		1607		1637		1707		1737		1807
<b>Shepperton</b>	d	1111		1141		1211		1241		1311		1341		1411		1441		1511		1541		1611		1641		1711		1741	
Upper Halliford	d	1114		1144		1214		1244		1314		1344		1414		1444		1514		1544		1614		1644		1714		1744	
Sunbury	d	1116		1146		1216		1246		1316		1346		1416		1446		1516		1546		1616		1646		1716		1746	
Kempton Park	d	1118		1148		1218		1248		1318		1348		1418		1448		1518		1548		1618		1648		1718		1748	
Hampton	d	1121		1151		1221		1251		1321		1351		1421		1451		1521		1551		1621		1651		1721		1751	
Fulwell	d	1124		1154		1224		1254		1324		1354		1424		1454		1524		1554		1624		1654		1724		1754	
<b>Teddington</b>	d	1129	1141	1159	1211	1229	1241	1259	1311	1329	1341	1359	1411	1429	1442	1459	1511	1529	1541	1559	1611	1629	1643	1659	1713	1729	1743	1759	1813
Hampton Wick	d	1131	1144	1201	1214	1231	1244	1301	1314	1331	1344	1401	1414	1431	1445	1501	1514	1531	1544	1601	1614	1631	1646	1701	1716	1731	1746	1801	1816
<b>Kingston</b>	a	1133	1146	1203	1216	1233	1246	1303	1316	1333	1346	1403	1416	1433	1447	1503	1516	1533	1546	1603	1616	1633	1648	1703	1718	1733	1748	1803	1818
<b>Kingston</b>	d	1134	1148	1204	1218	1234	1248	1304	1318	1334	1348	1404	1418	1434	1448	1504	1518	1534	1548	1604	1618	1634	1648	1704	1718	1734	1748	1804	1818
Norbiton	d	1136	1150	1206	1220	1236	1250	1306	1320	1336	1350	1406	1420	1436	1450	1506	1520	1536	1550	1606	1620	1636	1650	1706	1720	1736	1750	1806	1820
New Malden	d	1140	1155	1210	1225	1240	1255	1310	1325	1340	1355	1410	1425	1440	1455	1510	1525	1540	1555	1610	1625	1640	1655	1710	1725	1740	1755	1810	1825
Raynes Park	d	1143	1158	1213	1228	1243	1258	1313	1328	1343	1358	1413	1428	1443	1458	1513	1528	1543	1558	1613	1628	1643	1658	1713	1728	1743	1757	1813	1828
Wimbledon	d	1147	1202	1216	1232	1247	1302	1317	1332	1347	1402	1417	1432	1447	1502	1517	1532	1547	1602	1617	1632	1647	1702	1717	1732	1747	1801	1817	1832
Earlsfield	d		1205		1235		1305		1335		1405		1435		1505		1535		1605		1635		1705		1735		1805		1835
Clapham Junction	d	1154	1209	1224	1239	1254	1309	1324	1339	1354	1409	1425	1439	1454	1509	1524	1539	1554	1609	1624	1639	1654	1709	1724	1739	1754	1809	1824	1839
Vauxhall	d	1159	1214	1229	1244	1259	1314	1329	1344	1359	1414	1430	1444	1459	1514	1529	1544	1559	1614	1629	1644	1659	1714	1729	1744	1759	1814	1829	1844
<b>London Waterloo</b>	a	1204	1219	1234	1249	1304	1319	1334	1349	1404	1419	1434	1449	1504	1519	1534	1549	1604	1619	1634	1649	1704	1720	1735	1749	1804	1819	1834	1849

Late night and weekend trains may be altered due to engineering works. Please check at [southwesternrailway.com](http://southwesternrailway.com) before travelling.

★ Passengers travelling with cycles may not join or leave services at stations with train times shown in blue. For guide to all other notes and symbols see end of timetable.

**MONDAY TO FRIDAY**

**Shepperton branch, Richmond and Kingston to Wimbledon and London Waterloo**

	Notes	★ C	★	★ C	★																FX	FO		FO	FO	FX				
<b>London Waterloo</b>	d	1743		1801		1812	1831		1903		1931		2001		2033		2103		2133		2203		2233		2303		2333	2333		
Vauxhall	d	1747		1805		1816	1835		1907		1936		2006		2037		2107		2137		2207		2237		2307		2337	2337		
Queenstown Road	d			1808			1838		1910		1939		2009		2040		2110		2140		2210		2240		2310		2340	2340		
Clapham Junction	d	1753		1811		1822	1841		1913		1942		2013		2043		2113		2143		2213		2243		2313		2343	2343		
Wandsworth Town	d			1814			1844		1916		1944		2016		2046		2116		2146		2216		2246		2316		2346	2346		
Putney	d	1757		1817		1826	1847		1919		1947		2019		2049		2119		2149		2219		2249		2319		2349	2349		
Barnes	d			1822			1852		1922		1952		2022		2052		2122		2152		2222		2252		2322		2352	2352		
Mortlake	d			1824			1854		1924		1954		2025		2054		2124		2154		2224		2254		2324		2354	2354		
North Sheen	d			1826			1856		1926		1956		2027		2056		2126		2156		2226		2256		2326		2356	2356		
Richmond	d	1803		1829		1833	1859		1929		1959		2029		2059		2129		2159		2229		2259		2329		2359	2359		
St Margarets	d			1831			1901		1931		2001		2032		2101		2131		2201		2231		2301		2331		0001	0001		
Twickenham	d	1807		1834		1837	1904		1934		2004		2034		2104		2134		2204		2234		2304		2334		0004	0004		
<b>Strawberry Hill</b>	d	1811		1837		1841	1907		1937		2007		2038		2107		2137		2207		2237		2307		2337		0008	0009		
<b>Shepperton</b>	d			1811		1836		1906		1936		2011		2041		2111		2141		2211		2241		2311	2311		2341			
Upper Halliford	d			1814		1839		1909		1939		2014		2044		2114		2144		2214		2244		2314	2314		2344			
Sunbury	d			1816		1841		1911		1941		2016		2046		2116		2146		2216		2246		2316	2316		2346			
Kempton Park	d			1818		1843		1913		1943		2018		2048		2118		2148		2218		2248		2318	2318		2348			
Hampton	d			1821		1851		1921		1951		2021		2051		2121		2151		2221		2251		2321	2321		2351			
Fulwell	d			1824		1854		1924		1954		2024		2054		2124		2154		2224		2254		2324	2324		2354			
<b>Teddington</b>	d			1829	1843	1859		1913	1929	1943	1959	2012	2029	2041	2059	2111	2129	2141	2159	2211	2229	2241	2259	2311	2329	2329	2341	2359	0011	0012
Hampton Wick	d			1831	1846	1901		1916	1931	1946	2001	2014	2031	2044	2101	2114	2131	2144	2201	2214	2231	2244	2301	2314	2331	2331	2344	0001	0013	0014
<b>Kingston</b>	a			1833	1848	1903		1918	1933	1948	2003	2016	2033	2046	2103	2116	2133	2146	2203	2216	2233	2246	2303	2316	2333	2333	2346	0003	0015	0016
<b>Kingston</b>	d			1834	1848	1904		1918	1934	1948	2004	2018	2034	2048	2104	2118	2134	2148	2204	2218	2234	2248	2304	2318	2334	2334	2349	0004	0016	
Norbiton	d			1836	1850	1906		1920	1936	1950	2006	2020	2036	2050	2106	2120	2136	2150	2206	2220	2236	2250	2306	2320	2336	2336	2351	0006	0018	
New Malden	d			1840	1855	1910		1925	1940	1955	2010	2025	2040	2055	2110	2125	2140	2155	2210	2225	2240	2255	2310	2325	2340	2341	2355	0010	0022	
Raynes Park	d			1843	1858	1913		1928	1943	1958	2013	2028	2043	2058	2113	2128	2143	2158	2213	2228	2243	2258	2313	2328	2343	2343	2358	0011	0024	
Wimbledon	d			1847	1902	1917		1932	1947	2002	2017	2032	2047	2102	2117	2132	2147	2202	2217	2232	2247	2302	2317	2332	2349	2350	0006	0016	0028	
Earlsfield	d				1905			1935		2005		2035		2105		2135		2205		2235		2305		2336		0009	0020	0032		
Clapham Junction	d			1854	1909	1924		1939	1954	2009	2024	2039	2054	2109	2124	2139	2154	2209	2224	2239	2254	2309	2325	2340	0001	0013	0024	0036		
Vauxhall	d			1859	1914	1929		1944	1959	2014	2029	2044	2059	2114	2129	2144	2159	2214	2229	2244	2259	2314	2330	2345	0007	0002	0019	0029	0041	
<b>London Waterloo</b>	a			1904	1919	1934		1949	2004	2019	2034	2049	2104	2119	2134	2149	2204	2219	2234	2249	2306	2319	2336	2350	0012	0007	0023	0033	0046	

Late night and weekend trains may be altered due to engineering works. Please check at [southwesternrailway.com](http://southwesternrailway.com) before travelling.

★ Passengers travelling with cycles may not join or leave services at stations with train times shown in blue. For guide to all other notes and symbols see end of timetable.

**MONDAY TO FRIDAY****Shepperton branch, Richmond and Kingston to Wimbledon and London Waterloo**

Notes	S0																		
<b>London Waterloo</b>	d	0033																	
Vauxhall	d	0037																	
Queenstown Road	d	0041																	
Clapham Junction	d	0046																	
Wandsworth Town	d	0048																	
Putney	d	0051																	
Barnes	d	0054																	
Mortlake	d	0057																	
North Sheen	d	0059																	
Richmond	d	0101																	
St Margarets	d	0104																	
Twickenham	d	0106																	
<b>Strawberry Hill</b>	d	0110s																	
<b>Shepperton</b>	d																		
Upper Halliford	d																		
Sunbury	d																		
Kempton Park	d																		
Hampton	d																		
Fulwell	d																		
<b>Teddington</b>	d	0113s																	
Hampton Wick	d	0115s																	
<b>Kingston</b>	a	0122																	
<b>Kingston</b>	d																		
Norbiton	d																		
New Malden	d																		
Raynes Park	d																		
Wimbledon	d																		
Earlsfield	d																		
Clapham Junction	d																		
Vauxhall	d																		
<b>London Waterloo</b>	a																		

Late night and weekend trains may be altered due to engineering works.  
 Please check at **[southwesternrailway.com](http://southwesternrailway.com)** before travelling.

For guide to all other notes and symbols see end of timetable.

## SATURDAY

## Shepperton branch, Richmond and Kingston to Wimbledon and London Waterloo

Notes																														
<b>London Waterloo</b>	d			0533		0603		0633		0703		0733		0803		0828		0903		0933		1003		1033		1103		1133		
Vauxhall	d			0537		0607		0637		0707		0737		0807		0832		0907		0937		1007		1037		1107		1137		
Queenstown Road	d			0540		0610		0640		0710		0740		0810		0835		0910		0940		1010		1040		1110		1140		
Clapham Junction	d			0543		0613		0643		0713		0743		0813		0838		0913		0943		1013		1043		1113		1143		
Wandsworth Town	d			0546		0616		0646		0716		0746		0816		0841		0916		0946		1016		1046		1116		1146		
Putney	d			0549		0619		0649		0719		0749		0819		0844		0919		0949		1019		1049		1119		1149		
Barnes	d			0552		0622		0652		0722		0752		0822		0847		0922		0952		1022		1052		1122		1152		
Mortlake	d			0554		0624		0654		0724		0754		0824		0849		0924		0954		1024		1054		1124		1154		
North Sheen	d			0556		0626		0656		0726		0756		0826		0851		0926		0956		1026		1056		1126		1156		
Richmond	d			0559		0629		0659		0729		0759		0829		0854		0929		0959		1029		1059		1129		1159		
St Margarets	d			0601		0631		0701		0731		0801		0831		0856		0931		1001		1031		1101		1131		1201		
Twickenham	d	0452		0604		0634		0704		0734		0804		0834		0900		0934		1004		1034		1104		1134		1204		
<b>Strawberry Hill</b>	d	0455		0607		0637		0707		0737		0807		0837		0903		0937		1007		1037		1107		1137		1207		
<b>Shepperton</b>	d					0611		0641		0711		0741		0811		0841		0911		0941		1011		1041		1111		1141		1211
Upper Halliford	d					0614		0644		0714		0744		0814		0844		0914		0944		1014		1044		1114		1144		1214
Sunbury	d					0616		0646		0716		0746		0816		0846		0916		0946		1016		1046		1116		1146		1216
Kempton Park	d					0618		0648		0718		0748		0818		0848		0918		0948		1018		1048		1118		1148		1218
Hampton	d					0621		0651		0721		0751		0821		0851		0921		0951		1021		1051		1121		1151		1221
Fulwell	d					0624		0654		0724		0754		0824		0854		0924		0954		1024		1054		1124		1154		1224
<b>Teddington</b>	d	0459	0544	0611	0629	0641	0659	0711	0729	0741	0759	0811	0829	0841	0859	0911	0929	0941	0959	1011	1029	1041	1059	1111	1129	1141	1159	1211	1229	
Hampton Wick	d	0501	0546	0614	0631	0644	0701	0714	0731	0744	0801	0814	0831	0844	0901	0914	0931	0944	1001	1014	1031	1044	1101	1114	1131	1144	1201	1214	1231	
<b>Kingston</b>	a	0503	0548	0616	0633	0646	0703	0716	0733	0746	0803	0816	0833	0846	0903	0916	0933	0946	1003	1016	1033	1046	1103	1116	1133	1146	1203	1216	1233	
<b>Kingston</b>	d	0504	0549	0618	0634	0648	0704	0718	0734	0748	0804	0818	0834	0848	0904	0918	0934	0948	1004	1018	1034	1048	1104	1118	1134	1148	1204	1218	1234	
Norbiton	d	0506	0551	0620	0636	0650	0706	0720	0736	0750	0806	0820	0836	0850	0906	0920	0936	0950	1006	1020	1036	1050	1106	1120	1136	1150	1206	1220	1236	
New Malden	d	0510	0555	0625	0640	0655	0710	0725	0740	0755	0810	0825	0840	0855	0910	0925	0940	0955	1010	1025	1040	1055	1110	1125	1140	1155	1210	1225	1240	
Raynes Park	d	0513	0558	0628	0643	0658	0713	0728	0743	0758	0813	0828	0843	0858	0913	0928	0943	0958	1013	1028	1043	1058	1113	1128	1143	1158	1213	1228	1243	
Wimbledon	d	0517	0602	0632	0647	0702	0717	0732	0747	0802	0817	0832	0847	0902	0917	0932	0947	1002	1017	1032	1047	1102	1117	1132	1147	1202	1217	1232	1247	
Earlsfield	d	0521	0605	0635	0650	0705	0720	0735	0750	0805	0820	0835	0850	0905	0920	0935	0950	1005	1020	1035	1050	1105	1120	1135	1150	1205	1220	1235	1250	
Clapham Junction	d	0525	0609	0639	0654	0709	0724	0739	0754	0809	0824	0839	0854	0909	0924	0939	0954	1009	1024	1039	1054	1109	1124	1139	1154	1209	1224	1239	1254	
Vauxhall	d	0530	0614	0644	0659	0714	0729	0744	0759	0814	0829	0844	0859	0914	0929	0944	0959	1014	1029	1044	1059	1114	1129	1144	1159	1214	1229	1244	1259	
<b>London Waterloo</b>	a	0537	0619	0649	0705	0719	0735	0749	0805	0819	0835	0849	0905	0919	0935	0949	1005	1019	1035	1049	1105	1119	1135	1149	1205	1219	1235	1250	1305	

Late night and weekend trains may be altered due to engineering works.

Please check at [southwesternrailway.com](http://southwesternrailway.com) before travelling.

For guide to notes and symbols see end of timetable.





## SUNDAY

## Shepperton branch, Richmond and Kingston to Wimbledon and London Waterloo

Notes																	H		H			H			H				
<b>London Waterloo</b>	d			0657b		0817		0917		1014		1114		1214		1314		1414	1420		1514	1520		1614	1620		1714	1720	
Vauxhall	d			0701b		0821		0921		1018		1118		1218		1318		1418	1424		1518	1524		1618	1624		1718	1724	
Queenstown Road	d					0824		0925		1021		1122		1221		1321		1421	1427		1521	1527		1621	1627		1721	1727	
Clapham Junction	d			0720		0827		0928		1024		1125		1224		1324		1424	1430		1524	1530		1624	1630		1724	1730	
Wandsworth Town	d			0722		0830		0930		1027		1128		1227		1327		1427	1433		1527	1533		1627	1633		1727	1733	
Putney	d			0725		0833		0933		1030		1131		1230		1330		1430	1436		1530	1536		1630	1636		1730	1736	
Barnes	d			0728		0836		0936		1033		1134		1233		1333		1433	1439		1533	1539		1633	1639		1733	1739	
Mortlake	d			0731		0838		0939		1035		1136		1235		1335		1435			1535			1635			1735		
North Sheen	d			0733		0840		0941		1037		1138		1237		1337		1437			1537			1637			1737		
Richmond	d	0648		0740		0843		0943		1040		1141		1240		1340		1440	1459e		1540	1559e		1640	1659e		1740	1759e	
St Margarets	d	0650		0742		0845		0946		1042		1143		1242		1342		1442			1542			1642			1742		
Twickenham	d	0653		0745		0848		0948		1045		1145		1245		1345		1445	1511		1545	1611		1645	1711		1745	1811	
<b>Strawberry Hill</b>	d	0656		0749		0851		0952		1049		1149		1249		1349		1449	1514		1549	1614		1649	1714		1749	1814	
<b>Shepperton</b>	d			0711		0811		0911		1011		1111		1211		1311		1411			1511			1611			1711		1811
Upper Halliford	d			0714		0814		0914		1014		1114		1214		1314		1414			1514			1614			1714		1814
Sunbury	d			0716		0816		0916		1016		1116		1216		1316		1416			1516			1616			1716		1816
Kempton Park	d			0718		0818		0918		1018		1118		1218		1318		1418			1518			1618			1718		1818
Hampton	d			0721		0821		0921		1021		1121		1221		1321		1421			1521			1621			1721		1821
Fulwell	d			0724		0824		0924		1024		1124		1224		1324		1424			1524			1624			1724		1824
<b>Teddington</b>	d	0659	0729	0755	0829	0855	0929	0955	1029	1055	1129	1155	1229	1255	1329	1355	1429	1455	1517	1529	1555	1617	1629	1655	1717	1729	1755	1817	1829
Hampton Wick	d	0702	0731	0757	0831	0857	0931	0957	1031	1057	1131	1157	1231	1257	1331	1357	1431	1457	1520	1531	1557	1620	1631	1657	1720	1731	1757	1820	1831
<b>Kingston</b>	a	0704	0733	0759	0833	0859	0933	0959	1033	1059	1133	1159	1233	1259	1333	1359	1433	1459	1522	1533	1559	1622	1633	1659	1722	1733	1759	1822	1833
<b>Kingston</b>	d	0704	0734	0804	0834	0903	0934	1004	1034	1104	1134	1204	1234	1304	1334	1404	1434	1504		1534	1604		1634	1704		1734	1804	1834	
Norbiton	d	0706	0736	0806	0836	0905	0936	1006	1036	1106	1136	1206	1236	1306	1336	1406	1436	1506		1536	1606		1636	1706		1736	1806	1836	
New Malden	d	0710	0740	0810	0840	0909	0940	1010	1040	1110	1140	1210	1240	1310	1340	1410	1440	1510		1540	1610		1640	1710		1740	1810	1840	
Raynes Park	d	0713	0743	0813	0843	0912	0943	1013	1043	1113	1143	1213	1243	1313	1343	1413	1443	1513		1543	1613		1643	1713		1743	1813	1843	
Wimbledon	d	0717	0747	0817	0847	0916	0947	1017	1047	1117	1147	1217	1247	1317	1347	1417	1447	1517		1547	1617		1647	1717		1747	1817	1847	
Earlsfield	d	0720	0750	0820	0850	0919	0950	1020		1120	1150	1220	1250	1320	1350	1420	1450	1520		1550	1620		1650	1720		1750	1820	1850	
Clapham Junction	d	0724	0754	0824	0854	0923	0955	1024	1057	1124	1155	1224	1254	1324	1354	1424	1454	1524		1554	1624		1654	1724		1754	1824	1854	
Vauxhall	d	0729	0759	0829	0859	0928	1001	1029	1102	1129	1200	1229	1259	1329	1359	1429	1459	1529		1559	1629		1659	1729		1759	1829	1859	
<b>London Waterloo</b>	a	0736	0806	0838	0906	0938	1007	1036	1108	1136	1206	1236	1304	1334	1404	1434	1504	1534		1604	1634		1704	1734		1804	1834	1904	

Late night and weekend trains may be altered due to engineering works.

Please check at [southwesternrailway.com](http://southwesternrailway.com) before travelling.

For guide to notes and symbols see end of timetable.

**SUNDAY**

## Shepperton branch, Richmond and Kingston to Wimbledon and London Waterloo

<b>Notes</b>		H			H			H			H			H			H																								
<b>London Waterloo</b>	d	1814	1820		1914	1920		2014	2020		2114	2120		2214	2220		2314	2320	0003	0018																					
Vauxhall	d	1818	1824		1918	1924		2018	2024		2118	2124		2218	2224		2318	2324	0007	0022																					
Queenstown Road	d	1821	1827		1921	1927		2021	2027		2121	2127		2221	2227		2321	2327	0010	0010																					
Clapham Junction	d	1824	1830		1924	1930		2024	2030		2124	2130		2224	2230		2324	2330	0013	0028																					
Wandsworth Town	d	1827	1833		1927	1933		2027	2033		2127	2133		2227	2233		2327	2333	0016	0016																					
Putney	d	1830	1836		1930	1936		2030	2036		2130	2136		2230	2236		2330	2336	0019	0032																					
Barnes	d	1833	1839		1933	1939		2033	2039		2133	2139		2233	2239		2333	2339	0022	0022																					
Mortlake	d	1835			1935			2035			2135			2235			2335		0024	0024																					
North Sheen	d	1837			1937			2037			2137			2237			2337		0026	0026																					
Richmond	d	1840	1859e		1940	1959e		2040	2059e		2140	2159e		2240	2259e		2340	2359e	0029	0038																					
St Margarets	d	1842			1942			2042			2142			2242			2342		0031	0031																					
Twickenham	d	1845	1911		1945	2011		2045	2111		2145	2211		2245	2311		2345	0012	0034	0042	0042																				
<b>Strawberry Hill</b>	d	1849	1914		1949	2014		2049	2114		2149	2214		2249	2314		2348	0015	0037a	0045s	0045s																				
<b>Shepperton</b>	d				1911			2011			2111			2211			2311																								
Upper Halliford	d				1914			2014			2114			2214			2314																								
Sunbury	d				1916			2016			2116			2216			2316																								
Kempton Park	d				1918			2018			2118			2218			2318																								
Hampton	d				1921			2021			2121			2221			2321																								
Fulwell	d				1924			2024			2124			2224			2324																								
<b>Teddington</b>	d	1855	1917	1929	1955	2017	2029	2055	2117	2129	2155	2217	2229	2255	2317	2329	2351	0018		0048s																					
Hampton Wick	d	1857	1920	1931	1957	2020	2031	2057	2120	2131	2157	2220	2231	2257	2320	2331	2354	0021		0051s																					
<b>Kingston</b>	a	1859	1922	1933	1959	2022	2033	2059	2122	2133	2159	2222	2233	2259	2322	2333	2356	0023		0053																					
<b>Kingston</b>	d	1904		1934	2004		2034	2104		2134	2204		2234	2304		2334																									
Norbiton	d	1906		1936	2006		2036	2106		2136	2206		2236	2306		2336																									
New Malden	d	1910		1940	2010		2040	2110		2140	2210		2240	2310		2340																									
Raynes Park	d	1913		1943	2013		2043	2113		2143	2213		2243	2313		2343																									
Wimbledon	d	1917		1947	2017		2047	2117		2147	2217		2247	2317		2347																									
Earlsfield	d	1920		1950	2020		2050	2120		2150	2220		2250	2320		2350																									
Clapham Junction	d	1924		1954	2024		2054	2124		2154	2224		2254	2324		2354																									
Vauxhall	d	1929		1959	2029		2059	2129		2159	2229		2259	2329		2359																									
<b>London Waterloo</b>	a	1934		2004	2034		2104	2136		2205	2236		2306	2336		0005																									



Late night and weekend trains may be altered due to engineering works.

Please check at [southwesternrailway.com](http://southwesternrailway.com) before travelling.





For guide to notes and symbols see end of timetable.



## GUIDE TO NOTES AND SYMBOLS

- A** From Shepperton.  
**B** Service runs via Richmond.  
**C** To Shepperton.  
**D** From Twickenham.  
**H** Service runs via Hounslow.  
**FX** Service does not run on Friday.  
**FO** Service runs on Friday only.  
**SO** Service runs on Saturday morning only.  
**a** Arrival time.  
**b** Change at Clapham Junction.  
**c** Change at Wimbledon.  
**d** Departure time.  
**e** Change at Twickenham.  
**k** Arrives Twickenham 10 minutes earlier.  
**s** Stops to let passengers leave the train only.  
 Continued in later column.  
 Continued from earlier column.

All services in this timetable are operated by South Western Railway.

-  Interchange for London Trams service to Croydon. Visit [tfl.gov.uk](http://tfl.gov.uk) for details.  
 Interchange for London Underground services. Visit [tfl.gov.uk](http://tfl.gov.uk) for details.  
 Car Park.  
 Minimum connection time where different from the standard five minutes.  
**#8** Refers to the timetable number which shows the full service between this station and London Waterloo.  
★ Passengers travelling with cycles may not join or leave services at stations with train times shown in blue.

### Cycles on trains - Monday to Friday

At peak times the following restrictions apply in the area bounded by Reading, Hook, Alton, Guildford and Dorking.

Passengers travelling with cycles may not join or leave services timed to arrive at London Waterloo between 0715 and 1000 inclusive or timed to depart from London Waterloo between 1645 and 1900 inclusive.













Passengers travelling with cycles may not join or leave services timed to depart from Clapham Junction between 0745 and 0900 inclusive in an area bounded by Clapham Junction, Strawberry Hill and Feltham.

### Travelling after midnight?

Trains which run after midnight are shown at the end of the day.

## STATION INFORMATION

See notes for explanation of symbols.

London Waterloo			
Vauxhall			
Clapham Junction			
Earlsfield			#8
Wimbledon	 	 	#8
Raynes Park			#8
New Malden			#8
Norbiton			
Kingston			
Hampton Wick			
Teddington			
Fulwell			
Hampton			
Kempton Park			
Sunbury			
Upper Halliford			
Shepperton			
Strawberry Hill			
Twickenham			#9
St Margarets			#9
Richmond			#9
North Sheen			#9
Mortlake			#9
Barnes			#9
Putney			#9
Wandsworth Town			#9
Queenstown Road			#9

Visit us at [southwesternrailway.com](https://southwesternrailway.com)

- Buying tickets online
- Live train information
- Train times
- Special offers and days out
- Plan your journey
- Latest news

## Customer Service Centre

**0345 6000 650**

Our UK based team are available 7 days a week from 6am to 10pm for:

- Comments and suggestions

## Assisted Travel

**0800 5282 100**

**Text relay 18001 0800 5282 100**

A freephone service open 24 hours for older and disabled customers.

We recommend booking assistance **4 hours in advance**.

## National Rail Enquiries

**03457 48 49 50**

Train times, fares and rail information.

## Free travel alerts

[southwesternrailway.com/alerts](https://southwesternrailway.com/alerts)

Keeping our registered customers up-to-date with their service running information, delays and alterations.

## Twitter [@SW\\_Help](https://twitter.com/SW_Help)

Follow South Western Railway on Twitter and be the first to know what's happening on our network.

## Facebook [Facebook.com/SWRailway](https://Facebook.com/SWRailway)

Providing South Western Railway network information and details of our latest offers.

First MTR South Western Trains Limited (trading as South Western Railway) accepts no liability for any inaccuracy in the information contained in this timetable which is subject to alteration.

First MTR South Western Trains Limited. Registered in England and Wales 07900320.

Registered office: 8th Floor, The Point, 37 North Wharf Road, London W2 1AF.

A First and MTR company.

**South Western**  
 **Railway**

PTT01 1221



Please Recycle