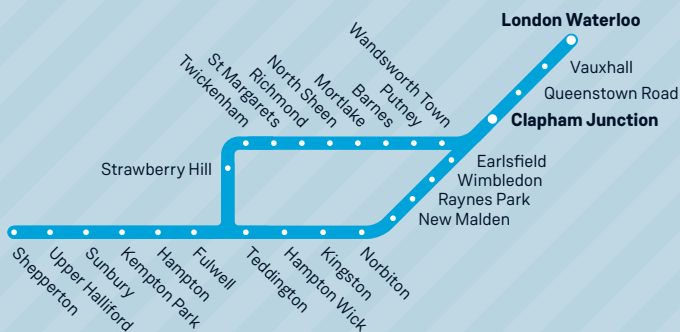


# 1

## Kingston Loop and Shepperton to London Waterloo



### Train times

11 September to 5 November 2021

South Western  
Railway

## Your timetable

This timetable shows the full service between **Shepperton, Kingston and London Waterloo, and services between Kingston, Teddington and London Waterloo via Richmond.**

## Buy a ticket before you board

You need to buy a valid ticket before you get on your train. We know that most of our passengers do this before travelling, and we have a duty to those passengers to make sure no-one travels without paying. This is why we run a penalty fares scheme across most of our network.

If you travel without a valid ticket to or from a station within the penalty fares area, you may have to pay a penalty fare of £20 or twice the single fare to the next station your train stops at (whichever is higher). You will also have to buy a ticket for the rest of your journey.

We have a policy to, wherever possible, prosecute everyone who deliberately avoids paying.

## Travel with Confidence

So that you can travel with confidence, we are: ventilating trains to refresh air, improving information about journeys and trains, and extensively cleaning trains and stations.

In crowded spaces, wear a face covering out of respect to others. Please be considerate of other passengers and rail staff.

## Automated Delay Repay

We have introduced a new Automated Delay Repay (ADR) system that drastically cuts the time it takes to claim and receive compensation if your train is late.

ADR works for all customers who have bought Advance tickets or a Touch Smartcard season ticket from our website.

If you have a Touch Smartcard season ticket, you will need to touch in and out at the beginning and end of your journey, sign up for a Delay Repay account at **delayrepay.southwesternrailway.com** and select 'Auto Delay Repay'. (The email addresses you use for 'My Account' and 'Delay Repay' must match.)

To find out more about Automated Delay Repay, visit: **southwesternrailway.com/contact-and-help/refunds-and-compensation/delay-repay/automated-delay-repay.**

## No-smoking policy

For the comfort of all our customers, smoking and using e-cigarettes is not allowed on any part of our trains or stations.

You can smoke outside the station entrance or in our car parks.

## Cycles on trains

The services in this timetable have limited room for cycles, so we have had to apply some restrictions. The ★ symbol, with train times printed in **blue**, shows which trains have restrictions. These restrictions are explained in the 'Guide to notes and symbols' section.

We will carry folding cycles on any train, as long as they can be folded small enough to be carried safely in the luggage rack. Cycles are not allowed on buses that replace trains during engineering work.

## Changes to train times

Network Rail need to do engineering work to maintain and improve the rail network. They do a lot of this work at weekends and during holiday periods, but they also need to do some work overnight during the week.

If we need to close rail lines so Network Rail can carry out work, buses will replace train services. We may also have to alter train services over a wider area.

Please check for any changes to train times before travelling at weekends, late in the evening or early in the morning.

Look for the 'Changes to train times' posters at stations, or visit our website at **southwesternrailway.com**.



# South Western Railway and Community Rail Partnerships

We are committed to working with Community Rail Partnerships (CRPs) across our network. CRPs are not-for-profit organisations that help to further connect the railway with the communities they serve. They work closely with SWR to promote healthy and sustainable travel, design projects which bring communities together, as well as support social and economic development. SWR is proud to provide core funding and support to 12 CRPs on our network.

## Hounslow and Richmond CRP

**Stations: Barnes Bridge, Kew Bridge, Chiswick, Brentford, Isleworth, Syon Lane, Hounslow, Barnes, Mortlake, North Sheen, Richmond, St Margarets, Twickenham, Whitton and Feltham.**

This was the first London based CRP and aims to build on community engagement in the area whilst encouraging greater involvement at stations.

Email: **[hounslowandrichmondcrp@gmail.com](mailto:hounslowandrichmondcrp@gmail.com)**

## Windsor Lines Passengers Association

WLPA represents users of rail services from London Waterloo to Windsor and Reading including the Weybridge and Camberley branches and the Hounslow and Kingston loops.

Email: **[membership@wlpa.co.uk](mailto:membership@wlpa.co.uk)**

Website: **[wlpa.co.uk](http://wlpa.co.uk)**







**MONDAY TO FRIDAY**
**London Waterloo and Wimbledon to Kingston, Richmond and the Shepperton branch**

Notes	A			★		★	★ A				★	★ A	D		★	★ A		★							
<b>London Waterloo</b>	d	0512		0550c	0612		0627		0642		0657		0712		0727		0742		0757	0812		0827	0842	0857	0912
Vauxhall	d	0516		0554c	0616		0631		0646		0701		0716		0731		0746		0801	0816		0831	0846	0901	0916
Clapham Junction	d	0521		0559c	0621		0636		0651		0706		0721		0736		0751		0806	0821		0836	0851	0906	0921
Earlsfield	d	0524		0602c	0624		0639				0709				0739				0809			0839		0909	
Wimbledon	d	0528			0612	0628	0643		0658		0713		0728		0743		0758		0813	0828		0843	0858	0913	0928
Raynes Park	d	0531			0615	0631	0646		0701		0716		0731		0746		0801		0816	0831		0846	0901	0916	0931
New Malden	d	0534			0618	0634	0649		0704		0719		0734		0749		0804		0819	0834		0849	0904	0919	0934
Norbiton	d	0537			0621	0637	0652		0707		0722		0737		0752		0807		0822	0837		0852	0907	0922	0937
<b>Kingston</b>	a	0540			0624	0640	0655		0710		0725		0740		0755		0810		0825	0840		0855	0910	0925	0940
<b>Kingston</b>	d	0540		0559	0629	0640	0659		0710		0729		0740		0759		0810		0829	0840		0859	0910	0929	0940
Hampton Wick	d	0542		0601	0631	0642	0701		0712		0731		0742		0801		0812		0831	0842		0901	0912	0931	0942
<b>Teddington</b>	d	0545		0605	0635	0645	0705		0715		0735		0745		0805		0815		0835	0845		0905	0915	0935	0945
Fulwell	d	0549			0649				0707	0719			0732	0749			0819			0849			0919		0949
Hampton	d	0553			0653				0710	0723			0735	0753			0823			0853			0923		0953
Kempton Park	d								0714				0739	0756			0826			0856			0926		0956
Sunbury	d	0557	0604		0657	0704			0715	0727	0734		0740	0758	0805		0828	0835		0858	0905		0928		0958
Upper Halliford	d		0608			0708					0738				0809			0839			0909				
<b>Shepperton</b>	a	0606	0612		0707	0712			0725	0737	0742		0750	0807	0813		0837	0843		0907	0913		0937		1007
<b>Strawberry Hill</b>	d	0539		0608	0638		0708	0715			0738	0745			0808	0815		0838			0908			0938	
Twickenham	d	0543		0613	0643		0713	0726			0743	0757			0813	0827		0843			0915			0943	
St Margarets	d	0545		0615	0645		0715	0728			0745	0759			0815	0829		0845			0917			0945	
Richmond	d	0549		0619	0649		0719	0732			0749	0802			0819	0832		0849			0920			0949	
North Sheen	d	0551		0621	0651		0721	0734			0751	0804			0821	0834		0851			0922			0951	
Mortlake	d	0553		0623	0653		0723	0736			0753	0807			0823	0837		0853			0925			0953	
Barnes	d	0556		0626	0656		0726	0740			0756	0810			0826	0840		0856			0928			0956	
Putney	d	0559		0629	0659		0729	0743			0759	0813			0829	0843		0859			0931			0959	
Wandsworth Town	d	0602		0632	0702		0732	0746			0802	0816			0832	0846		0902			0934			1002	
Clapham Junction	d	0605		0635	0705		0735	0749			0805	0819			0835	0849		0905			0937			1005	
Queenstown Road	d	0608		0638	0708		0738	0752			0808	0822			0838	0852		0908			0940			1008	
Vauxhall	d	0612		0642	0712		0742	0756			0812	0826			0842	0856		0912			0943			1012	
<b>London Waterloo</b>	a	0616		0646	0718		0748	0804			0818	0834			0849	0904		0921			0951			1019	

Late night and weekend trains may be altered due to engineering works.  
Please check at [southwesternrailway.com](http://southwesternrailway.com) before travelling.

★ Passengers travelling with cycles may not join or leave services at stations with train times shown in blue.  
For guide to all other notes and symbols see end of timetable.

**MONDAY TO FRIDAY**
**London Waterloo and Wimbledon to Kingston, Richmond and the Shepperton branch**

Notes																													
<b>London Waterloo</b>	d		0927	0941	0958	1012		1027	1042	1057	1112		1127	1142	1157	1212		1227	1242	1257	1312		1327	1342	1357	1412		1427	1442
Vauxhall	d		0931	0946	1003	1016		1031	1046	1101	1116		1131	1146	1201	1216		1231	1246	1301	1316		1331	1346	1401	1416		1431	1446
Clapham Junction	d		0936	0951	1008	1021		1036	1051	1106	1121		1136	1151	1206	1221		1236	1251	1306	1321		1336	1351	1406	1421		1436	1451
Earlsfield	d		0939		1012			1039		1109			1139		1209			1239		1309			1339		1409			1439	
Wimbledon	d		0943	0958	1017	1028		1043	1058	1113	1128		1143	1158	1213	1228		1243	1258	1313	1328		1343	1358	1413	1428		1443	1458
Raynes Park	d		0946	1001	1019	1031		1046	1101	1116	1131		1146	1201	1216	1231		1246	1301	1316	1331		1346	1401	1416	1431		1446	1501
New Malden	d		0949	1004	1021	1034		1049	1104	1119	1134		1149	1204	1219	1234		1249	1304	1319	1334		1349	1404	1419	1434		1449	1504
Norbiton	d		0952	1007	1025	1037		1052	1107	1122	1137		1152	1207	1222	1237		1252	1307	1322	1337		1352	1407	1422	1437		1452	1507
<b>Kingston</b>	a		0955	1010	1027	1040		1055	1110	1125	1140		1155	1209	1225	1240		1255	1310	1325	1340		1355	1410	1425	1440		1455	1510
<b>Kingston</b>	d		0959	1010	1030	1040		1059	1110	1129	1140		1159	1210	1229	1240		1259	1310	1329	1340		1359	1410	1429	1440		1459	1510
Hampton Wick	d		1001	1012	1032	1042		1101	1112	1131	1142		1201	1212	1231	1242		1301	1312	1331	1342		1401	1412	1431	1442		1501	1512
<b>Teddington</b>	d		1005	1015	1035	1045		1105	1115	1135	1145		1205	1215	1235	1245		1305	1315	1335	1345		1405	1415	1435	1445		1505	1515
Fulwell	d			1019		1049			1119		1149			1219		1249			1319		1349			1419		1449			1519
Hampton	d			1023		1053			1123		1153			1223		1253			1323		1353			1423		1453			1523
Kempton Park	d			1026		1056			1126		1156			1226		1256			1326		1356			1426		1456			1526
Sunbury	d	<b>1005</b>		1028		1058	<b>1105</b>		1128		1158	<b>1205</b>		1228		1258	<b>1305</b>		1328		1358	<b>1405</b>		1428		1458	<b>1505</b>		1528
Upper Halliford	d	<b>1009</b>					<b>1109</b>					<b>1209</b>					<b>1309</b>					<b>1409</b>					<b>1509</b>		
<b>Shepperton</b>	a	<b>1013</b>		1037		1107	<b>1113</b>		1137		1207	<b>1213</b>		1238		1307	<b>1313</b>		1337		1407	<b>1413</b>		1437		1507	<b>1513</b>		1537
<b>Strawberry Hill</b>	d		1008		1038			1108		1138			1208		1238			1308		1338			1408		1438			1508	
Twickenham	d		1013		1043			1113		1143			1213		1243			1313		1343			1413		1443			1513	
St Margarets	d		1015		1045			1115		1145			1215		1245			1315		1345			1415		1445			1515	
Richmond	d		1019		1049			1119		1149			1219		1249			1319		1349			1419		1449			1519	
North Sheen	d		1021		1051			1121		1151			1221		1251			1321		1351			1421		1451			1521	
Mortlake	d		1023		1053			1123		1153			1223		1253			1323		1353			1423		1453			1523	
Barnes	d		1026		1056			1126		1156			1226		1256			1326		1356			1426		1456			1526	
Putney	d		1029		1059			1129		1159			1229		1259			1329		1359			1429		1459			1529	
Wandsworth Town	d		1032		1102			1132		1202			1232		1302			1332		1402			1432		1502			1532	
Clapham Junction	d		1035		1105			1135		1205			1235		1305			1335		1405			1435		1505			1535	
Queenstown Road	d		1038		1108			1138		1208			1238		1308			1338		1408			1438		1508			1538	
Vauxhall	d		1042		1112			1142		1212			1242		1312			1342		1412			1442		1512			1542	
<b>London Waterloo</b>	a		1046		1116			1146		1216			1246		1316			1346		1416			1446		1516			1547	

Late night and weekend trains may be altered due to engineering works.  
Please check at [southwesternrailway.com](http://southwesternrailway.com) before travelling.

For guide to all other notes and symbols see end of timetable.






**MONDAY TO FRIDAY**
**London Waterloo and Wimbledon to Kingston, Richmond and the Shepperton branch**

Notes											★	★		★	★ B	★		★	★ B	★		★	★		★					
<b>London Waterloo</b>	d	1457	1512		1527	1542	1557	1612		1627	1642	1657	1712		1727	1743	1742		1757	1812	1812		1827	1842		1857	1912		1927	
Vauxhall	d	1501	1516		1531	1546	1601	1616		1631	1646	1701	1716		1731	1747	1747		1801	1816	1817		1831	1847		1901	1917		1931	
Clapham Junction	d	1506	1521		1536	1551	1606	1621		1636	1651	1706	1721		1736	1753	1752		1806	1822	1822		1837	1852		1906	1922		1936	
Earlsfield	d	1509	1524		1539	1554	1609	1624		1639	1654	1709	1724		1739		1755		1809		1825		1839	1855		1909	1925		1939	
Wimbledon	d	1513	1528		1543	1558	1613	1628		1643	1658	1713	1728		1743		1759		1813		1829		1843	1859		1913	1929		1943	
Raynes Park	d	1516	1531		1546	1601	1616	1631		1646	1701	1716	1731		1746		1802		1816		1832		1846	1902		1916	1932		1946	
New Malden	d	1519	1534		1549	1604	1619	1634		1649	1704	1719	1734		1749		1805		1819		1835		1849	1905		1919	1935		1949	
Norbiton	d	1522	1537		1552	1607	1622	1637		1652	1707	1722	1737		1752		1808		1822		1838		1852	1908		1922	1938		1952	
<b>Kingston</b>	a	1525	1540		1555	1610	1625	1640		1655	1710	1725	1740		1755		1811		1825		1841		1855	1911		1925	1941		1955	
<b>Kingston</b>	d	1529	1540		1559	1610	1629	1640		1659	1710	1729	1740		1759		1811		1829		1841		1859	1911		1929	1941		1959	
Hampton Wick	d	1531	1542		1601	1612	1631	1642		1701	1712	1731	1742		1801		1813		1831		1843		1901	1913		1931	1943		2001	
<b>Teddington</b>	d	1535	1545		1605	1615	1635	1645		1705	1715	1735	1745		1805		1816		1835		1846		1905	1916		1935	1946		2005	
Fulwell	d		1549		1619		1649			1719		1749			1813	1820			1843	1850			1920				1950			
Hampton	d		1553		1623		1653			1723		1753			1817	1824			1847	1854			1924				1954			
Kempton Park	d		1556		1626		1656			1726		1756			1827	1827			1857	1857			1927				1957			
Sunbury	d		1558	1605	1628		1658	1705		1728		1758	1805		1821	1829	1836		1851	1859	1906		1929	1936		1959	2006			
Upper Halliford	d		1609					1709					1809			1840			1900	1910	1910			1940			2010			
<b>Shepperton</b>	a		1607	1613		1637		1707	1713		1737		1807	1813		1830	1842	1844		1900	1912	1914		1941	1944		2008	2014		
<b>Strawberry Hill</b>	d	1538			1608		1638			1708		1738			1808				1838				1908			1938			2008	
Twickenham	d	1543			1613		1643			1713		1743			1813				1843				1913			1943			2013	
St Margarets	d	1545			1615		1645			1715		1745			1815				1845				1915			1945			2015	
Richmond	d	1549			1619		1649			1719		1749			1819				1849				1919			1949			2019	
North Sheen	d	1551			1621		1651			1721		1751			1821				1851				1921			1951			2021	
Mortlake	d	1553			1623		1653			1723		1753			1823				1853				1923			1953			2023	
Barnes	d	1556			1626		1656			1726		1756			1826				1856				1926			1956			2026	
Putney	d	1559			1629		1659			1729		1759			1829				1859				1929			1959			2029	
Wandsworth Town	d	1602			1632		1702			1732		1802			1832				1902				1932			2002			2032	
Clapham Junction	d	1605			1635		1705			1735		1805			1835				1905				1935			2005			2035	
Queenstown Road	d	1608			1638		1708			1738		1808			1838				1908				1938			2008			2038	
Vauxhall	d	1612			1642		1712			1742		1812			1842				1912				1942			2012			2042	
<b>London Waterloo</b>	a	1616			1646		1719			1746		1819			1849				1916				1946			2016			2046	

Late night and weekend trains may be altered due to engineering works.  
Please check at [southwesternrailway.com](http://southwesternrailway.com) before travelling.

★ Passengers travelling with cycles may not join or leave services at stations with train times shown in blue.  
For guide to all other notes and symbols see end of timetable.

**MONDAY TO FRIDAY**
**London Waterloo and Wimbledon to Kingston, Richmond and the Shepperton branch**

Notes																			FX	FO	FO	FX	 SX	SO	 SO	SO		
<b>London Waterloo</b>	d	1942	1957	2012		2027	2042	2059	2112		2127	2142	2157	2212		2227	2242	2257	2313		2327	2327	2338	2357		0012		0042
Vauxhall	d	1946	2001	2016		2031	2046	2103	2116		2131	2146	2201	2216		2231	2246	2301	2317		2331	2331	2343	0001		0016		0046
Clapham Junction	d	1951	2006	2021		2036	2051	2108	2121		2136	2151	2206	2221		2236	2251	2306	2322		2336	2336	2348	0006		0021		0051
Earlsfield	d	1954	2009	2024		2039	2054	2111	2124		2139	2154	2209	2224		2239	2254	2309	2325		2339	2339	2351	0009		0024		
Wimbledon	d	1958	2013	2031		2043	2058	2115	2128		2143	2158	2213	2228		2243	2258	2313	2329		2343	2343	2355	0013		0028		0105
Raynes Park	d	2001	2016	2034		2046	2101	2118	2131		2146	2201	2216	2231		2246	2301	2316	2332		2346	2346	2358	0016		0031		0108
New Malden	d	2004	2019	2037		2049	2104	2121	2134		2149	2204	2219	2234		2249	2304	2319	2335		2349	2349	0001	0019		0034		0111
Norbiton	d	2007	2022	2040		2052	2107	2124	2137		2152	2207	2222	2237		2252	2307	2322	2338		2352	2352	0004	0022		0037		0114
<b>Kingston</b>	a	2010	2025	2043		2055	2110	2127	2140		2155	2210	2225	2240		2255	2310	2325	2341		2355	2355	0007	0025		0040		0117
<b>Kingston</b>	d	2010	2029	2043		2059	2110	2129	2140		2159	2210	2229	2240		2259	2310	2329	2341		2355	2355	0007	0025		0040		0117
Hampton Wick	d	2012	2031	2045		2101	2112	2131	2142		2201	2212	2231	2242		2301	2312	2331	2343		2357	2357	0009	0027		0042		0119s
<b>Teddington</b>	d	2015	2035	2048		2105	2115	2135	2145		2205	2215	2235	2245		2305	2315	2335	2346		2359	2359	0012	0030		0045		0122s
Fulwell	d	2019		2052		2119		2149			2219		2249			2319		2350					0016	0034		0049		
Hampton	d	2023		2056		2123		2153			2223		2253			2323		2354					0020	0038		0053		
Kempton Park	d	2026		2059		2126		2156			2226		2256			2326		2357					0023	0041		0056		
Sunbury	d	2028		2101	<b>2105</b>	2128		2158	<b>2205</b>		2228		2258	<b>2305</b>		2328		2359	<b>0005</b>				0025	0043	<b>0050</b>	0058	<b>0105</b>	
Upper Halliford	d			2109	<b>2109</b>			2137			2209		2237			2309			<b>0009</b>				0034	0052	<b>0054</b>	0109	<b>0109</b>	
<b>Shepperton</b>	a	2037		2109	<b>2113</b>	2137		2207	<b>2213</b>		2237		2307	<b>2313</b>		2337		0008	<b>0013</b>				0034	0052	<b>0058</b>	0107	<b>0113</b>	
<b>Strawberry Hill</b>	d		2038			2108		2138			2208		2238			2308		2338										0126a
Twickenham	d		2043			2113		2143			2213		2243			2313		2343			0006a	0007						
St Margarets	d		2045			2115		2145			2215		2245			2315		2345				0009						
Richmond	d		2049			2119		2149			2219		2249			2319		2349				0012						
North Sheen	d		2051			2121		2151			2221		2251			2321		2351				0014						
Mortlake	d		2053			2123		2153			2223		2253			2323		2353				0017						
Barnes	d		2056			2126		2156			2226		2256			2326		2356				0020						
Putney	d		2059			2129		2159			2229		2259			2329		2359				0023						
Wandsworth Town	d		2102			2132		2202			2232		2302			2332		0002				0026						
Clapham Junction	d		2105			2135		2205			2235		2304			2335		0005				0029						
Queenstown Road	d		2108			2138		2208			2238		2307			2338		0008				0032						
Vauxhall	d		2112			2142		2212			2242		2312			2342		0012				0035						
<b>London Waterloo</b>	a		2119			2146		2216			2246		2317			2346		0016				0040						

Late night and weekend trains may be altered due to engineering works.  
Please check at [southwesternrailway.com](http://southwesternrailway.com) before travelling.

For guide to all other notes and symbols see end of timetable.



## SATURDAY

## London Waterloo and Wimbledon to Kingston, Richmond and the Shepperton branch

Notes																												
<b>London Waterloo</b>	d	0512			0550c	0612		0627	0642	0657	0712		0727	0742	0757	0812		0827	0842	0857	0912		0927	0942	0957	1012		1027
Vauxhall	d	0516			0554c	0616		0631	0646	0701	0716		0731	0746	0801	0816		0831	0846	0901	0916		0931	0946	1001	1016		1031
Clapham Junction	d	0521			0559c	0621		0636	0651	0706	0721		0736	0751	0806	0821		0836	0851	0906	0921		0936	0951	1006	1021		1036
Earlsfield	d	0524			0602c	0624		0639	0654	0709	0724		0739	0754	0809	0824		0839	0854	0909	0924		0939	0954	1009	1024		1039
Wimbledon	d	0528			0613	0628		0643	0658	0713	0728		0743	0758	0813	0828		0843	0858	0913	0928		0943	0958	1013	1028		1043
Raynes Park	d	0531			0617	0631		0646	0701	0716	0731		0746	0801	0816	0831		0846	0901	0916	0931		0946	1001	1016	1031		1046
New Malden	d	0534			0619	0634		0649	0704	0719	0734		0749	0804	0819	0834		0849	0904	0919	0934		0949	1004	1019	1034		1049
Norbiton	d	0537			0623	0637		0652	0707	0722	0737		0752	0807	0822	0837		0852	0907	0922	0937		0952	1007	1022	1037		1052
<b>Kingston</b>	a	0540			0625	0640		0655	0710	0725	0740		0755	0810	0825	0840		0855	0910	0925	0940		0955	1010	1025	1040		1055
<b>Kingston</b>	d	0540		0559	0629	0640		0659	0710	0729	0740		0759	0810	0829	0840		0859	0910	0929	0940		0959	1010	1029	1040		1059
Hampton Wick	d	0542		0601	0631	0642		0701	0712	0731	0742		0801	0812	0831	0842		0901	0912	0931	0942		1001	1012	1031	1042		1101
<b>Teddington</b>	d	0545		0605	0635	0645		0705	0715	0735	0745		0805	0815	0835	0845		0905	0915	0935	0945		1005	1015	1035	1045		1105
Fulwell	d	0549				0649			0719		0749			0819		0849			0919		0949			1019		1049		
Hampton	d	0553				0653			0723		0753			0823		0853			0923		0953			1023		1053		
Kempton Park	d	0556				0656			0726		0756			0826		0856			0926		0956			1026		1056		
Sunbury	d	0558	0605			0658	0705		0728		0758	0805		0828		0858	0905		0928		0958	1005		1028		1058	1105	
Upper Halliford	d		0609				0709					0809					0909					1009				1109		
<b>Shepperton</b>	a	0605	0613			0705	0713		0735		0805	0813		0835		0905	0913		0935		1005	1013		1035		1105	1113	
<b>Strawberry Hill</b>	d	0538			0608	0638		0708		0738			0808		0838			0908		0938			1008		1038		1108	
Twickenham	d	0543			0613	0643		0713		0743			0813		0843			0913		0943			1013		1043		1113	
St Margarets	d	0545			0615	0645		0715		0745			0815		0845			0915		0945			1015		1045		1115	
Richmond	d	0549			0619	0649		0719		0749			0819		0849			0919		0949			1019		1049		1119	
North Sheen	d	0551			0621	0651		0721		0751			0821		0851			0921		0951			1021		1051		1121	
Mortlake	d	0553			0623	0653		0723		0753			0823		0853			0923		0953			1023		1053		1123	
Barnes	d	0556			0626	0656		0726		0756			0826		0856			0926		0956			1026		1056		1126	
Putney	d	0559			0629	0659		0729		0759			0829		0859			0929		0959			1029		1059		1129	
Wandsworth Town	d	0602			0632	0702		0732		0802			0832		0902			0932		1002			1032		1102		1132	
Clapham Junction	d	0605			0635	0705		0735		0805			0835		0905			0935		1005			1035		1105		1135	
Queenstown Road	d	0608			0638	0708		0738		0808			0838		0908			0938		1008			1038		1108		1138	
Vauxhall	d	0612			0642	0712		0742		0812			0842		0912			0942		1012			1042		1112		1142	
<b>London Waterloo</b>	a	0616			0647	0716		0746		0816			0846		0916			0947		1016			1046		1116		1147	

Late night and weekend trains may be altered due to engineering works.

Please check at [southwesternrailway.com](http://southwesternrailway.com) before travelling.

For guide to notes and symbols see end of timetable.

## SATURDAY

## London Waterloo and Wimbledon to Kingston, Richmond and the Shepperton branch

Notes																													
<b>London Waterloo</b>	d	1042	1057	1112		1127	1142	1157	1212		1227	1242	1257	1312		1327	1342	1357	1412		1427	1442	1457	1512		1527	1542	1557	1612
Vauxhall	d	1046	1101	1116		1131	1146	1201	1216		1231	1246	1301	1316		1331	1346	1401	1416		1431	1446	1501	1516		1531	1546	1601	1616
Clapham Junction	d	1051	1106	1121		1136	1151	1206	1221		1236	1251	1306	1321		1336	1351	1406	1421		1436	1451	1506	1521		1536	1551	1606	1621
Earlsfield	d	1054	1109	1124		1139	1154	1209	1224		1239	1254	1309	1324		1339	1354	1409	1424		1439	1454	1509	1524		1539	1554	1609	1624
Wimbledon	d	1058	1113	1128		1143	1158	1213	1228		1243	1258	1313	1328		1343	1358	1413	1428		1443	1458	1513	1528		1543	1558	1613	1628
Raynes Park	d	1101	1116	1131		1146	1201	1216	1231		1246	1301	1316	1331		1346	1401	1416	1431		1446	1501	1516	1531		1546	1601	1616	1631
New Malden	d	1104	1119	1134		1149	1204	1219	1234		1249	1304	1319	1334		1349	1404	1419	1434		1449	1504	1519	1534		1549	1604	1619	1634
Norbiton	d	1107	1122	1137		1152	1207	1222	1237		1252	1307	1322	1337		1352	1407	1422	1437		1452	1507	1522	1537		1552	1607	1622	1637
<b>Kingston</b>	a	1110	1125	1140		1155	1210	1225	1240		1255	1310	1325	1340		1355	1410	1425	1440		1455	1510	1525	1540		1555	1610	1625	1640
<b>Kingston</b>	d	1110	1129	1140		1159	1210	1229	1240		1259	1310	1329	1340		1359	1410	1429	1440		1459	1510	1529	1540		1559	1610	1629	1640
Hampton Wick	d	1112	1131	1142		1201	1212	1231	1242		1301	1312	1331	1342		1401	1412	1431	1442		1501	1512	1531	1542		1601	1612	1631	1642
<b>Teddington</b>	d	1115	1135	1145		1205	1215	1235	1245		1305	1315	1335	1345		1405	1415	1435	1445		1505	1515	1535	1545		1605	1615	1635	1645
Fulwell	d	1119		1149			1219		1249			1319		1349			1419		1449			1519		1549			1619		1649
Hampton	d	1123		1153			1223		1253			1323		1353			1423		1453			1523		1553			1623		1653
Kempton Park	d	1126		1156			1226		1256			1326		1356			1426		1456			1526		1556			1626		1656
Sunbury	d	1128		1158	1205		1228		1258	1305		1328		1358	1405		1428		1458	1505		1528		1558	1605		1628		1658
Upper Halliford	d				1209					1309					1409				1509					1609					
<b>Shepperton</b>	a	1135		1205	1213		1235		1305	1313		1335		1405	1413		1435		1505	1513		1535		1605	1613		1635		1705
<b>Strawberry Hill</b>	d		1138			1208		1238			1308		1338			1408		1438			1508		1538			1608		1638	
Twickenham	d		1143			1213		1243			1313		1343			1413		1443			1513		1543			1613		1643	
St Margarets	d		1145			1215		1245			1315		1345			1415		1445			1515		1545			1615		1645	
Richmond	d		1149			1219		1249			1319		1349			1419		1449			1519		1549			1619		1649	
North Sheen	d		1151			1221		1251			1321		1351			1421		1451			1521		1551			1621		1651	
Mortlake	d		1153			1223		1253			1323		1353			1423		1453			1523		1553			1623		1653	
Barnes	d		1156			1226		1256			1326		1356			1426		1456			1526		1556			1626		1656	
Putney	d		1159			1229		1259			1329		1359			1429		1459			1529		1559			1629		1659	
Wandsworth Town	d		1202			1232		1302			1332		1402			1432		1502			1532		1602			1632		1702	
Clapham Junction	d		1205			1235		1305			1335		1405			1435		1505			1535		1605			1635		1705	
Queenstown Road	d		1208			1238		1308			1338		1408			1438		1508			1538		1608			1638		1708	
Vauxhall	d		1212			1242		1312			1342		1412			1442		1512			1542		1612			1642		1712	
<b>London Waterloo</b>	a		1216			1246		1316			1346		1416			1446		1516			1546		1616			1646		1716	







Late night and weekend trains may be altered due to engineering works.

Please check at [southwesternrailway.com](http://southwesternrailway.com) before travelling.

For guide to notes and symbols see end of timetable.

## SATURDAY

## London Waterloo and Wimbledon to Kingston, Richmond and the Shepperton branch

Notes																													
<b>London Waterloo</b>	d		1627	1642	1657	1712		1727	1742	1757	1812		1827	1842	1857	1912		1927	1942	1957	2012		2027	2042	2057	2112		2127	2142
Vauxhall	d		1631	1646	1701	1716		1731	1746	1801	1816		1831	1846	1901	1916		1931	1946	2001	2016		2031	2046	2101	2116		2131	2146
Clapham Junction	d		1636	1651	1706	1721		1736	1751	1806	1821		1836	1851	1906	1921		1936	1951	2006	2021		2036	2051	2106	2121		2136	2151
Earlsfield	d		1639	1654	1709	1724		1739	1754	1809	1824		1839	1854	1909	1924		1939	1954	2009	2024		2039	2054	2109	2124		2139	2154
Wimbledon	d		1643	1658	1713	1728		1743	1758	1813	1828		1843	1858	1913	1928		1943	1958	2013	2028		2043	2058	2113	2128		2143	2158
Raynes Park	d		1646	1701	1716	1731		1746	1801	1816	1831		1846	1901	1916	1931		1946	2001	2016	2031		2046	2101	2116	2131		2146	2201
New Malden	d		1649	1704	1719	1734		1749	1804	1819	1834		1849	1904	1919	1934		1949	2004	2019	2034		2049	2104	2119	2134		2149	2204
Norbiton	d		1652	1707	1722	1737		1752	1807	1822	1837		1852	1907	1922	1937		1952	2007	2022	2037		2052	2107	2122	2137		2152	2207
<b>Kingston</b>	a		1655	1710	1725	1740		1755	1810	1825	1840		1855	1910	1925	1940		1955	2010	2025	2040		2055	2110	2125	2140		2155	2210
<b>Kingston</b>	d		1659	1710	1729	1740		1759	1810	1829	1840		1859	1910	1929	1940		1959	2010	2029	2040		2059	2110	2129	2140		2159	2210
Hampton Wick	d		1701	1712	1731	1742		1801	1812	1831	1842		1901	1912	1931	1942		2001	2012	2031	2042		2101	2112	2131	2142		2201	2212
<b>Teddington</b>	d		1705	1715	1735	1745		1805	1815	1835	1845		1905	1915	1935	1945		2005	2015	2035	2045		2105	2115	2135	2145		2205	2215
Fulwell	d			1719		1749			1819		1849			1919		1949			2019		2049			2119		2149			2219
Hampton	d			1723		1753			1823		1853			1923		1953			2023		2053			2123		2153			2223
Kempton Park	d			1726		1756			1826		1856			1926		1956			2026		2056			2126		2156			2226
Sunbury	d	1705		1728		1758	1805		1828		1858	1905		1928		1958	2005		2028		2058	2105		2128		2158	2205		2228
Upper Halliford	d	1709				1809						1909				2009					2109						2209		
<b>Shepperton</b>	a	1713		1735		1805	1813		1835		1905	1913		1935		2005	2013		2035		2105	2113		2135		2205	2213		2235
<b>Strawberry Hill</b>	d		1708		1738		1808		1838			1908		1938			2008		2038			2108		2138			2208		
Twickenham	d		1713		1743		1813		1843			1913		1943			2013		2043			2113		2143			2213		
St Margarets	d		1715		1745		1815		1845			1915		1945			2015		2045			2115		2145			2215		
Richmond	d		1719		1749		1819		1849			1919		1949			2019		2049			2119		2149			2219		
North Sheen	d		1721		1751		1821		1851			1921		1951			2021		2051			2121		2151			2221		
Mortlake	d		1723		1753		1823		1853			1923		1953			2023		2053			2123		2153			2223		
Barnes	d		1726		1756		1826		1856			1926		1956			2026		2056			2126		2156			2226		
Putney	d		1729		1759		1829		1859			1929		1959			2029		2059			2129		2159			2229		
Wandsworth Town	d		1732		1802		1832		1902			1932		2002			2032		2102			2132		2202			2232		
Clapham Junction	d		1735		1805		1835		1905			1935		2005			2035		2105			2135		2205			2235		
Queenstown Road	d		1738		1808		1838		1908			1938		2008			2038		2108			2138		2208			2238		
Vauxhall	d		1742		1812		1842		1912			1942		2012			2042		2112			2142		2212			2242		
<b>London Waterloo</b>	a		1746		1816		1846		1916			1946		2016			2046		2116			2146		2216			2246		

Late night and weekend trains may be altered due to engineering works.  
Please check at [southwesternrailway.com](http://southwesternrailway.com) before travelling.

For guide to notes and symbols see end of timetable.

## SATURDAY

## London Waterloo and Wimbledon to Kingston, Richmond and the Shepperton branch

Notes																										
<b>London Waterloo</b>	d	2157	2212		2227	2242	2257	2312		2327	2340	2357	0012		0042	0142										
Vauxhall	d	2201	2216		2231	2246	2301	2316		2331	2344	0002	0016		0046	0146										
Clapham Junction	d	2206	2221		2236	2251	2306	2321		2336	2349	0006	0021		0053	0153										
Earlsfield	d	2209	2224		2239	2254	2309	2324		2339	2352	0009	0024													
Wimbledon	d	2213	2228		2243	2258	2313	2328		2343	2356	0013	0028		0059	0159										
Raynes Park	d	2216	2231		2246	2301	2316	2331		2346	2359	0016	0031		0102	0202										
New Malden	d	2219	2234		2249	2304	2319	2334		2349	0002	0019	0034		0104	0204										
Norbiton	d	2222	2237		2252	2307	2322	2337		2352	0005	0022	0037		0108	0208										
<b>Kingston</b>	a	2225	2240		2255	2310	2325	2340		2355	0008	0025	0040		0110	0210										
<b>Kingston</b>	d	2229	2240		2259	2310	2329	2340		2355	0008	0025	0040		0111	0211										
Hampton Wick	d	2231	2242		2301	2312	2331	2342		2357	0010	0027	0042		0113s	0213s										
<b>Teddington</b>	d	2235	2245		2305	2315	2335	2345		2359	0013	0030	0045		0115s	0215s										
Fulwell	d		2249			2319		2349				0017		0049												
Hampton	d		2253			2323		2353				0021		0053												
Hampton Park	d		2256			2326		2356				0024		0056												
Sunbury	d		2258	2305		2328		2358	0005			0026		0058	0105											
Upper Halliford	d			2309					0009					0109												
<b>Shepperton</b>	a		2305	2313		2335		0005	0013			0033		0105	0113											
<b>Strawberry Hill</b>	d	2238			2308		2338			0003		0033a			0118a	0218s										
Twickenham	d	2243			2313		2343			0007						0222a										
St Margarets	d	2245			2315		2345			0009																
Richmond	d	2249			2319		2349			0012																
North Sheen	d	2251			2321		2351			0014																
Mortlake	d	2253			2323		2353			0017																
Barnes	d	2256			2326		2356			0020																
Putney	d	2259			2329		2359			0023																
Wandsworth Town	d	2302			2332		0002			0026																
Clapham Junction	d	2305			2335		0006			0029																
Queenstown Road	d	2308			2338		0009			0032																
Vauxhall	d	2312			2342		0012			0035																
<b>London Waterloo</b>	a	2316			2346		0017			0040																

Late night and weekend trains may be altered due to engineering works.  
Please check at [southwesternrailway.com](http://southwesternrailway.com) before travelling.

For guide to notes and symbols see end of timetable.

**SUNDAY**

London Waterloo and Wimbledon to Kingston, Richmond and the Shepperton branch

Notes																	H					H						
<b>London Waterloo</b>	d	0620	0718	0748		0818	0848		0918	0948		1018	1048		1118	1148		1218		1248			1318		1348		1418	
Vauxhall	d	0624	0722	0752		0822	0852		0922	0952		1022	1052		1122	1152		1222		1252			1322		1352		1422	
Clapham Junction	d	0629	0727	0757		0827	0857		0927	0957		1027	1057		1127	1157		1227		1257			1327		1357		1427	
Earlsfield	d		0730	0800		0830	0900		0930	1000		1030	1100		1130	1200		1230		1300			1330		1400		1430	
Wimbledon	d	0635	0734	0804		0834	0904		0934	1004		1034	1104		1134	1204		1234		1304			1334		1404		1434	
Raynes Park	d	0638	0738	0807		0838	0907		0937	1007		1037	1107		1137	1207		1237		1307			1337		1407		1437	
New Malden	d	0640	0740	0811		0840	0910		0940	1010		1040	1110		1140	1210		1240		1310			1340		1410		1440	
Norbiton	d	0644	0744	0813		0844	0913		0943	1013		1043	1113		1143	1213		1243		1313			1343		1413		1443	
<b>Kingston</b>	a	0646	0746	0816		0846	0915		0946	1016		1046	1116		1146	1216		1246		1316			1346		1416		1446	
<b>Kingston</b>	d	0649	0749	0816		0849	0916		0949	1016		1049	1116		1149	1216		1235	1249	1316		1335	1349	1416		1435	1449	
Hampton Wick	d	0651	0751	0818		0851	0918		0951	1018		1051	1118		1151	1218		1237	1251	1318		1337	1351	1418		1437	1451	
<b>Teddington</b>	d	0656	0756	0822		0856	0921		0956	1021		1056	1121		1156	1221		1240	1256	1321		1340	1356	1421		1440	1456	
Fulwell	d			0825			0925			1025			1125			1225				1325					1425			
Hampton	d			0830			0929			1029			1129			1229				1329					1429			
Kempton Park	d			0832			0932			1032			1132			1232				1332					1432			
Sunbury	d			0835	0842		0934	0941		1034	1041		1134	1141		1234	1241			1334	1341			1434	1441			
Upper Halliford	d				0846			0945			1045			1145			1245			1345	1345				1445	1445		
<b>Shepperton</b>	a			0842	0850		0942	0949		1041	1049		1141	1149		1241	1249			1341	1349				1441	1449		
<b>Strawberry Hill</b>	d	0659	0759			0859			0959			1059			1159			1243	1259	—			1343	1359	—		1443	1459
Twickenham	d	0703	0803			0903			1003			1103			1203			1256k	1303	1256			1356k	1403	1356		1456k	1503
St Margarets	d	0705	0805			0905			1005			1105			1205			—	1305	—			1405	—		1505	—	1505
Richmond	d	0709	0809			0909			1009			1109			1209			1257e	1309	—			1408	—		1457e	—	1509
North Sheen	d	0711	0811			0911			1011			1111			1211			—	1311	—			1410	—		1511	—	1511
Mortlake	d	0713	0813			0913			1013			1113			1213			—	1313	—			1413	—		1513	—	1513
Barnes	d	0716	0816			0916			1016			1116			1216			—	1316	1323			1416	1423		1516	—	1516
Putney	d	0719	0819			0919			1019			1119			1219			1303e	1319	1326			1403e	1419	1426		1503e	1519
Wandsworth Town	d	0722	0822			0922			1022			1122			1222			—	1322	1329			1422	1429		1522	—	1522
Clapham Junction	d	0725	0825			0925			1025			1125			1225			1308e	1325	1332			1425	1432		1508e	—	1525
Queenstown Road	d	0728	0828			0928			1028			1128			1228			—	1328	1335			1428	1435		1528	—	1528
Vauxhall	d	0732	0832			0932			1032			1132			1232			1313e	1332	1338			1413e	1432	1438		1513e	1532
<b>London Waterloo</b>	a	0736	0836			0936			1036			1136			1236			1318e	1336	1343			1423e	1441	1443		1518e	1536

Late night and weekend trains may be altered due to engineering works. Please check at [southwesternrailway.com](http://southwesternrailway.com) before travelling.

For guide to notes and symbols see end of timetable.

**SUNDAY**

London Waterloo and Wimbledon to Kingston, Richmond and the Shepperton branch

Notes	H			H			H			H			H			H			H					
<b>London Waterloo</b>	d		1448		1518		1548		1618		1648		1718		1748		1818		1848		1918		1948	
Vauxhall	d		1452		1522		1552		1622		1652		1722		1752		1822		1852		1922		1952	
Clapham Junction	d		1457		1527		1557		1627		1657		1727		1757		1827		1857		1927		1957	
Earlsfield	d		1500		1530		1600		1630		1700		1730		1800		1830		1900		1930		2000	
Wimbledon	d		1504		1534		1604		1634		1704		1734		1804		1834		1904		1934		2004	
Raynes Park	d		1507		1537		1607		1637		1707		1737		1807		1837		1907		1937		2007	
New Malden	d		1510		1540		1610		1640		1710		1740		1810		1840		1910		1940		2010	
Norbiton	d		1513		1543		1613		1643		1713		1743		1813		1843		1913		1943		2013	
<b>Kingston</b>	a		1516		1546		1616		1646		1716		1746		1816		1846		1916		1946		2016	
<b>Kingston</b>	d		1516		1535	1549	1616		1635	1649	1716		1735	1749	1819		1835	1849	1916		1935	1949	2016	
Hampton Wick	d		1518		1537	1551	1618		1637	1651	1718		1737	1751	1821		1837	1851	1918		1937	1951	2018	
<b>Teddington</b>	d		1521		1540	1556	1621		1640	1656	1721		1740	1756	1823		1840	1856	1921		1940	1956	2021	
Fulwell	d		1525				1625						1725				1828				1925		2025	
Hampton	d		1529				1629						1729				1831				1929		2029	
Kempton Park	d		1532				1632						1732				1835				1932		2032	
Sunbury	d		1534	1541			1634	1641				1734	1741			1836	1841				1934	1941	2034	2041
Upper Halliford	d			1545				1645					1745				1845				1945		2045	
<b>Shepperton</b>	a		1541	1549			1641	1649				1741	1749			1844	1849				1941	1949	2041	2049
<b>Strawberry Hill</b>	d			1543	1559			1643	1659			1743	1759			1843	1859				1943	1959		
Twickenham	d	1456		1556k	1603	1556		1656k	1703	1656		1756k	1803	1756		1856k	1903	1856			1956k	2003	1956	
St Margarets	d			1605				1705				1805				1905					2005			
Richmond	d			1557e	1609			1657e	1709			1757e	1809			1857e	1909				1957e	2009		
North Sheen	d			1611				1711				1811				1911					2011			
Mortlake	d			1613				1713				1813				1913					2013			
Barnes	d	1523		1616	1623			1716	1723			1816	1823			1916	1923				2016	2023		
Putney	d	1526		1603e	1619	1626		1703e	1719	1726		1803e	1819	1826		1903e	1919	1926			2003e	2019	2026	
Wandsworth Town	d	1529		1622	1629			1722	1729			1822	1829			1922	1929				2022	2029		
Clapham Junction	d	1532		1608e	1625	1632		1708e	1725	1732		1808e	1825	1832		1908e	1925	1932			2008e	2025	2032	
Queenstown Road	d	1535		1628	1635			1728	1735			1828	1835			1928	1935				2028	2035		
Vauxhall	d	1538		1613e	1632	1638		1713e	1732	1738		1813e	1832	1838		1913e	1932	1938			2013e	2032	2038	
<b>London Waterloo</b>	a	1543		1618e	1636	1643		1718e	1736	1743		1818e	1836	1843		1918e	1936	1943			2018e	2036	2043	

Late night and weekend trains may be altered due to engineering works. Please check at [southwesternrailway.com](http://southwesternrailway.com) before travelling.

For guide to notes and symbols see end of timetable.

# SUNDAY

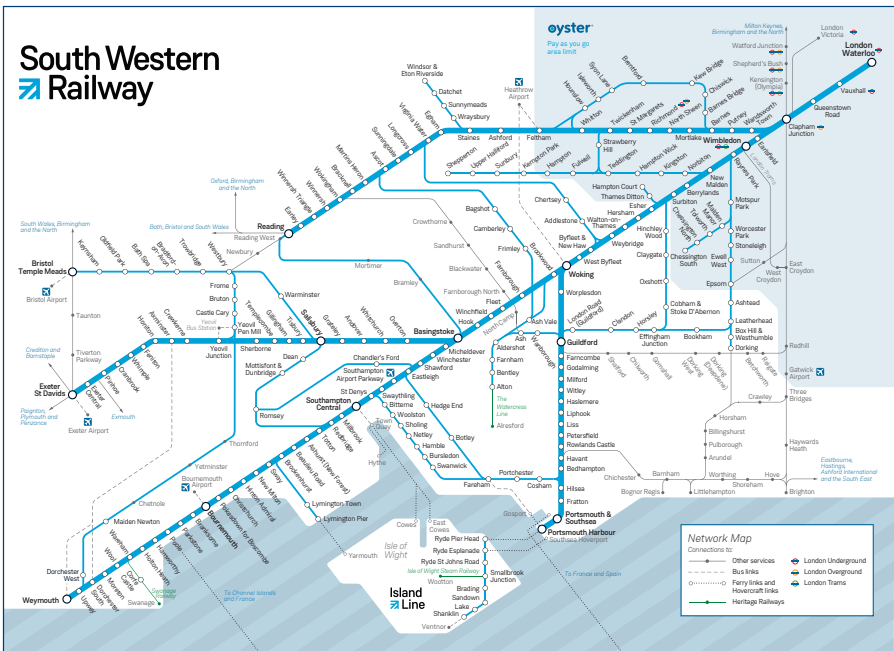
# London Waterloo and Wimbledon to Kingston, Richmond and the Shepperton branch

Notes			H		Ⓜ		H		Ⓜ		H		Ⓜ																		
<b>London Waterloo</b>	d		2018		2048		2118		2148		2218		2248		2318	0012															
Vauxhall	d		2022		2052		2122		2152		2222		2252		2322	0016															
Clapham Junction	d		2027		2057		2127		2157		2227		2257		2327	0021															
Earlsfield	d		2030		2100		2130		2200		2230		2300		2330																
Wimbledon	d		2034		2104		2134		2204		2234		2304		2334	0027															
Raynes Park	d		2037		2107		2137		2207		2237		2307		2337	0030															
New Malden	d		2040		2110		2140		2210		2240		2310		2340	0032															
<b>Norbiton</b>	d		2043		2113		2143		2213		2243		2313		2343	0036															
<b>Kingston</b>	a		2046		2116		2146		2216		2246		2316		2346	0038															
<b>Kingston</b>	d	2035	2049		2116	2135	2149		2216	2235	2249		2316	2335	2347	0039															
Hampton Wick	d	2037	2051		2118	2137	2151		2218	2237	2251		2318	2337	2349	0041s															
<b>Teddington</b>	d	2040	2056		2121	2140	2156		2221	2240	2256		2321	2340	2351	0043s															
Fulwell	d				2125				2225				2325																		
Hampton	d				2129				2229				2329																		
Kempton Park	d				2132				2232				2332																		
Sunbury	d				2134	2141			2234	2241			2334	2341																	
Upper Halliford	d					2145				2245				2345																	
<b>Shepperton</b>	a				2141	2149			2241	2249			2341	2349																	
<b>Strawberry Hill</b>	d	2043	2059	—		2143	2159	—		2243	2259	—		2343	2354a	0046a															
Twickenham	d	2056k	2103	2056		2156k	2203	2156		2256k	2303	2256		2346a																	
St Margarets	d	—	2105			—	2205			—	2305																				
Richmond	d	2057e	2109			2157e	2209			2257e	2309			2358e																	
North Sheen	d		2111				2211				2311																				
Mortlake	d		2113				2213				2313																				
Barnes	d		2116	2123			2216	2223			2316	2323																			
Putney	d	2103e	2119	2126		2203e	2219	2226		2303e	2319	2326		0004e																	
Wandsworth Town	d		2122	2129			2222	2229			2322	2329																			
Clapham Junction	d	2108e	2125	2132		2208e	2225	2232		2308e	2325	2332		0009e																	
Queenstown Road	d		2128	2135			2228	2235			2328	2335																			
Vauxhall	d	2113e	2132	2138		2213e	2232	2238		2313e	2332	2338		0014e																	
<b>London Waterloo</b>	a	2118e	2136	2143		2218e	2236	2243		2318e	2336	2343		0019e																	

Late night and weekend trains may be altered due to engineering works.  
Please check at [southwesternrailway.com](http://southwesternrailway.com) before travelling.

For guide to notes and symbols see end of timetable.

# South Western Railway



## Changing trains

Most journeys shown in this timetable are direct trains, shown in **bold type**. However, you may be able to make other journeys or reach your destination more quickly by changing trains. To help you find these alternative trains, we show them in the timetable with *light italic type*. A letter against the time will show where you need to change trains – please check the ‘Notes’ section for an explanation of these letters.

Please allow plenty of time to change trains. At most stations you will need to allow at least five minutes. You will need longer at some stations, and this is shown in the ‘Station information’ table in this timetable. For example ⑩ means you should allow 10 minutes to change trains at this station.



**MONDAY TO FRIDAY**
**Shepperton branch, Richmond and Kingston to Wimbledon and London Waterloo**

	Notes	B			★	★	★	★B	★	C	★	★B	★	★	★B	★	★	★	★										
<b>London Waterloo</b>	d			0531	0601		0631			0658e	0701			0731			0801		0833		0903		0933		1003		1033		
Vauxhall	d			0535	0605		0635			0702e	0705			0735			0805		0837		0907		0937		1007		1037		
Queenstown Road	d			0538	0608		0638				0708			0738			0808		0840		0910		0940		1010		1040		
Clapham Junction	d			0541	0611		0641			0708e	0711			0741			0811		0843		0913		0943		1013		1043		
Wandsworth Town	d			0544	0614		0644				0714			0744			0814		0846		0916		0946		1016		1046		
Putney	d			0547	0617		0647			0712e	0717			0747			0817		0849		0919		0949		1019		1049		
Barnes	d			0550	0621		0650				0720			0752			0823		0853		0922		0952		1022		1052		
Mortlake	d			0553	0624		0653				0723			0755			0825		0855		0924		0954		1024		1054		
North Sheen	d			0556	0626		0656				0726			0757			0827		0857		0926		0956		1026		1056		
Richmond	d			0558	0629		0658			0718e	0728			0759			0830		0900		0929		0959		1029		1059		
St Margarets	d			0601	0632		0701				0731			0802			0832		0902		0931		1001		1031		1101		
Twickenham	d	0452		0604	0634		0704			0726	0734			0804			0835		0905		0934		1004		1034		1104		
<b>Strawberry Hill</b>	d	0455		0607	0638		0707			0730	0737			0808			0838		0908		0937		1007		1037		1107		
<b>Shepperton</b>	d		0523		0610		0640		0700	0711			0730	0741		0800	0811		0841		0911		0941		1011		1041		
Upper Halliford	d		0526		0613		0643		0703	0714			0733	0744		0803	0814		0844		0914		0944		1014		1044		
Sunbury	d		0528		0615		0645		0705	0716			0735	0746		0805	0816		0846		0916		0946		1016		1046		
Kempton Park	d																				0918		0948		1018		1048		
Hampton	d		0533		0619		0649		0709	0720			0739	0750		0809	0820		0850		0921		0951		1021		1051		
Fulwell	d		0536		0622		0652		0712	0723			0742	0753		0812	0823		0853		0924		0954		1024		1054		
<b>Teddington</b>	d	0459		0543	0611	0627	0642	0657	0711		0728		0742		0758	0811		0828	0841	0858	0911	0929	0941	0959	1011	1029	1041	1059	1111
Hampton Wick	d	0501		0545	0614	0629	0645	0659	0714		0730		0745		0800	0814		0830	0844	0900	0914	0931	0944	1001	1014	1031	1044	1101	1114
<b>Kingston</b>	a	0503		0547	0616	0631	0647	0701	0716		0732		0747		0802	0816		0832	0846	0902	0916	0933	0946	1003	1016	1033	1046	1103	1116
<b>Kingston</b>	d	0504		0548	0619	0632	0648	0702	0718		0733		0748		0803	0818		0833	0848	0903	0918	0934	0948	1004	1018	1034	1048	1104	1118
Norbiton	d	0506		0550	0621	0634	0650	0704	0720		0735		0750		0805	0820		0835	0850	0905	0920	0936	0950	1006	1020	1036	1050	1106	1120
New Malden	d	0510		0554	0625	0640	0655	0709	0725		0740		0755		0810	0825		0840	0855	0910	0925	0940	0955	1010	1025	1040	1055	1110	1125
Raynes Park	d	0513		0557	0628	0643	0658	0712	0728		0743		0758		0813	0828		0843	0858	0913	0928	0943	0958	1013	1028	1043	1058	1113	1128
Wimbledon	d	0517		0601	0632	0647	0702	0716	0732		0747		0802		0817	0832		0847	0902	0917	0932	0947	1002	1017	1032	1047	1102	1117	1132
Earlsfield	d	0521		0605	0635	0651	0706	0720	0736		0751		0806		0821	0836		0851	0906	0921	0936	0950	1005		1036		1105		1135
Clapham Junction	d	0525	0605	0609	0639	0655	0710	0724	0740	0749	0755		0810	0819	0825	0840	0849	0855	0910	0925	0940	0954	1009	1024	1040	1054	1109	1124	1139
Vauxhall	d	0531	0612	0614	0644	0700	0715	0729	0745	0756	0800		0815	0826	0830	0845	0856	0900	0915	0930	0945	0959	1014	1029	1045	1059	1114	1129	1144
<b>London Waterloo</b>	a	0535	0616	0620	0649	0706	0721	0735	0751	0804	0806		0821	0834	0836	0851	0904	0906	0921	0936	0951	1004	1019	1034	1049	1104	1119	1134	1149

Late night and weekend trains may be altered due to engineering works.  
Please check at [southwesternrailway.com](http://southwesternrailway.com) before travelling.

★ Passengers travelling with cycles may not join or leave services at stations with train times shown in blue.  
For guide to all other notes and symbols see end of timetable.





# MONDAY TO FRIDAY

# Shepperton branch, Richmond and Kingston to Wimbledon and London Waterloo

	Notes	S0																														
<b>London Waterloo</b>	d	0033																														
Vauxhall	d	0037																														
Queenstown Road	d	0041																														
Clapham Junction	d	0046																														
Wandsworth Town	d	0048																														
Putney	d	0051																														
Barnes	d	0054																														
Mortlake	d	0057																														
North Sheen	d	0059																														
Richmond	d	0101																														
St Margarets	d	0104																														
Twickenham	d	0106																														
<b>Strawberry Hill</b>	d	0110s																														
<b>Shepperton</b>	d																															
Upper Halliford	d																															
Sunbury	d																															
Kempton Park	d																															
Hampton	d																															
Fulwell	d																															
<b>Teddington</b>	d	0113s																														
Hampton Wick	d	0115s																														
<b>Kingston</b>	a	0122																														
<b>Kingston</b>	d																															
Norbiton	d																															
New Malden	d																															
Raynes Park	d																															
Wimbledon	d																															
Earlsfield	d																															
Clapham Junction	d																															
Vauxhall	d																															
<b>London Waterloo</b>	a																															

Late night and weekend trains may be altered due to engineering works.  
Please check at [southwesternrailway.com](https://www.southwesternrailway.com) before travelling.

For guide to all other notes and symbols see end of timetable.

## SATURDAY

## Shepperton branch, Richmond and Kingston to Wimbledon and London Waterloo

Notes																														
<b>London Waterloo</b>	d			0533		0603		0633		0703		0733		0803		0833		0903		0933		1003		1033		1103		1133		
Vauxhall	d			0537		0607		0637		0707		0737		0807		0837		0907		0937		1007		1037		1107		1137		
Queenstown Road	d			0540		0610		0640		0710		0740		0810		0840		0910		0940		1010		1040		1110		1140		
Clapham Junction	d			0543		0613		0643		0713		0743		0813		0843		0913		0943		1013		1043		1113		1143		
Wandsworth Town	d			0546		0616		0646		0716		0746		0816		0846		0916		0946		1016		1046		1116		1146		
Putney	d			0549		0619		0649		0719		0749		0819		0849		0919		0949		1019		1049		1119		1149		
Barnes	d			0552		0622		0652		0722		0752		0822		0852		0922		0952		1022		1052		1122		1152		
Mortlake	d			0554		0624		0654		0724		0754		0824		0854		0924		0954		1024		1054		1124		1154		
North Sheen	d			0556		0626		0656		0726		0756		0826		0856		0926		0956		1026		1056		1126		1156		
Richmond	d			0559		0629		0659		0729		0759		0829		0859		0929		0959		1029		1059		1129		1159		
St Margarets	d			0601		0631		0701		0731		0801		0831		0901		0931		1001		1031		1101		1131		1201		
Twickenham	d	0452		0604		0634		0704		0734		0804		0834		0904		0934		1004		1034		1104		1134		1204		
<b>Strawberry Hill</b>	d	0455		0607		0637		0707		0737		0807		0837		0907		0937		1007		1037		1107		1137		1207		
<b>Shepperton</b>	d					0611		0641		0711		0741		0811		0841		0911		0941		1011		1041		1111		1141		1211
Upper Halliford	d					0614		0644		0714		0744		0814		0844		0914		0944		1014		1044		1114		1144		1214
Sunbury	d					0616		0646		0716		0746		0816		0846		0916		0946		1016		1046		1116		1146		1216
Kempton Park	d					0618		0648		0718		0748		0818		0848		0918		0948		1018		1048		1118		1148		1218
Hampton	d					0621		0651		0721		0751		0821		0851		0921		0951		1021		1051		1121		1151		1221
Fulwell	d					0624		0654		0724		0754		0824		0854		0924		0954		1024		1054		1124		1154		1224
<b>Teddington</b>	d	0459	0544	0611	0629	0641	0659	0711	0729	0741	0759	0811	0829	0841	0859	0911	0929	0941	0959	1011	1029	1041	1059	1111	1129	1141	1159	1211	1229	
Hampton Wick	d	0501	0546	0614	0631	0644	0701	0714	0731	0744	0801	0814	0831	0844	0901	0914	0931	0944	1001	1014	1031	1044	1101	1114	1131	1144	1201	1214	1231	
<b>Kingston</b>	a	0503	0548	0616	0633	0646	0703	0716	0733	0746	0803	0816	0833	0846	0903	0916	0933	0946	1003	1016	1033	1046	1103	1116	1133	1146	1203	1216	1233	
<b>Kingston</b>	d	0504	0549	0618	0634	0648	0704	0718	0734	0748	0804	0818	0834	0848	0904	0918	0934	0948	1004	1018	1034	1048	1104	1118	1134	1148	1204	1218	1234	
Norbiton	d	0506	0551	0620	0636	0650	0706	0720	0736	0750	0806	0820	0836	0850	0906	0920	0936	0950	1006	1020	1036	1050	1106	1120	1136	1150	1206	1220	1236	
New Malden	d	0510	0555	0625	0640	0655	0710	0725	0740	0755	0810	0825	0840	0855	0910	0925	0940	0955	1010	1025	1040	1055	1110	1125	1140	1155	1210	1225	1240	
Raynes Park	d	0513	0558	0628	0643	0658	0713	0728	0743	0758	0813	0828	0843	0858	0913	0928	0943	0958	1013	1028	1043	1058	1113	1128	1143	1158	1213	1228	1243	
Wimbledon	d	0517	0602	0632	0647	0702	0717	0732	0747	0802	0817	0832	0847	0902	0917	0932	0947	1002	1017	1032	1047	1102	1117	1132	1147	1202	1217	1232	1247	
Earlsfield	d	0521	0605	0635	0650	0705	0720	0735	0750	0805	0820	0835	0850	0905	0920	0935	0950	1005	1020	1035	1050	1105	1120	1135	1150	1205	1220	1235	1250	
Clapham Junction	d	0525	0609	0639	0654	0709	0724	0739	0754	0809	0824	0839	0854	0909	0924	0939	0954	1009	1024	1039	1054	1109	1124	1139	1154	1209	1224	1239	1254	
Vauxhall	d	0530	0614	0644	0659	0714	0729	0744	0759	0814	0829	0844	0859	0914	0929	0944	0959	1014	1029	1044	1059	1114	1129	1144	1159	1214	1229	1244	1259	
<b>London Waterloo</b>	a	0537	0619	0649	0705	0719	0735	0749	0805	0819	0835	0849	0905	0919	0935	0949	1005	1019	1035	1049	1105	1119	1135	1149	1205	1219	1235	1249	1305	

Late night and weekend trains may be altered due to engineering works.

Please check at [southwesternrailway.com](http://southwesternrailway.com) before travelling.

For guide to notes and symbols see end of timetable.





# SUNDAY

## Shepperton branch, Richmond and Kingston to Wimbledon and London Waterloo

Notes																	H		H			H			H				
<b>London Waterloo</b>	d	0614		0714		0814		0914		1014		1114		1214		1314		1414	1420		1514	1520		1614	1620		1714	1720	
Vauxhall	d	0618		0718		0818		0918		1018		1118		1218		1318		1418	1424		1518	1524		1618	1624		1718	1724	
Queenstown Road	d	0621		0721		0821		0921		1021		1122		1221		1321		1421	1427		1521	1527		1621	1627		1721	1727	
Clapham Junction	d	0624		0724		0824		0924		1024		1125		1224		1324		1424	1430		1524	1530		1624	1630		1724	1730	
Wandsworth Town	d	0627		0727		0827		0927		1027		1128		1227		1327		1427	1433		1527	1533		1627	1633		1727	1733	
Putney	d	0630		0730		0830		0930		1030		1131		1230		1330		1430	1436		1530	1536		1630	1636		1730	1736	
Barnes	d	0633		0733		0833		0933		1033		1134		1233		1333		1433	1439		1533	1539		1633	1639		1733	1739	
Mortlake	d	0635		0735		0835		0935		1035		1136		1235		1335		1435			1535			1635			1735		
North Sheen	d	0637		0737		0837		0937		1037		1138		1237		1337		1437			1537			1637			1737		
Richmond	d	0640		0740		0840		0940		1040		1141		1240		1340		1440	1459e		1540	1559e		1640	1659e		1740	1759e	
St Margarets	d	0642		0742		0842		0942		1042		1143		1242		1342		1442			1542			1642			1742		
Twickenham	d	0645		0745		0845		0945		1045		1145		1245		1345		1445	1511		1545	1611		1645	1711		1745	1811	
<b>Strawberry Hill</b>	d	0649		0749		0849		0949		1049		1149		1249		1349		1449	1514		1549	1614		1649	1714		1749	1814	
<b>Shepperton</b>	d			0711		0811		0911		1011		1111		1211		1311				1511			1611			1711		1811	
Upper Halliford	d			0714		0814		0914		1014		1114		1214		1314				1514			1614			1714		1814	
Sunbury	d			0716		0816		0916		1016		1116		1216		1316				1516			1616			1716		1816	
Kempton Park	d			0718		0818		0918		1018		1118		1218		1318				1518			1618			1718		1818	
Hampton	d			0721		0821		0921		1021		1121		1221		1321				1521			1621			1721		1821	
Fulwell	d			0724		0824		0924		1024		1124		1224		1324				1524			1624			1724		1824	
<b>Teddington</b>	d	0655	0729	0755	0829	0855	0929	0955	1029	1055	1129	1155	1229	1255	1329	1355	1429	1455	1517	1529	1555	1617	1629	1655	1717	1729	1755	1817	1829
Hampton Wick	d	0657	0731	0757	0831	0857	0931	0957	1031	1057	1131	1157	1231	1257	1331	1357	1431	1457	1520	1531	1557	1620	1631	1657	1720	1731	1757	1820	1831
<b>Kingston</b>	a	0659	0733	0759	0833	0859	0933	0959	1033	1059	1133	1159	1233	1259	1333	1359	1433	1459	1522	1533	1559	1622	1633	1659	1722	1733	1759	1822	1833
<b>Kingston</b>	d	0704	0734	0804	0834	0904	0934	1004	1034	1104	1134	1204	1234	1304	1334	1404	1434	1504		1534	1604		1634	1704		1734	1804	1834	
Norbiton	d	0706	0736	0806	0836	0906	0936	1006	1036	1106	1136	1206	1236	1306	1336	1406	1436	1506		1536	1606		1636	1706		1736	1806	1836	
New Malden	d	0710	0740	0810	0840	0910	0940	1010	1040	1110	1140	1210	1240	1310	1340	1410	1440	1510		1540	1610		1640	1710		1740	1810	1840	
Raynes Park	d	0713	0743	0813	0843	0913	0943	1013	1043	1113	1143	1213	1243	1313	1343	1413	1443	1513		1543	1613		1643	1713		1743	1813	1843	
Wimbledon	d	0720	0747	0817	0847	0917	0948	1017	1047	1117	1147	1217	1247	1317	1347	1417	1447	1517		1547	1617		1647	1717		1747	1817	1847	
Earlsfield	d	0724	0751	0821	0851	0921	0952	1020	1050	1120	1150	1220	1250	1320	1350	1420	1450	1520		1550	1620		1650	1720		1750	1820	1850	
Clapham Junction	d	0729	0757	0827	0857	0925	0956	1026	1054	1125	1154	1224	1254	1324	1354	1424	1454	1524		1554	1624		1654	1724		1754	1824	1854	
Vauxhall	d	0734	0802	0832	0902	0930	1001	1032	1059	1132	1159	1229	1259	1329	1359	1429	1459	1529		1559	1629		1659	1729		1759	1829	1859	
<b>London Waterloo</b>	a	0740	0808	0838	0908	0936	1006	1036	1104	1136	1209	1234	1304	1334	1404	1434	1504	1534		1604	1634		1704	1734		1804	1834	1904	

Late night and weekend trains may be altered due to engineering works.

Please check at [southwesternrailway.com](http://southwesternrailway.com) before travelling.

For guide to notes and symbols see end of timetable.



## SUNDAY

## Shepperton branch, Richmond and Kingston to Wimbledon and London Waterloo


Notes		H			H			H			H			H			H																								
<b>London Waterloo</b>	d	1814	1820		1914	1920		2014	2020		2114	2120		2214	2220		2314	2320	0003	0018																					
Vauxhall	d	1818	1824		1918	1924		2018	2024		2118	2124		2218	2224		2318	2324	0007	0022																					
Queenstown Road	d	1821	1827		1921	1927		2021	2027		2121	2127		2221	2227		2321	2327	0010																						
Clapham Junction	d	1824	1830		1924	1930		2024	2030		2124	2130		2224	2230		2324	2330	0013	0028																					
Wandsworth Town	d	1827	1833		1927	1933		2027	2033		2127	2133		2227	2233		2327	2333	0016																						
Putney	d	1830	1836		1930	1936		2030	2036		2130	2136		2230	2236		2330	2336	0019	0032																					
Barnes	d	1833	1839		1933	1939		2033	2039		2133	2139		2233	2239		2333	2339	0022																						
Mortlake	d	1835			1935			2035			2135			2235			2335		0024																						
North Sheen	d	1837			1937			2037			2137			2237			2337		0026																						
Richmond	d	1840	1859e		1940	1959e		2040	2059e		2140	2159e		2240	2259e		2340	2359e	0029	0038																					
St Margarets	d	1842			1942			2042			2142			2242			2342		0031																						
Twickenham	d	1845	1911		1945	2011		2045	2111		2145	2211		2245	2311		2345	0012	0034	0042																					
<b>Strawberry Hill</b>	d	1849	1914		1949	2014		2049	2114		2149	2214		2249	2314		2348	0015	0037a	0045s																					
<b>Shepperton</b>	d				1911			2011			2111			2211			2311																								
Upper Halliford	d				1914			2014			2114			2214			2314																								
Sunbury	d				1916			2016			2116			2216			2316																								
Kempton Park	d				1918			2018			2118			2218			2318																								
Hampton	d				1921			2021			2121			2221			2321																								
Fulwell	d				1924			2024			2124			2224			2324																								
<b>Teddington</b>	d	1855	1917	1929	1955	2017	2029	2055	2117	2129	2155	2217	2229	2255	2317	2329	2351	0018		0048s																					
Hampton Wick	d	1857	1920	1931	1957	2020	2031	2057	2120	2131	2157	2220	2231	2257	2320	2331	2354	0021		0051s																					
<b>Kingston</b>	a	1859	1922	1933	1959	2022	2033	2059	2122	2133	2159	2222	2233	2259	2322	2333	2356	0023		0053																					
<b>Kingston</b>	d	1904		1934	2004		2034	2104		2134	2204		2234	2304		2334																									
Norbiton	d	1906		1936	2006		2036	2106		2136	2206		2236	2306		2336																									
New Malden	d	1910		1940	2010		2040	2110		2140	2210		2240	2310		2340																									
Raynes Park	d	1913		1943	2013		2043	2113		2143	2213		2243	2313		2343																									
Wimbledon	d	1917		1947	2017		2047	2117		2147	2217		2247	2317		2347																									
Earlsfield	d	1920		1950	2020		2050	2120		2150	2220		2250	2320		2350																									
Clapham Junction	d	1924		1954	2024		2054	2124		2154	2224		2254	2324		2354																									
Vauxhall	d	1929		1959	2029		2059	2129		2159	2229		2259	2329		2359																									
<b>London Waterloo</b>	a	1934		2004	2034		2104	2136		2204	2236		2306	2335		0005																									

Late night and weekend trains may be altered due to engineering works.





Please check at [southwesternrailway.com](http://southwesternrailway.com) before travelling.

For guide to notes and symbols see end of timetable.

## GUIDE TO NOTES AND SYMBOLS

- A** From Shepperton.  
**B** Service runs via Richmond.  
**C** To Shepperton.  
**D** From Twickenham.  
**H** Service runs via Hounslow.  
**FX** Service does not run on Friday.  
**FO** Service runs on Friday only.  
**SX** Service does not run on Saturday morning.  
**SO** Service runs on Saturday morning only.
- a Arrival time.  
c Change at Wimbledon.  
d Departure time.  
e Change at Twickenham.  
k Arrives Twickenham 10 minutes earlier.  
s Stops to let passengers leave the train only.
- ↳ Continued in later column.  
← Continued from earlier column.
-  **Bus service. Cycles, prams and bulky luggage cannot be carried.**

All services in this timetable are operated by South Western Railway.

-  Interchange for London Trams service to Croydon. Visit [tfl.gov.uk](http://tfl.gov.uk) for details.
-  Interchange for London Underground services. Visit [tfl.gov.uk](http://tfl.gov.uk) for details.
-  Car Park.
-  Minimum connection time where different from the standard five minutes.
- #8** Refers to the timetable number which shows the full service between this station and London Waterloo.
- ★ **Passengers travelling with cycles may not join or leave services at stations with train times shown in blue.**

### Cycles on trains - Monday to Friday

At peak times the following restrictions apply in the area bounded by Reading, Hook, Alton, Guildford and Dorking.

Passengers travelling with cycles may not join or leave services timed to arrive at London Waterloo between 0715 and 1000 inclusive or timed to depart from London Waterloo between 1645 and 1900 inclusive.

















Passengers travelling with cycles may not join or leave services timed to depart from Clapham Junction between 0745 and 0900 inclusive in an area bounded by Clapham Junction, Strawberry Hill and Feltham.

### Travelling after midnight?

Trains which run after midnight are shown at the end of the day.

## STATION INFORMATION

See notes for explanation of symbols.

London Waterloo			
Vauxhall			
Clapham Junction			
Earlsfield			#8
Wimbledon	 	 	#8
Raynes Park			#8
New Malden			#8
Norbiton			
Kingston			
Hampton Wick			
Teddington			
Fulwell			
Hampton			
Kempton Park			
Sunbury			
Upper Halliford			
Shepperton			
Strawberry Hill			
Twickenham			#9
St Margarets			#9
Richmond			#9
North Sheen			#9
Mortlake			#9
Barnes			#9
Putney			#9
Wandsworth Town			#9
Queenstown Road			#9

Visit us at [southwesternrailway.com](https://southwesternrailway.com)

- Buying tickets online
- Live train information
- Train times
- Special offers and days out
- Plan your journey
- Latest news

Customer Service Centre

**0345 6000 650**

Our UK based team are available 7 days a week from 6am to 10pm for:

- Comments and suggestions

Assisted Travel

**0800 5282 100**

**Text relay 18001 0800 5282 100**

A freephone service open 24 hours for older and disabled customers.

We recommend booking assistance **4 hours in advance**.

National Rail Enquiries

**03457 48 49 50**

Train times, fares and rail information.

Free travel alerts

[southwesternrailway.com/alerts](https://southwesternrailway.com/alerts)

Keeping our registered customers up-to-date with their service running information, delays and alterations.

Twitter [@SW\\_Help](https://twitter.com/SW_Help)

Follow South Western Railway on Twitter and be the first to know what's happening on our network.

Facebook [Facebook.com/SWRailway](https://Facebook.com/SWRailway)

Providing South Western Railway network information and details of our latest offers.

First MTR South Western Trains Limited (trading as South Western Railway) accepts no liability for any inaccuracy in the information contained in this timetable which is subject to alteration.

First MTR South Western Trains Limited. Registered in England and Wales 07900320.

Registered office: 8th Floor, The Point, 37 North Wharf Road, London W2 1AF.

A First and MTR company.

**South Western**  
 **Railway**

PTT01 1021



Please Recycle