

27

Brockenhurst to Lymington



Train times

22 January to 14 May 2022

Saturdays and Sundays Only

South Western
 **Railway**

Your timetable

This timetable shows train services between **Brockenhurst, Lymington Town and Lymington Pier** with connecting services to and from **London Waterloo and Bournemouth**.

For the complete service between Brockenhurst and stations to Southampton Central and London Waterloo, also stations to Bournemouth, Poole and Weymouth, please see timetable 28.

Buy a ticket before you board

You need to buy a valid ticket before you get on your train. We know that most of our passengers do this before travelling, and we have a duty to those passengers to make sure no-one travels without paying. This is why we run a penalty fares scheme across most of our network.

If you travel without a valid ticket to or from a station within the penalty fares area, you may have to pay a penalty fare of £20 or twice the single fare to the next station your train stops at (whichever is higher). You will also have to buy a ticket for the rest of your journey.

We have a policy to, wherever possible, prosecute everyone who deliberately avoids paying.

Travel with Confidence

So that you can travel with confidence, we are: ventilating trains to refresh air, improving information about journeys and trains, and extensively cleaning trains and stations.

In crowded spaces, wear a face covering out of respect to others. Please be considerate of other passengers and rail staff.

Cycles on trains

The services in this timetable have limited room for cycles, so we have had to apply some restrictions. The ★ symbol, with train times printed in **blue**, shows which trains have restrictions. These restrictions are explained in the 'Guide to notes and symbols' section.

We will carry folding cycles on any train, as long as they can be folded small enough to be carried safely in the luggage rack. Cycles are not allowed on buses that replace trains during engineering work.

Automated Delay Repay

We have introduced a new Automated Delay Repay (ADR) system that drastically cuts the time it takes to claim and receive compensation if your train is late.

ADR works for all customers who have bought Advance tickets or a Touch Smartcard season ticket from our website.

If you have a Touch Smartcard season ticket, you will need to touch in and out at the beginning and end of your journey, sign up for a Delay Repay account at

delayrepay.southwesternrailway.com and select 'Auto Delay Repay'. (The email addresses you use for 'My Account' and 'Delay Repay' must match.)

To find out more about Automated Delay Repay, visit:

southwesternrailway.com/contact-and-help/refunds-and-compensation/delay-repay/automated-delay-repay.

Changes to train times

Network Rail need to do engineering work to maintain and improve the rail network. They do a lot of this work at weekends and during holiday periods, but they also need to do some work overnight during the week.

If we need to close rail lines so Network Rail can carry out work, buses will replace train services. We may also have to alter train services over a wider area.

Please check for any changes to train times before travelling at weekends, late in the evening or early in the morning.

Look for the 'Changes to train times' posters at stations, or visit our website at **southwesternrailway.com**.

No-smoking policy

For the comfort of all our customers, smoking and using e-cigarettes is not allowed on any part of our trains or stations.

You can smoke outside the station entrance or in our car parks.



South Western Railway and Community Rail Partnerships

We are committed to working with Community Rail Partnerships (CRPs) across our network. CRPs are not-for-profit organisations that help to further connect the railway with the communities they serve. They work closely with SWR to promote healthy and sustainable travel, design projects which bring communities together, as well as support social and economic development. SWR is proud to provide core funding and support to 12 CRPs on our network.

Lymington-Brockenhurst Community Rail Partnership

The CRP was launched in July 2008 and over the years the partnership has worked hard to help people discover, and explore, attractions from the New Forest and Lymington, as well as connections on to the Isle of Wight.

Find out more at lymington-brockenhurstcrp.co.uk

SATURDAY

Brockenhurst to Lymington Pier

Notes	0	0	0	0	0	0	0	0	0	0	0	0	0	0	0	0	0	0	0	0	0	0	0	0	0	0	0	0	
London Waterloo	d			0530		0630		0805	0835	0905	0935	1005	1035	1105	1135	1205	1235	1305	1335	1405	1435	1505	1535	1605	1635	1705	1735	1805	
Woking	d			0601		0657		0816h	0900	0916h	1000	1016h	1100	1116h	1200	1216h	1300	1316h	1400	1416h	1500	1516h	1600	1616h	1700	1716h	1800	1816h	
Basingstoke	d			0621		0718		0849	0912k	0949	1000g	1049	1111k	1149	1200g	1249	1311k	1349	1400g	1449	1512k	1549	1600g	1649	1712g	1749	1800g	1849	
Winchester	d			0641		0734		0905	0933	1005	1033	1105	1133	1205	1233	1305	1333	1405	1433	1505	1533	1605	1633	1705	1733	1805	1833	1905	
Southampton Central	d		0621		0721		0817		0924	0951	1024	1051	1124	1151	1224	1251	1324	1351	1424	1451	1524	1551	1624	1651	1724	1751	1824	1851	1924
Bournemouth	d	0542			0705	0719	0805	0822	0905	0922	1005	1022	1105	1122	1205	1222	1305	1322	1405	1422	1505	1522	1605	1622	1705	1722	1805	1822	1905
Brockenhurst	d	0612	0642	0712	0742	0812	0842	0912	0942	1012	1042	1112	1142	1212	1242	1312	1342	1412	1442	1512	1542	1612	1642	1712	1742	1812	1842	1912	1942
Lymington Town	d	0620	0650	0720	0750	0820	0850	0920	0950	1020	1050	1120	1150	1220	1250	1320	1350	1420	1450	1520	1550	1620	1650	1720	1750	1820	1850	1920	1950
Lymington Pier	a	0622	0652	0722	0752	0822	0852	0922	0952	1022	1052	1122	1152	1222	1252	1322	1352	1422	1452	1522	1552	1622	1652	1722	1752	1822	1852	1922	1952

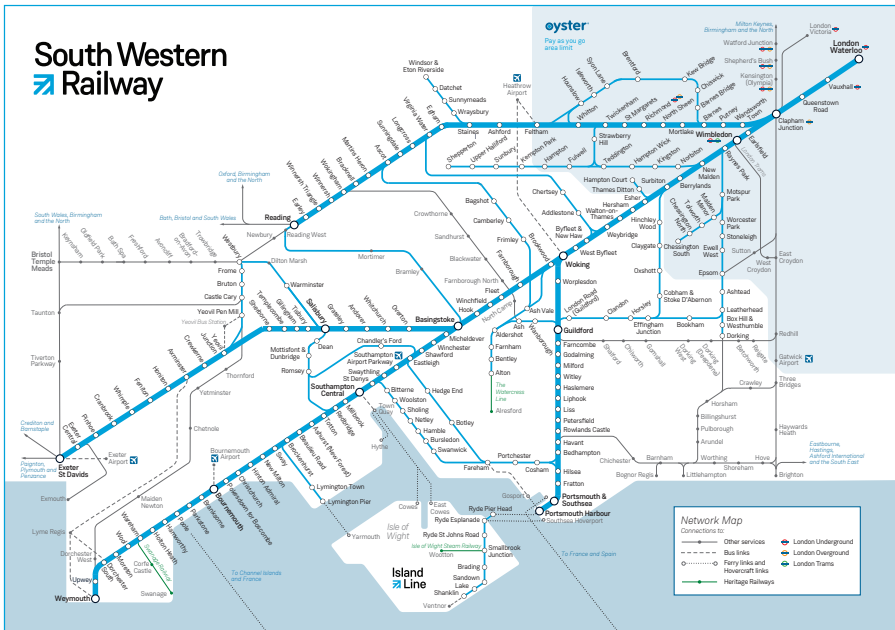
Notes	0	0	0	0	0																									
London Waterloo	d	1835	1905	1935	2005	2035																								
Woking	d	1900	1916h	2000	2016h	2100																								
Basingstoke	d	1912k	1949	2000g	2049	2112k																								
Winchester	d	1933	2006	2033	2105	2133																								
Southampton Central	d	1951	2024	2051	2124	2151																								
Bournemouth	d	1922	2005	2022	2112	2159																								
Brockenhurst	d	2012	2042	2112	2148	2218																								
Lymington Town	d	2020	2050	2120	2156	2226																								
Lymington Pier	a	2022	2052	2122	2158	2228																								

Change at Brockenhurst for connections to Lymington and the Isle of Wight. A letter against the time shows any additional changes.

Late night and weekend trains may be altered due to engineering works. Please check at southwesternrailway.com before travelling.

For guide to notes and symbols see end of timetable.

South Western Railway



Most journeys shown in this timetable are direct trains, shown in **bold type**. However, you may be able to make other journeys or reach your destination more quickly by changing trains. To help you find these alternative trains, we show them in the timetable with *light italic type*. A letter against the time will show where you need to change trains – please check the ‘Notes’ section for an explanation of these letters.

Please allow plenty of time to change trains. At most stations you will need to allow at least five minutes. You will need longer at some stations, and this is shown in the ‘Station information’ table in this timetable. For example ⑩ means you should allow 10 minutes to change trains at this station.

SUNDAY

Lymington Pier to Brockenhurst

	Notes	0	0	0	0	0	0	0	0	0	0	0	0	0	0	0	0	0	0	0	0	0	0	0	0	0	0	0
Lymington Pier	d	0914	0944	1014	1044	1114	1144	1214	1244	1314	1344	1414	1444	1514	1544	1614	1644	1714	1744	1814	1844	1914	1944	2014	2044	2114	2144	2214
Lymington Town	d	0916	0946	1016	1046	1116	1146	1216	1246	1316	1346	1416	1446	1516	1546	1616	1646	1716	1746	1816	1846	1916	1946	2016	2046	2116	2146	2216
Brockenhurst	a	0924	0954	1024	1054	1124	1154	1224	1254	1324	1354	1424	1454	1524	1554	1624	1654	1724	1754	1824	1854	1924	1954	2024	2054	2124	2154	2224
Bournemouth	a		1023		1123		1223		1323		1423	1521	1534	1621	1634	1721	1734		1823		1923		2023		2123		2223	2323
Southampton Central	a	0953	1023	1053	1123	1153	1223	1253	1323	1353	1423	1453	1523	1553	1623	1653	1723	1753	1823	1853	1923	1953	2023	2053		2153		2253
Winchester	a	1022	1041	1122	1141	1222	1241	1322	1341	1423	1441	1522	1541	1616	1641	1716	1741	1816	1841	1916	1941	2016	2041	2116		2216		2322
Basingstoke	a	1042	1058	1142	1158	1242	1258	1342	1358	1443	1458	1542	1558	1633	1658	1733	1758	1833	1858	1933	1958	2033	2058	2133		2234		2342
Woking	a	1102	1118	1202	1218	1302	1318	1402	1418	1502	1518	1602	1618	1653	1718	1753	1818	1853	1918	1953	2018	2053	2118	2153		2254		0002
London Waterloo	a	1139	1150	1237	1249	1337	1349	1437	1449	1537	1549	1637	1649	1724	1749	1825	1849	1925	1949	2024	2049	2124	2149	2224		2324		0033

Change at Brockenhurst for connections to Bournemouth and London Waterloo. A letter against the time shows any additional changes.

Late night and weekend trains may be altered due to engineering works.
Please check at southwesternrailway.com before travelling.

For guide to notes and symbols see end of timetable.

GUIDE TO NOTES AND SYMBOLS

Trains between Brockenhurst and Lymington are operated by South Western Railway.

- a Arrival time.
- d Departure time.
- g Change at Winchester and Brockenhurst.
- h Change at Basingstoke and Brockenhurst.
- k Change at Southampton Central and Brockenhurst.
- n Change at Brockenhurst and Eastleigh.
- v Change at Brockenhurst and Winchester.
- ★ Passengers travelling with cycles may not join or leave services at stations with train times shown in blue.

- 1 First Class accommodation also available.
- \$ For details of all services between London Waterloo, Brockenhurst and Bournemouth, please see timetable 28.
- Shipping services operated by Wightlink Ltd, Isle of Wight Ferries, P.O. Box 59, Portsmouth, PO1 2XB. Telephone **0333 999 7333** (calls charged at local rate) or visit **wightlink.co.uk**
- Interchange for London Underground services. Visit **tfl.gov.uk** for details.
- ← Railair coach link between Woking station and Heathrow Airport. Visit **nationalexpress.com** for details.
- P Car Park.
- 15 Minimum connection time where different from the standard five minutes.



Cycles on trains - Monday to Friday

At peak times the following restrictions apply in the area bounded by Reading, Hook, Alton, Guildford and Dorking.

Passengers travelling with cycles may not join or leave services timed to arrive at London Waterloo between 0715 and 1000 inclusive or timed to depart from London Waterloo between 1645 and 1900 inclusive.

STATION INFORMATION

See notes for explanation of symbols.

Lymington Pier			
Lymington Town	P		
Brockenhurst	P	③	\$
Bournemouth	P		
Southampton Central	P		
Winchester	P		
Basingstoke	P		
Woking	P	←	
London Waterloo		15	

Visit us at southwesternrailway.com

- Buying tickets online
- Live train information
- Train times
- Special offers and days out
- Plan your journey
- Latest news

Customer Service Centre

0345 6000 650

Our UK based team are available 7 days a week from 6am to 10pm for:

- Comments and suggestions

Assisted Travel

0800 5282 100

Text relay 18001 0800 5282 100

A freephone service open 24 hours for older and disabled customers.
We recommend booking assistance **4 hours in advance**.

National Rail Enquiries

03457 48 49 50

Train times, fares and rail information.

Free travel alerts

southwesternrailway.com/alerts

Keeping our registered customers up-to-date with their service running information, delays and alterations.

Twitter [@SW_Help](https://twitter.com/SW_Help)

Follow South Western Railway on Twitter and be the first to know what's happening on our network.

Facebook Facebook.com/SWRailway

Providing South Western Railway network information and details of our latest offers.

First MTR South Western Trains Limited (trading as South Western Railway) accepts no liability for any inaccuracy in the information contained in this timetable which is subject to alteration.

First MTR South Western Trains Limited. Registered in England and Wales 07900320.
Registered office: 8th Floor, The Point, 37 North Wharf Road, London W2 1AF.
A First and MTR company.

South Western
 **Railway**

PTT27 1221



Please Recycle