

24 ISLAND LINE

Isle of Wight to London Waterloo



Train times

19 December 2021 until further notice

Your timetable

This timetable shows Island Line train services between **Shanklin and Ryde Pier Head**. Times for the connecting bus link to Ventnor are also included.

Ferries from Ryde Pier Head to Portsmouth Harbour offer connections to mainland train services by South Western Railway to London Waterloo, Southern to London Victoria and Great Western Railway to Cardiff.

Customers for the Isle of Wight Steam Railway should travel to Smallbrook Junction for connecting services. For more information please visit **iwsteamrailway.co.uk**.

Buy a ticket before you board

You need to buy a valid ticket before you get on your train. We know that most of our passengers do this before travelling, and we have a duty to those passengers to make sure no-one travels without paying. This is why we run a penalty fares scheme across most of our network.

If you travel without a valid ticket to or from a station within the penalty fares area, you may have to pay a penalty fare of £20 or twice the single fare to the next station your train stops at (whichever is higher). You will also have to buy a ticket for the rest of your journey.

We have a policy to, wherever possible, prosecute everyone who deliberately avoids paying.

Travel with Confidence

So that you can travel with confidence, we are: ventilating trains to refresh air, improving information about journeys and trains, and extensively cleaning trains and stations.

In crowded spaces, wear a face covering out of respect to others. Please be considerate of other passengers and rail staff.

Changes to train times

Network Rail need to do engineering work to maintain and improve the rail network. They do a lot of this work at weekends and during holiday periods, but they also need to do some work overnight during the week.

If we need to close rail lines so Network Rail can carry out work, buses will replace train services. We may also have to alter train services over a wider area.

Please check for any changes to train times before travelling at weekends, late in the evening or early in the morning. Look for the 'Changes to train times' posters at stations, or visit our website at **southwesternrailway.com**.

National Rail Enquiries

For full details of train services and fares please telephone **03457 48 49 50**.

This is a local call rate service available 24 hours a day.

Public holidays

Services are subject to alteration during public holidays and passengers are advised to check train times before travelling.

Connections

Please note that connections cannot be guaranteed. Rail and ferry services may not be held in the event of late running.

Cycles on Island Line

A maximum of four cycles may be carried at no charge in the 'Shanklin end' of all trains. Island Line reserves the right to restrict the carriage of bicycles on any trains when the safety and comfort of passengers or the punctuality of the train may be jeopardised. Implementation of this restriction will be at the guard's discretion.

Please note that tandems and cycles with attachments cannot be carried.

No-smoking policy

For the comfort of all our customers, smoking and using e-cigarettes is not allowed on any part of our trains or stations.

You can smoke outside the station entrance or in our car parks.

Fares and Discounts

Children's fares

Children aged 15 years and under travel for half the adult price and under 5's travel free on all services.

Season Tickets

For regular passengers a Season Ticket offers reductions on the cost of buying return tickets every day. For information on the savings a Weekly, Monthly or Annual Season Ticket can offer you, please enquire at Ryde Esplanade or Shanklin ticket offices, or ask the guard on the train. A photocard is required for all Season Tickets.

Island Line Residents Card

Save 40% on Island Line Single and Day Return Fares with an Island Line Residents Card. Savings available after 9am Monday to Friday and all day weekends and public holidays. Residents Cards cost **£5** for the individual card or **£7.50** for the Family Card.

To apply for your discount card complete an application form and take it together with a recent photograph of yourself and proof of residence, for example council tax notice or driving licence to either Ryde Esplanade or Shanklin ticket office.

All National Railcards are accepted for reduced rate travel on Hovertravel and Wightlink services when part of a rail journey.

Automated Delay Repay

We have introduced a new Automated Delay Repay (ADR) system that drastically cuts the time it takes to claim and receive compensation if your train is late.

ADR works for all customers who have bought Advance tickets or a Touch Smartcard season ticket from our website.

If you have a Touch Smartcard season ticket, you will need to touch in and out at the beginning and end of your journey, sign up for a Delay Repay account at

[delayrepay.southwesternrailway.com](https://www.southwesternrailway.com) and select 'Auto Delay Repay'. (The email addresses you use for 'My Account' and 'Delay Repay' must match.)

To find out more about Automated Delay Repay, visit:

[southwesternrailway.com/contact-and-help/refunds-and-compensation/delay-repay/automated-delay-repay](https://www.southwesternrailway.com/contact-and-help/refunds-and-compensation/delay-repay/automated-delay-repay).

Connections

BY TRAIN

South Western Railway

Provides fast, frequent trains from London Waterloo to Portsmouth. For further details visit [southwesternrailway.com](https://www.southwesternrailway.com)

Southern

Provides services from Brighton, Chichester and West Sussex stations, also from London Victoria to Portsmouth via East Croydon and Gatwick Airport.

For further details visit [southernrailway.com](https://www.southernrailway.com)

Great Western Railway

Provides frequent services from Cardiff, Bristol, Salisbury and Southampton to Portsmouth Harbour.

For further details visit [GWR.com](https://www.gwr.com)

BY HOVERCRAFT

Hovertravel

Provides a fast and friendly service to the Isle of Wight. A 10 minute crossing between Southsea (Clarence Pier) and Ryde Esplanade with connections to Island Line trains.

For further details please telephone **01983 717700** or visit [hovertravel.co.uk](https://www.hovertravel.co.uk)

BY FERRY

Wightlink

Provides a fast, comfortable service between Portsmouth Harbour and Ryde Pier Head. This crossing, which takes approximately 22 minutes, connects with the station at each end of the service.

Please telephone **0333 999 7333** or visit [wightlink.co.uk](https://www.wightlink.co.uk)

Connections

BY BUS

Southern Vectis

Provides bus services across the island.

Please telephone **0330 0539 182** or visit **islandbuses.info**

Shanklin to Ventnor Rail/Bus Link

The joint initiative between Island Line and Southern Vectis at Shanklin has now been going for several years. This arrangement involves the station being served by Southern Vectis service 3. Buses will depart from the station front providing direct links, seven days a week, for rail passengers to Whiteley Bank, Wroxall and Ventnor.

Special 'Rail-link' fares are available to passengers making a through journey using both Southern Vectis and Island Line Trains. The tickets can be bought at the station or on the bus.

For further details please telephone **0330 0539 182** or visit **islandbuses.info/timetables/3**

First Bus

First Bus in Portsmouth, Fareham and Gosport operate nearly 40 routes on the mainland. Please visit **firstgroup.com** for further information.

Stagecoach Bus

Stagecoach bus services include Coastliner 700, which operates between Portsmouth Harbour and Bognor Regis calling at Havant, Emsworth and Chichester. Please visit **stagecoachbus.com** to download a timetable.



MONDAY TO FRIDAY
Isle of Wight - Portsmouth - London Waterloo

Notes	★		★		★																																		
Ventnor (Boots) ☞	d				0600	0715	0746	0821	0844	0944	1044	1144	1244	1344	1444	1514	1544	1614		1718	1748	1815	1845	1940	2040	2214													
Shanklin	d		0615	0648	0715	0748	0815	0848	0915	1015	1115	1215	1315	1415	1515	1548	1615	1648	1715	1748	1815	1848	1915	2019	2119	2242													
Lake	d		0617	0650	0717	0750	0817	0850	0917	1017	1117	1217	1317	1417	1517	1550	1617	1650	1717	1750	1817	1850	1917	2021	2121	2244													
Sandown	d		0620	0653	0720	0753	0820	0853	0920	1020	1120	1220	1320	1420	1520	1553	1620	1653	1720	1753	1820	1853	1920	2024	2124	2247													
Brading	d		0625	0658	0725	0758	0825	0858	0925	1025	1125	1225	1325	1425	1525	1558	1625	1658	1725	1758	1825	1858	1925	2029	2129	2252													
Smallbrook Junction	d																																						
Ryde St Johns Road	d	0535	0605	0633	0706	0733	0806	0833	0905a	0933	1033	1133	1233	1333	1433	1533	1606	1633	1706	1733	1806	1833	1906	1933	2037	2137	2300												
Ryde Esplanade	d	0539	0608a	0637	0709a	0737	0809a	0837		0937	1037	1137	1237	1337	1437	1537	1609a	1637	1709a	1737	1809a	1837	1909a	1937	2041	2141	2304												
Ryde Pier Head	a	0541		0639		0739		0839		0939	1039	1139	1239	1339	1439	1539		1639		1739		1839		1939	2043	2143	2306												
Ryde Pier Head ☞	d	0545		0645		0745		0845		0945	1045		1245	1345		1545		1645		1745		1845		1947	2052														
Portsmouth Harbour ☞	a	0607		0707		0807		0907		1007	1107		1307	1407		1607		1707		1807		1907		2009	2114														
Portsmouth Harbour	d	0615		0716		0815		0915		1015	1115		1315	1415		1619		1715		1815		1915		2019	2119														
Portsmouth & Southsea	d	0620		0720		0820		0920		1020	1120		1320	1420		1624		1720		1820		1920		2023	2124														
Petersfield	a	0648		0749		0855		0952		1052	1152		1352	1452		1656		1752		1852		1952		2056	2156														
Haslemere	a	0702		0802		0913		1010		1110	1210		1410	1510		1714		1810		1910		2010		2114	2214														
Guildford	a	0716		0818		0935		1033		1133	1233		1433	1533		1733		1833		1933		2033		2137	2237														
Woking	a	0729		0827		0946		1046		1144	1244		1444	1544		1744		1844		1944		2044		2149	2249														
London Waterloo	a	0758		0854		1016		1116		1216	1316		1516	1616		1821		1916		2016		2116		2218	2319														

Wightlink catamaran times are correct at time of publication but subject to alteration. A revised service operates on public holidays.
 Check before travelling. Please visit wightlink.co.uk or call 0333 999 7333 (calls charged at local rate).
 Connections between ferries and trains are not guaranteed. Where possible, customers are advised to allow at least 10 minutes to change.

For Hovertravel connections please visit hovertravel.co.uk

Late night and weekend trains may be altered due to engineering works.
 Please check at southwesternrailway.com before travelling.

★ Passengers travelling with cycles may not join or leave services at stations with train times shown in blue.
 For guide to all other notes and symbols see end of timetable.

SATURDAY

Isle of Wight - Portsmouth - London Waterloo

Notes																														
Ventnor (Boots) 🚢	d		0600	0746	0844		0944	1014	1044	1114	1144	1214	1244	1344	1444	1544	1614	1614	1718	1748	1815	1845	1940	2040	2214					
Shanklin	d	0615	0715	0815	0915		1015	1048	1115	1148	1215	1248	1315	1415	1515	1615	1648	1715	1748	1815	1848	1915	2019	2119	2242					
Lake	d	0617	0717	0817	0917		1017	1050	1117	1150	1217	1250	1317	1417	1517	1617	1650	1717	1750	1817	1850	1917	2021	2121	2244					
Sandown	d	0620	0720	0820	0920		1020	1053	1120	1153	1220	1253	1320	1420	1520	1620	1653	1720	1753	1820	1853	1920	2024	2124	2247					
Brading	d	0625	0725	0825	0925		1025	1058	1125	1158	1225	1258	1325	1425	1525	1625	1658	1725	1758	1825	1858	1925	2029	2129	2252					
Smallbrook Junction	d																													
Ryde St Johns Road	d	0535	0633	0733	0833	0933	1006	1033	1106	1133	1206	1233	1305a	1333	1433	1533	1633	1706	1733	1806	1833	1906	1933	2037	2137	2300				
Ryde Esplanade	d	0539	0637	0737	0837	0937	1009a	1037	1109a	1137	1209a	1237		1337	1437	1537	1637	1709a	1737	1809a	1837	1909a	1937	2041	2141	2304				
Ryde Pier Head	a	0541	0639	0739	0839	0939		1039		1139		1239		1339	1439	1539	1639		1739		1839		1939	2043	2143	2306				
Ryde Pier Head 🚢	d		0745	0845	0945		1045		1145		1245		1345	1445	1545	1645		1745		1845		1947	2052							
Portsmouth Harbour 🚢	a		0807	0907	1007		1107		1207		1307		1407	1507	1607	1707		1807		1907		2009	2114							
Portsmouth Harbour	d		0815	0915	1015		1115		1215		1315		1415	1515	1615	1715		1815		1915		2015	2119							
Portsmouth & Southsea	d		0820	0920	1020		1120		1220		1320		1420	1520	1620	1720		1820		1920		2020	2124							
Petersfield	a		0847	0947	1047		1147		1247		1347		1447	1547	1647	1747		1847		1947		2047	2155							
Haslemere	a		0900	1000	1101		1200		1300		1400		1500	1600	1700	1800		1901		2000		2100	2213							
Guildford	a		0918	1018	1118		1218		1318		1418		1518	1618	1718	1818		1918		2018		2118	2236							
Woking	a		0926	1026	1126		1226		1326		1426		1526	1626	1726	1826		1926		2026		2126	2247							
London Waterloo	a		0952	1053	1154		1255		1353		1456		1556	1652	1753	1852		1952		2053		2152	2315							

Wightlink catamaran times are correct at time of publication but subject to alteration. A revised service operates on public holidays.
 Check before travelling. Please visit wightlink.co.uk or call 0333 999 7333 (calls charged at local rate).
 Connections between ferries and trains are not guaranteed. Where possible, customers are advised to allow at least 10 minutes to change.

For Hovertravel connections please visit hovertravel.co.uk

SUNDAY

Isle of Wight - Portsmouth - London Waterloo

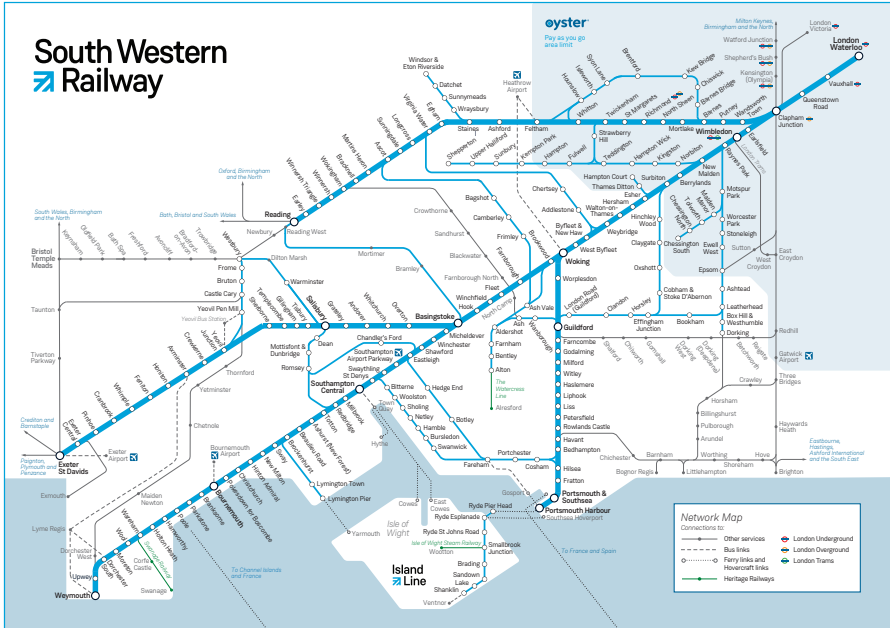
Notes																																																							
Ventnor (Boots) 🚢	d	0644		0848	0944	1044	1144	1244	1344	1444	1544	1644	1744	1845	1940	2040	2214																																						
Shanklin	d	0715	0815	0915	1015	1115	1215	1315	1415	1515	1615	1715	1815	1915	2019	2119	2242																																						
Lake	d	0717	0817	0917	1017	1117	1217	1317	1417	1517	1617	1717	1817	1917	2021	2121	2244																																						
Sandown	d	0720	0820	0920	1020	1120	1220	1320	1420	1520	1620	1720	1820	1920	2024	2124	2247																																						
Brading	d	0725	0825	0925	1025	1125	1225	1325	1425	1525	1625	1725	1825	1925	2029	2129	2252																																						
Smallbrook Junction	d																																																						
Ryde St Johns Road	d	0635	0733	0833	0933	1033	1133	1233	1333	1433	1533	1633	1733	1833	1933	2037	2137	2300																																					
Ryde Esplanade	d	0639	0737	0837	0937	1037	1137	1237	1337	1437	1537	1637	1737	1837	1937	2041	2141	2304																																					
Ryde Pier Head	a	0641	0739	0839	0939	1039	1139	1239	1339	1439	1539	1639	1739	1839	1939	2043	2143	2306																																					
Ryde Pier Head 🚢	d	0745	0845	0945	1045	1145	1245	1345	1445	1545	1645	1745	1845	1947	2052																																								
Portsmouth Harbour 🚢	a	0807	0907	1007	1107	1207	1307	1407	1507	1607	1707	1807	1907	2009	2114																																								
Portsmouth Harbour	d	0832	0932	1032	1132	1232	1332	1432	1532	1632	1732	1832	1932	2032	2132																																								
Portsmouth & Southsea	d	0837	0937	1037	1137	1237	1337	1437	1537	1637	1737	1837	1937	2037	2137																																								
Petersfield	a	0903	1004	1103	1203	1304	1403	1503	1603	1703	1803	1903	2003	2103	2203																																								
Haslemere	a	0916	1017	1116	1216	1317	1416	1516	1616	1716	1816	1916	2016	2116	2216																																								
Guildford	a	0933	1034	1133	1233	1333	1433	1533	1633	1733	1833	1933	2033	2133	2233																																								
Woking	a	0942	1042	1142	1242	1342	1442	1544	1642	1742	1842	1942	2042	2142	2242																																								
London Waterloo	a	1019	1122	1216	1314	1414	1513	1614	1714	1817	1914	2017	2114	2214	2314																																								

Wightlink catamaran times are correct at time of publication but subject to alteration. A revised service operates on public holidays.
 Check before travelling. Please visit wightlink.co.uk or call 0333 999 7333 (calls charged at local rate).
 Connections between ferries and trains are not guaranteed. Where possible, customers are advised to allow at least 10 minutes to change.
 For Hovertravel connections please visit hovertravel.co.uk

Late night and weekend trains may be altered due to engineering works.
 Please check at southwesternrailway.com before travelling.

For guide to notes and symbols see end of timetable.

South Western Railway



Changing trains

Most journeys shown in this timetable are direct trains, shown in **bold type**. However, you may be able to make other journeys or reach your destination more quickly by changing trains. To help you find these alternative trains, we show them in *light italic type*. A letter against the time will show where you need to change trains – please check the ‘Notes’ section for an explanation of these letters.

Please allow plenty of time to change trains. At most stations you will need to allow at least five minutes. You will need longer at some stations, and this is shown in the ‘Station information’ table in this timetable. For example ⑩ means you should allow 10 minutes to change trains at this station.

MONDAY TO FRIDAY
London Waterloo - Portsmouth - Isle of Wight

Notes																						★	★				
London Waterloo	d							0520	0645	0830																	
Woking	d							0613	0713	0855																	
Guildford	d					0544		0630	0725	0904																	
Haslemere	d					0559		0655	0750	0926																	
Petersfield	d					0615		0711	0806	0939																	
Portsmouth & Southsea	a					0647		0747	0840	1005																	
Portsmouth Harbour	a					0651		0751	0848	1009																	
Portsmouth Harbour	d	0515		0615		0715		0815	0915	1015																	
Ryde Pier Head	a	0537		0637		0737		0837	0937	1037																	
Ryde Pier Head	d	0545		0645		0745		0845	0945	1045	1145	1245	1345	1445													
Ryde Esplanade	d	0547	0614	0647	0714	0747	0814	0847	0947	1047	1147	1247	1347	1447													
Ryde St Johns Road	d	0551	0618	0651	0718	0751	0818	0851	0951	1051	1151	1251	1351	1451	1518												
Smallbrook Junction	d																										
Brading	d	0559	0626	0659	0726	0759	0826	0859	0959	1059	1159	1259	1359	1459	1526	1559	1626	1659	1726	1759	1826	1859					
Sandown	d	0604	0631	0704	0731	0804	0831	0904	1004	1104	1204	1304	1404	1504	1531	1604	1631	1704	1731	1804	1831	1904					
Lake	d	0607	0634	0707	0734	0807	0834	0907	1007	1107	1207	1307	1407	1507	1534	1607	1634	1707	1734	1807	1834	1907					
Shanklin	a	0610	0637	0710	0737	0810	0837	0910	1010	1110	1210	1310	1410	1510	1537	1610	1637	1710	1737	1810	1837	1910					
Ventnor (Boots)	a	0647	0735	0805		0848	0923	0953	1058	1158	1258	1358	1458	1558	1628	1658	1728	1758	1825	1855	1925	1945					

Wightlink catamaran times are correct at time of publication but subject to alteration. A revised service operates on public holidays.
 Check before travelling. Please visit wightlink.co.uk or call 0333 999 7333 (calls charged at local rate).
 Connections between ferries and trains are not guaranteed. Where possible, customers are advised to allow at least 10 minutes to change.
 For Hovertravel connections please visit hovertravel.co.uk

Late night and weekend trains may be altered due to engineering works.
 Please check at southwesternrailway.com before travelling.

★ Passengers travelling with cycles may not join or leave services at stations with train times shown in blue.
 For guide to all other notes and symbols see end of timetable.

SATURDAY

London Waterloo - Portsmouth - Isle of Wight

Notes																													
London Waterloo	d			0520	0730		0830		0930		1030	1130	1230	1330		1430		1530		1630		1730	1830						
Woking	d			0613	0755		0855		0955		1055	1155	1255	1355		1455		1555		1655		1755	1855						
Guildford	d		0515	0625	0803		0903		1003		1103	1203	1303	1403		1503		1603		1703		1803	1903						
Haslemere	d		0530	0650	0821		0921		1021		1121	1221	1321	1421		1521		1621		1721		1821	1921						
Petersfield	d		0546	0706	0832		0932		1032		1132	1232	1332	1432		1532		1632		1732		1832	1932						
Portsmouth & Southsea	a		0617	0737	0857		0957		1057		1157	1257	1357	1457		1557		1657		1757		1857	1957						
Portsmouth Harbour	a		0622	0743	0902		1002		1102		1202	1302	1402	1502		1602		1702		1802		1902	2002						
Portsmouth Harbour	d		0715	0815	0915		1015		1115		1215	1315	1415	1515		1615		1715		1815		1920	2020						
Ryde Pier Head	a		0737	0837	0937		1037		1137		1237	1337	1437	1537		1637		1737		1837		1942	2042						
Ryde Pier Head	d	0545	0645	0745	0845	0945		1045		1145		1245	1345	1445	1545		1645		1745		1845		1949	2049	2149	2315			
Ryde Esplanade	d	0547	0647	0747	0847	0947	1014	1047	1114	1147	1214	1247	1347	1447	1547		1647	1714	1747	1814	1847	1914	1951	2051	2151	2317			
Ryde St Johns Road	d	0551	0651	0751	0851	0951	1018	1051	1118	1151	1218	1251	1351	1451	1551	1618	1651	1718	1751	1818	1851	1917a	1955	2055	2155	2321a			
Smallbrook Junction	d																												
Brading	d	0559	0659	0759	0859	0959	1026	1059	1126	1159	1226	1259	1359	1459	1559	1626	1659	1726	1759	1826	1859		2003	2103	2203				
Sandown	d	0604	0704	0804	0904	1004	1031	1104	1131	1204	1231	1304	1404	1504	1604	1631	1704	1731	1804	1831	1904		2008	2108	2208				
Lake	d	0607	0707	0807	0907	1007	1034	1107	1134	1207	1234	1307	1407	1507	1607	1634	1707	1734	1807	1834	1907		2011	2111	2211				
Shanklin	a	0610	0710	0810	0910	1010	1037	1110	1137	1210	1237	1310	1410	1510	1610	1637	1710	1737	1810	1837	1910		2014	2114	2214				
Ventnor (Boots)	a	0647	0739	0851	0953	1058	1128	1158	1228	1258	1328	1358	1458	1558	1658	1728	1758	1825	1855	1925	1945		2040	2140	2238				








Wightlink catamaran times are correct at time of publication but subject to alteration. A revised service operates on public holidays.
 Check before travelling. Please visit wightlink.co.uk or call 0333 999 7333 (calls charged at local rate).
 Connections between ferries and trains are not guaranteed. Where possible, customers are advised to allow at least 10 minutes to change.

For Hovertravel connections please visit hovertravel.co.uk

GUIDE TO NOTES AND SYMBOLS
















Trains between Ryde and Shanklin are operated by Island Line. Standard class accommodation only.

Trains between Portsmouth and London Waterloo are operated by South Western Railway. First and standard class accommodation available.

- a Arrival time.
- d Departure time.
- e Change at Guildford.
-  Car Park.
- † Station for Gunwharf Quays, the Spinnaker Tower and Historic Dockyard.
- ← Railair coach link to / from Heathrow Airport. Visit nationalexpress.com for details.
-  Interchange for London Underground services. Visit tfl.gov.uk for details.
-  Minimum connection time where different from the standard five minutes.
- ★ **Passengers travelling with cycles may not join or leave services at stations with train times shown in blue.**
-  Hovercraft operated by Hovertravel Ltd runs between Ryde Esplanade and Southsea seafront. For details visit hovertravel.co.uk or telephone **01983 717717**. A bus link runs between Southsea Hoverport and Portsmouth Harbour and Portsmouth & Southsea stations.
-  Interchange for Isle of Wight Steam Railway. Smallbrook Junction provides a direct interchange for the Isle of Wight Steam Railway. Island Line trains only call at Smallbrook Junction during Steam Railway operating dates and times. Visit iwsteamrailway.co.uk **There is no road access to Smallbrook Junction.**
-  High speed catamaran operated by Wightlink. Although connections between catamarans and trains are shown, where possible you should allow at least 10 minutes to change. Train/catamaran connections may not be held for late running trains/catamarans.
Sailing times are correct at time of publication but are subject to alteration.
Wightlink operate a revised service on public holidays. Additional sailings may run during special events.
For details visit wightlink.co.uk or call **0333 999 7333** (calls charged at local rate).
-  Southern Vectis bus (route 3) calling at Shanklin railway station and by Boots store in Ventnor. Connections between bus and train are not guaranteed. Please enquire for services on public holidays. For details visit islandbuses.info or telephone **0330 0539 182**.

STATION INFORMATION

See notes for explanation of symbols.

Ventnor		
Shanklin		
Lake		
Sandown		
Brading		
Smallbrook Junction		
Ryde St Johns Road		
Ryde Esplanade		
Ryde Pier Head		
Portsmouth Harbour		†
Petersfield		
Haslemere		
Guildford		
Woking		←
London Waterloo		

South Western Railway and Community Rail Partnerships

We are committed to working with Community Rail Partnerships (CRPs) across our network. CRPs are not-for-profit organisations that help to further connect the railway with the communities they serve. They work closely with SWR to promote healthy and sustainable travel, design projects which bring communities together, as well as support social and economic development. SWR is proud to provide core funding and support to 12 CRPs on our network.

Isle of Wight Community Rail Partnership

Stations: Ryde Pier Head, Ryde Esplanade, Ryde St Johns, Smallbrook Junction, Brading, Sandown, Lake and Shanklin

This partnership was launched in 2005, with the aim to create a more sustainable future for rail on the Island. The CRP has successfully delivered numerous projects to the benefit of the railway, its users and its partners, including the cross-solent operators.

Find out more at isleofwightcrp.co.uk

Isle of Wight Bus & Rail Users Group

The group is a forum for bus and rail users on the Isle of Wight and those responsible for providing services. Details of locations for the meetings and any further information can be found by contacting:

Hon. Secretary. Email: iwbususers@gmail.com

Public enquiries can be made and topics raised at these monthly meetings.

Visit iwbususers.btck.co.uk

Visit us at southwesternrailway.com

- Buying tickets online
- Live train information
- Train times
- Special offers and days out
- Plan your journey
- Latest news

Customer Service Centre

0345 6000 650

Our UK based team are available 7 days a week from 6am to 10pm for:

- Comments and suggestions

Assisted Travel

0800 5282 100

Text Relay 18001 0800 5282 100

A freephone service open 24 hours for older and disabled customers.
We recommend booking assistance **4 hours in advance**.

National Rail Enquiries

03457 48 49 50

Train times, fares and rail information.

Free travel alerts

southwesternrailway.com/alerts

Keeping our registered customers up-to-date with their service running information, delays and alterations.

Twitter [@SW_Help](https://twitter.com/SW_Help)

Follow South Western Railway on Twitter and be the first to know what's happening on our network.

Facebook Facebook.com/SWRailway

Providing South Western Railway network information and details of our latest offers.

First MTR South Western Trains Limited (trading as South Western Railway) accepts no liability for any inaccuracy in the information contained in this timetable which is subject to alteration.

First MTR South Western Trains Limited. Registered in England and Wales 07900320.
Registered office: 8th Floor, The Point, 37 North Wharf Road, London W2 1AF.
A First and MTR company.

