

20 Exeter, Yeovil, Bristol and Salisbury to London Waterloo



Train times

16 May to 11 September 2021

South Western
 Railway

Your timetable

This timetable shows train services between **Exeter, Yeovil, Salisbury and London Waterloo**.

It also shows train services between:

- **Bristol Temple Meads, Bath Spa, Yeovil Pen Mill and London Waterloo** - see timetable **20A**
- **Yeovil Pen Mill and Weymouth** - see timetable **20B**.

Also connecting bus services between:

- **Axminster, Lyme Regis and Bridport** - see timetable **20C**
- **Axminster, Seaton and Beer** - see timetable **20D**
- **Honiton and Sidmouth** - see timetable **20E**
- **Yeovil Junction and Yeovil Pen Mill**- see timetable **20F**
- **Exeter St Davids and Exeter Airport**- see timetable **20G**.

Our mini-guides offer a convenient summary of services and are designed to fit easily into a wallet, purse or ticket holder.

The following mini-guide is available to download for routes covered by this timetable.

- **Basingstoke to London Waterloo** - number 60

Buy a ticket before you board

You need to buy a valid ticket before you get on your train.

We know that most of our passengers do this before travelling, and we have a duty to those passengers to make sure no-one travels without paying. This is why we run a penalty fares scheme across most of our network.

If you travel without a valid ticket to or from a station within the penalty fares area, you may have to pay a penalty fare of £20 or twice the single fare to the next station your train stops at (whichever is higher). You will also have to buy a ticket for the rest of your journey.

We have a policy to, wherever possible, prosecute everyone who deliberately avoids paying.

Travel with Confidence

If you are travelling with us, please continue to follow the Government's advice by maintaining social distancing, where possible, and wearing a face covering at our stations and on our trains, unless exempt.

For more information about how we're keeping you safe, and how you can protect yourself and others when travelling visit: **[southwesternrailway.com/coronavirus](https://www.southwesternrailway.com/coronavirus)**

Changes to train times

Network Rail need to do engineering work to maintain and improve the rail network. They do a lot of this work at weekends and during holiday periods, but they also need to do some work overnight during the week.

If we need to close rail lines so Network Rail can carry out work, buses will replace train services. We may also have to alter train services over a wider area.

Please check for any changes to train times before travelling at weekends, late in the evening or early in the morning.

Look for the 'Changes to train times' posters at stations, or visit our website at **southwesternrailway.com**.

Cycles on trains

The services in this timetable have limited room for cycles so we have had to apply some restrictions. The ▼ and ★ symbol, with train times printed in **blue**, show restricted trains. These restrictions are explained in the 'Guide to notes and symbols' section.

We will carry folding cycles on any train as long as they can be folded small enough to be carried safely in the luggage rack. Cycles are not allowed on buses that replace trains during engineering works.

No-smoking policy

For the comfort of all our customers, smoking and using e-cigarettes is not allowed on any part of our trains or stations.

You can smoke outside the station entrance or in our car parks.



Automated Delay Repay

We have introduced a new Automated Delay Repay (ADR) system that drastically cuts the time it takes to claim and receive compensation if your train is late.

ADR works for all customers who have bought Advance tickets or a Touch Smartcard season ticket from our website.

If you have a Touch Smartcard season ticket, you will need to touch in and out at the beginning and end of your journey, sign up for a Delay Repay account at

delayrepay.southwesternrailway.com and select 'Auto Delay Repay'. (The email addresses you use for 'My Account' and 'Delay Repay' must match.)

To find out more about Automated Delay Repay, visit:

southwesternrailway.com/contact-and-help/refunds-and-compensation/delay-repay/automated-delay-repay.

South Western Railway and Community Rail Partnerships

We are committed to working with Community Rail Partnerships (CRPs) across our network. CRPs are not-for-profit organisations that help to further connect the railway with the communities they serve. They work closely with SWR to promote healthy and sustainable travel, design projects which bring communities together, as well as support social and economic development. SWR is proud to provide core funding and support to 12 CRPs on our network.

South Wessex Community Rail Partnership

A new CRP that covers part of the Heart of Wessex Line – with a new name – South Wessex CRP. Covering the line running south of Westbury to Weymouth.

MONDAY TO FRIDAY
Exeter, Yeovil and Salisbury to Basingstoke, Woking and London Waterloo

	Notes	▼	▼ ★	▼ ★	▼ ★	▼ ★	▼ ★	▼	▼	▼	▼	▼	▼	▼	▼ B	▼	▼	▼	▼	▼ B	▼ G	▼	▼	▼	▼ B	▼	▼	▼ A						
Exeter St Davids	d					0510			0640	0725			0823			0925			1025			1125			1225			1325			1425			1525
Exeter Central	d					0514			0645	0729			0828			0930			1030			1130			1230			1330			1430			1530
Pinhoe	d					0519			0650	0733			0833			0934			1034			1134			1234			1334			1434			1534
Cranbrook	d					0523			0654	0738			0837			0939			1039			1139			1239			1339			1439			1539
Whimple	d					0528			0659				0842			0944						1144					1344						1544	
Feniton	d					0534			0705				0847						1047			1247									1447			
Honiton	d					0541	0620		0712	0752			0855			0955			1055			1155			1255			1355			1455			1555
Axminster	d					0552	0631		0723	0803			0906			1006			1106			1206			1306			1406			1506			1606
Crewkerne	d					0605	0644		0736	0816			0919			1019			1119			1219			1319			1419			1519			1619
Yeovil Pen Mill	d				0541			0711							1045																			
Yeovil Junction	a				0546	0614	0652	0716	0745	0825			0928			1027			1127			1227			1327			1427			1527			1628
Yeovil Junction	d			0514	0550	0620	0653	0720	0750	0829			0929			1029			1129			1229			1318	1329	—	1429			1451	1529		1629
Yeovil Pen Mill	a																							1323	1323				1456					
Sherborne	d			0520	0556	0626	0700	0726	0756	0835			0935			1035			1135			1235			1335			1435			1535			1635
Templecombe	d			0528	0604	0634	0707	0734	0804	0843			0943			1043			1143			1243			1343			1443			1543			1643
Gillingham (Dorset)	d			0536	0612	0642	0715	0742	0812	0851	0918	0951	1051			1151			1251			1351			1451			1551	1618			1651		
Tisbury	d			0546	0624	0652	0726	0752	0822	0901	0928	1001	1101			1201			1301			1401			1501			1601	1628			1701		
Salisbury	a			0601	0639	0707	0740	0806	0837	0916	0943	1016	1116			1209			1217			1317			1417	1443	1516			1612	1616	1643	1716	
Salisbury	d	0510	0543	0606	0645	0715	0745	0815	0847	0921	0947	1021	1047	1121	1147	1221	1247	1321	1347		1421	1447	1521	1547				1621	1647	1720				
Southampton Central	a			0647c	0730c	0808c	0827c	0902c	0928c	1002c	1034c	1102c		1202c		1302c		1402c		1502c	1534c	1602c	1652c					1703c	1734c	1802c				
Portsmouth Harbour	a			0738c	0826c			0956c		1051c		1151c		1251c		1351c		1450c		1550c		1652c					1752c			1854c				
Grateley	d	0522	0555	0619	0657	0727	0757	0827	0859	0927	0959	1027	1059	1127	1159			1259			1359			1459			1559			1659				
Andover	d	0530	0603	0626	0705	0735	0805	0835	0906	0938	1006	1038	1106	1138	1206	1238	1306	1338	1406		1438	1506	1538	1606			1638	1706	1737					
Whitchurch (Hants)	d	0538	0611	0635	0713	0743	0813	0843	0914		1014		1114		1214		1314		1414		1514		1614				1714							
Overton	d	0544	0617	0641	0719	0749	0819	0849	0920		1020		1120		1220		1320		1420		1520		1620				1720							
Basingstoke	a	0553	0626	0649	0728	0758	0828	0858	0928	0955	1029	1055	1129	1155	1231	1255	1331	1356	1429		1455	1528	1555	1628			1655	1728	1754					
Reading	a	0630b		0729b	0806b	0842b	0902b	0946b	1019b	1055b	1106b	1150b	1218b	1249b	1305b	1355b	1419b	1449b	1505b		1553b	1618b	1650b	1706b			1746b	1808b	1850b					
Woking	a	0612	0645	0728b	0805b	0818	0853b	0918	0955b	1015		1115		1215		1315		1416		1515	1548	1615	1648			1715					1815			
Clapham Junction	a	0633	0706			0905w	0915b	0938		1036	1111b	1136	1211b	1236		1336		1436	1511b		1536	1611b	1636	1712b			1737	1811b	1836					
London Waterloo	a	0641	0719	0736	0814	0846	0925b	0953	1023b	1049	1119b	1149	1220b	1249		1349		1449	1519b		1549	1619	1649	1719			1756	1819b	1849					

Late night and weekend trains may be altered due to engineering works.
Please check at southwesternrailway.com before travelling.

★ Passengers travelling with cycles may not join or leave services at stations with train times shown in blue.
For guide to all other notes and symbols see end of timetable.

MONDAY TO FRIDAY
Exeter, Yeovil and Salisbury to Basingstoke, Woking and London Waterloo

Notes	▼	▼	▼	▼	▼	▼	▼	H	▼	▼	▼	▼	▼	▼	▼	▼	▼	▼	▼	▼	▼	▼	▼	▼	▼	▼	▼	▼	▼	
Exeter St Davids	d		1625		1725		1825		1925					2025	2025	2125	2225	2306												
Exeter Central	d		1630		1730		1830		1930					2030	2030	2130	2230	2310												
Pinhoe	d		1634		1734		1835		1934					2034	2034	2134	2235	2315												
Cranbrook	d		1639		1739		1839		1939					2039	2039	2139	2239	2319												
Whimble	d		1644		1744		1844		1944							2144	2244	2324												
Feniton	d		1649		1750		1849							2047	2047	2149	2250	2329												
Honiton	d		1656		1757		1856		1955					2055	2055	2157	2257	2337												
Axminster	d		1707		1808		1907		2006					2106	2106	2208	2308	2348												
Crewkerne	d		1720		1821		1920		2019					2119	2119	2221	2321	0002												
Yeovil Pen Mill	d										2030																			
Yeovil Junction	a		1729		1829		1929		2027		2035			2127	2127	2229	2329	0009												
Yeovil Junction	d		1730		1830		1917	1930	2029					2129	2129	2230	2331													
Yeovil Pen Mill	a					1924																								
Sherborne	d		1736		1837		1936		2035					2135	2135	2236														
Templecombe	d		1744		1844		1944		2043					2143	2143	2244														
Gillingham (Dorset)	d		1752		1852		1952		2051					2151	2151	2252														
Tisbury	d		1802		1903		2002		2101					2201	2201	2303														
Salisbury	a		1822		1922		2021		2121					2221	2221	2317	0014													
Salisbury	d	1747	1826	1847	1924	1947		2023	2047	2125				2149	2225	2322b														
Southampton Central	a		1902c		2002c		2104c		2202c					2305c	2322b															
Portsmouth Harbour	a		1951c		2050c		2148c		2304c					2353c	2353c															
Grateley	d	1759		1859		1959		2059						2201	2237	2237														
Andover	d	1806	1843	1906	1947	2006	2041	2106	2142					2208	2244	2244														
Whitchurch (Hants)	d	1814		1914		2014		2114						2216	2252	2252														
Overton	d	1820		1920		2020		2120						2222	2258	2258														
Basingstoke	a	1828	1900	1929	2008	2029	2058	2129	2159					2231	2306	2306														
Reading	a	1902b	1934b	2000b		2104b	2157b		2240b					2250	2349b	2349b														
Woking	a		1920		2030		2117	2153b	2219					2259b	2326	2326														
Clapham Junction	a	1911b	1940	2011b	2053	2111b	2138	2213b	2239					2323b	2347	2347														
London Waterloo	a	1919b	1950	2021b	2102	2127b	2149	2221b	2249					2331b	2355	2356														

Late night and weekend trains may be altered due to engineering works.

Please check at southwesternrailway.com before travelling.

For guide to notes and symbols see end of timetable.

SATURDAY

Exeter, Yeovil and Salisbury to Basingstoke, Woking and London Waterloo

Notes	▼	▼	▼	▼	▼	▼	▼	▼	▼	▼	▼	▼	▼	▼	▼	▼	▼	▼	▼	▼	▼	▼	▼	▼	▼				
							J				A								A					A					
Exeter St Davids	d				0510		0640	0725		0824		0925		1025		1125		1225		1325		1425		1525		1625			
Exeter Central	d				0514		0645	0729		0828		0930		1030		1130		1230		1330		1430		1530		1630			
Pinhoe	d				0519		0650	0733		0833		0934		1034		1134		1234		1334		1434		1534		1634			
Cranbrook	d				0523		0654	0738		0837		0940		1039		1139		1239		1339		1439		1539		1639			
Whimple	d				0528		0659	0743		0842		0945				1144				1344				1544					
Feniton	d				0534		0705			0847				1047				1247				1447				1647			
Honiton	d				0541	0620	0713	0755		0855		0955		1055		1155		1255		1355		1455		1555		1655			
Axminster	d				0552	0631	0724	0806		0906		1006		1106		1206		1306		1406		1506		1606		1706			
Crewkerne	d				0605	0644	0737	0819		0919		1019		1119		1219		1319		1419		1519		1619		1719			
Yeovil Pen Mill	d																												
Yeovil Junction	a				0614	0652	0745	0827		0927		1027		1127		1227		1327		1427		1527		1627		1727			
Yeovil Junction	d				0620	0653	0753	0829		0929	0953	1029		1129		1229		1329		1429		1529		1629		1729			
Yeovil Pen Mill	a																												
Sherborne	d				0626	0700	0759	0835		0935	0959	1035		1135		1235		1335		1435		1535		1635		1735			
Templecombe	d				0634	0707	0807	0843		0943	1007	1043		1143		1243		1343		1443		1543		1643		1743			
Gillingham (Dorset)	d				0642	0717	0817	0851		0951	1017	1051		1151		1251		1351		1451		1551		1651		1751			
Tisbury	d				0652	0727	0827	0901		1001	1027	1101		1201		1301		1401		1501		1601		1701		1801			
Salisbury	a				0707	0742	0842	0916		1016	1042	1116		1216		1317		1416		1516		1616		1716		1816			
Salisbury	d	0515	0547	0621	0647	0721	0746	0821	0847	0921	0947	1021	1047	1121	1147	1221	1247	1321	1347	1421	1447	1521	1547	1621	1647	1721	1747	1821	1847
Southampton Central	a				0755c	0828c		0934c	1003c		1103c	1134c	1203c		1303c		1403c		1503c		1603c		1703c		1803c		1903c		
Portsmouth Harbour	a				0849c	0951c			1050c			1150c				1350c				1550c			1650c			1850c		1950c	
Grateley	d	0527	0559		0659		0759		0859		0959		1059		1159		1259		1359		1459		1559		1659		1759	1859	
Andover	d	0535	0606	0638	0706	0738	0806	0838	0906	0938	1006	1038	1106	1138	1206	1238	1306	1338	1406	1438	1506	1538	1606	1638	1706	1738	1806	1838	1906
Whitchurch (Hants)	d	0543	0614		0714		0814		0914		1014		1114		1214		1314		1414		1514		1614		1714		1814	1914	
Overton	d	0549	0620		0720		0820		0920		1020		1120		1220		1320		1420		1520		1620		1720		1820	1920	
Basingstoke	a	0558	0628	0655	0728	0755	0828	0855	0928	0955	1028	1055	1128	1155	1228	1255	1328	1355	1428	1455	1528	1555	1628	1655	1728	1755	1828	1855	1928
Reading	a		0707b	0757b		0851b	0906b	0948b		1050b	1105b	1156b		1251b	1305b	1353b		1451b	1507b	1556b		1650b	1705b	1756b		1850b	1907b	1951b	
Woking	a	0618	0652	0716	0748	0815	0848	0915	0948	1015	1048	1115	1148	1215	1248	1315	1348	1415	1448	1515	1548	1615	1648	1715	1748	1815	1848	1915	1948
Clapham Junction	a	0638		0738	0827b	0837	0911b	0936	1011b	1036	1111b	1136	1211b	1236	1311b	1336	1411b	1436	1511b	1536	1611b	1636	1711b	1736	1811b	1836	1911b	1936	2011b
London Waterloo	a	0649	0719	0749	0819	0849	0919	0949	1019	1049	1119	1148	1219	1249	1319	1349	1419	1449	1519	1549	1619	1649	1719	1749	1819	1849	1918	1949	2019

Late night and weekend trains may be altered due to engineering works.

Please check at southwesternrailway.com before travelling.

For guide to notes and symbols see end of timetable.

SATURDAY

Exeter, Yeovil and Salisbury to Basingstoke, Woking and London Waterloo

Notes	▼	▼	▼	▼	▼																				
Exeter St Davids	d	1725	1825		1925	2025	2125	2300																	
Exeter Central	d	1730	1830		1930	2030	2130	2304																	
Pinhoe	d	1734	1834		1934	2034	2134	2309																	
Cranbrook	d	1739	1839		1939	2039	2139	2313																	
Whimble	d	1744			1944	2044	2144	2318																	
Feniton	d	1749	1847			2049	2149	2324																	
Honiton	d	1756	1855		1955	2056	2156	2332																	
Axminster	d	1807	1906		2006	2107	2207	2343																	
Crewkerne	d	1820	1919		2019	2120	2220	2356																	
Yeovil Pen Mill	d																								
Yeovil Junction	a	1829	1927		2027	2129	2229	0004																	
Yeovil Junction	d	1830	1929		2029	2130	2230	0006																	
Yeovil Pen Mill	a																								
Sherborne	d	1837	1935		2035	2136	2236																		
Templecombe	d	1844	1943		2043	2144	2244																		
Gillingham (Dorset)	d	1852	1951		2051	2152	2252																		
Tisbury	d	1903	2001		2101	2202	2302																		
Salisbury	a	1918	2016		2116	2217	2323	0041																	
Salisbury	d	1921	2026	2053	2126	2226																			
Southampton Central	a	2003c	2103c		2202c	2304c																			
Portsmouth Harbour	a	2049c	2150c		2250c	2349c																			
Grateley	d	1934	2038		2138	2238																			
Andover	d	1942	2045	2112	2145	2245																			
Whitchurch (Hants)	d	1950	2053		2153	2253																			
Overton	d	1956	2059		2159	2259																			
Basingstoke	a	2006	2108	2128	2207	2307																			
Reading	a	2050b	2150b		2250b	2352b																			
Woking	a	2030	2130	2148	2227	2328																			
Clapham Junction	a	2053	2155	2213b	2248	2350																			
London Waterloo	a	2104	2204	2219	2258	2358																			

Late night and weekend trains may be altered due to engineering works.
Please check at [southwesternrailway.com](https://www.southwesternrailway.com) before travelling.

For guide to notes and symbols see end of timetable.

SUNDAY
Exeter, Yeovil and Salisbury to Basingstoke, Woking and London Waterloo

Notes	▼	▼	▼	▼	▼	▼	▼	▼	▼	▼ B	▼	▼	▼	▼	▼	▼ A	▼	▼	▼	▼	▼ A	▼	▼	▼	▼ L	▼				
Exeter St Davids	d									0824			0925		1025		1125		1225		1325		1425		1525		1625		1725	1825
Exeter Central	d									0828			0930		1030		1130		1230		1330		1430		1530		1630		1730	1830
Pinhoe	d									0835			0934		1034		1134		1234		1334		1434		1534		1634		1734	1834
Cranbrook	d									0840			0939		1039		1139		1239		1339		1439		1539		1639		1739	1839
Whimble	d												0944				1144				1344				1544				1744	
Feniton	d									0848					1047				1247				1447				1647		1847	
Honiton	d									0856			0955		1055		1155		1255		1355		1455		1555		1655		1755	1855
Axminster	d									0907			1006		1106		1206		1306		1406		1506		1606		1706		1806	1906
Crewkerne	d									0920			1019		1119		1219		1319		1419		1519		1619		1719		1819	1919
Yeovil Pen Mill	d																						1543							
Yeovil Junction	a									0928			1027		1127		1227		1327		1427		1527	1548	1627		1727		1827	1927
Yeovil Junction	d				0729		0829		0930		0950	1029		1129		1229		1329		1429		1529	1553	1629		1729		1829	1929	
Yeovil Pen Mill	a									0955																				
Sherborne	d				0735		0835		0936			1035		1135		1235		1335		1435		1535	1559	1635		1735		1835	1935	
Templecombe	d				0743		0843		0944			1043		1143		1243		1343		1443		1543	1607	1643		1743		1843	1943	
Gillingham (Dorset)	d				0751		0851		0952			1051		1151		1251		1351		1451		1551	1618	1651	1717	1751		1851	1951	
Tisbury	d				0801		0901		1002			1101		1201		1301		1401		1501		1601	1629	1701	1728	1801		1901	2001	
Salisbury	a				0816		0916		1016		1112	1116		1216		1316		1416		1516		1616	1643	1716	1742	1816		1916	2016	
Salisbury	d	0645	0727	0752	0827	0844	0927	0944	1027	1044	1127	1144	1227	1244	1327	1344	1427	1444	1527	1544	1627	1644	1727	1744	1827	1844	1927	2021		
Southampton Central	a				0945c		1045c		1103c	1151c	1203c	1303c	1404c	1451c	1503c	1607e	1703c	1745c	1804c	1846c	1903c	1951c				2003c	2103c			
Portsmouth Harbour	a										1251c								1604c	1651c							2051c	2149c		
Grateley	d		0739			0856		0956		1056		1156		1256		1356		1456		1556		1656		1756		1856		1956	2033	
Andover	d	0702	0746	0809	0845	0903	0945	1003	1045	1103	1145	1203	1245	1303	1345	1403	1445	1503	1545	1603	1645	1704	1745	1803	1845	1903	1945	2040		
Whitchurch (Hants)	d		0754			0911		1011		1111		1211		1311		1411		1511		1611		1712		1811		1911		2048		
Overton	d		0800			0917		1017		1117		1217		1317		1417		1517		1617		1717		1817		1917		2054		
Basingstoke	a	0719	0808	0826	0902	0926	1003	1026	1103	1126	1203	1226	1303	1326	1403	1426	1503	1526	1603	1626	1703	1727	1803	1826	1903	1926	2003	2103		
Reading	a	0833b		0845	0933b	0947		1045		1147		1247		1347		1449		1547		1647		1833b		1909b	1934b	2033b	2107b	2233b		
Woking	a	0739	0828	0902b	0923	1002b	1023	1102b	1123	1202b	1223	1302b	1323	1402b	1423	1502b	1523	1602b	1623	1653b	1723	1753b	1823	1853b	1923	1953b	2023	2123		
Clapham Junction	a	0805	0857	0930b	0944	1027b	1043	1126b	1143	1227b	1243	1327b	1343	1427b	1443	1527b	1543	1627b	1643	1714b	1743	1810	1843	1908	1943	2011	2043	2143		
London Waterloo	a	0821	0910	0941b	0956	1039b	1055	1139b	1155	1237b	1254	1337b	1354	1437b	1454	1537b	1554	1637b	1654	1724b	1754	1819	1854	1916	1954	2019	2054	2154		

Late night and weekend trains may be altered due to engineering works.

 Please check at [southwesternrailway.com](https://www.southwesternrailway.com) before travelling.

For guide to notes and symbols see end of timetable.

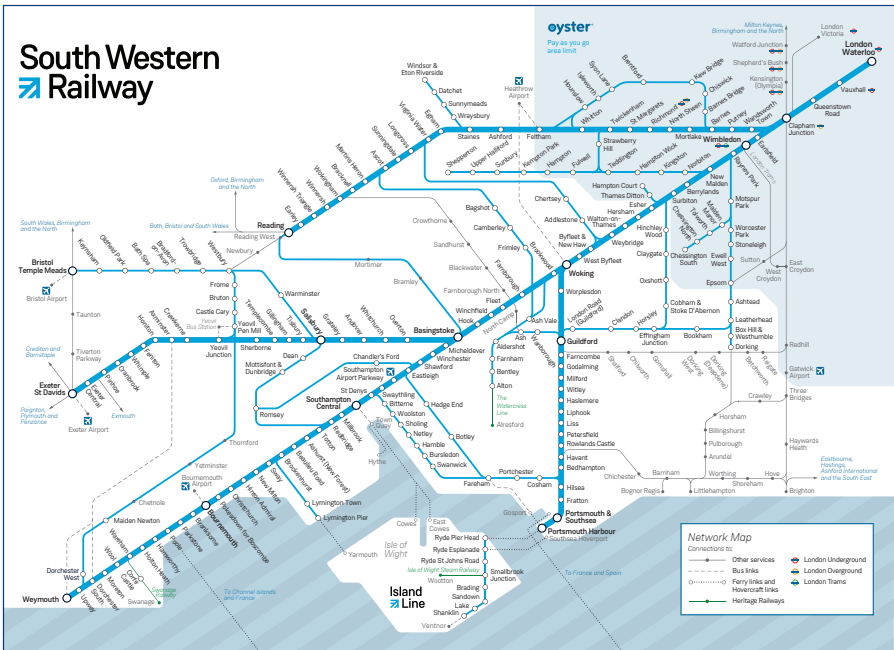
SUNDAY
Exeter, Yeovil and Salisbury to Basingstoke, Woking and London Waterloo

	Notes	▼	▼																							
Exeter St Davids	d	1925	2025	2125	2225	2313																				
Exeter Central	d	1930	2030	2130	2230	2318																				
Pinhoe	d	1934	2034	2134	2236	2323s																				
Cranbrook	d	1939	2039	2139	2240	2328s																				
Whimble	d	1944	2044	2144	2245																					
Feniton	d		2049	2149	2250																					
Honiton	d	1955	2056	2156	2258	2340s																				
Axminster	d	2006	2107	2207	2309	2352s																				
Crewkerne	d	2019	2120	2220	2322	0008s																				
Yeovil Pen Mill	d																									
Yeovil Junction	a	2027	2129	2229	2331	0017																				
Yeovil Junction	d	2029	2130	2230	2333																					
Yeovil Pen Mill	a																									
Sherborne	d	2035	2136	2236																						
Templecombe	d	2043	2144	2244																						
Gillingham (Dorset)	d	2051	2152	2252																						
Tisbury	d	2101	2202	2302																						
Salisbury	a	2116	2216	2317	0020																					
Salisbury	d	2121	2227																							
Southampton Central	a	2203c	2306c																							
Portsmouth Harbour	a	2250c	2350c																							
Grateley	d	2133	2239																							
Andover	d	2140	2246																							
Whitchurch (Hants)	d	2148	2254																							
Overton	d	2154	2300																							
Basingstoke	a	2203	2308																							
Reading	a	2333b																								
Woking	a	2223	2328																							
Clapham Junction	a	2243	2349																							
London Waterloo	a	2254	2358																							

Late night and weekend trains may be altered due to engineering works.
Please check at southwesternrailway.com before travelling.

For guide to notes and symbols see end of timetable.

South Western Railway



Changing trains

Most journeys shown in this timetable are direct trains, shown in **bold type**. However, you may be able to make other journeys or reach your destination more quickly by changing trains. To help you find these alternative trains, we show them in the timetable with *light italic type*. A letter against the time will show where you need to change trains – please check the ‘Notes’ section for an explanation of these letters.

Please allow plenty of time to change trains. At most stations you will need to allow at least five minutes. You will need longer at some stations, and this is shown in the ‘Station information’ table in this timetable. For example ⑩ means you should allow 10 minutes to change trains at this station.

MONDAY TO FRIDAY
London Waterloo, Woking and Basingstoke to Salisbury, Yeovil and Exeter

	Notes			▼	▼	▼	▼ B	▼	▼	▼	▼ B	▼	▼	▼ C	▼	▼	▼	▼	▼	▼	▼ C	▼ ★ G	▼ ★	▼ ★				
London Waterloo	d				0635	0710	0750	0820	0850	0920		1020		1120		1220		1320		1420		1520		1620	1650	1720	1750	
Clapham Junction	d				0642u	0717u	0757u	0828u		0927u		1027u		1127u		1227u		1327u		1427u		1527u		1627u	1657u	1702w		
Woking	d				0702	0736	0817	0846	0916	0946		1046		1146		1246		1346		1446		1546		1646u	1716u	1746u	1813b	
Reading	d				0640b	0657b	0800b	0823b	0859b	0932b		1032b		1132b		1232b		1332b		1407b	1505b	1532b		1607b	1652b	1715b	1757b	
Basingstoke	d				0724	0800	0838	0907	0938	1007	1038	1107	1137	1207	1238	1307	1338	1407	1438	1507	1538	1607	1638	1707	1738	1807	1838	
Overton	d				0732	0808	0846		0946		1046		1145		1246		1346		1446		1546		1646	1716	1746	1816	1847	
Whitchurch (Hants)	d				0737	0813	0851		0951		1051		1150		1251		1351		1451		1551		1651	1721	1751	1821	1852	
Andover	d				0746	0822	0900	0924	1000	1024	1100	1124	1159	1224	1300	1324	1400	1424	1500	1524	1600	1624	1700	1730	1800	1830	1900	
Grateley	d				0753	0829	0907		1007		1107		1206		1307		1407		1507		1607		1707	1738	1807	1838	1908	
Portsmouth Harbour	d				0601c		0721c		0823c		0923c	0933v	1023c		1123c		1223c		1323c		1423c		1523c		1623c		1723c	
Southampton Central	d				0647c		0810c	0837c	0911c		1011c	1042c	1110c		1211c		1311c		1411c		1511c		1609c		1711c		1810c	1843c
Salisbury	a				0805	0843	0920	0943	1022	1043	1119	1143	1218	1243	1320	1343	1420	1443	1520	1543	1620	1644	1720	1750	1821	1850	1920	
Salisbury	d			0610	0738	0808	0847	0924	0947		1047	1124	1147	1222	1247		1347		1447	1523	1547		1647	1723	1754	1823	1854	1924
Tisbury	d			0629	0757	0827	0906		1006		1106		1206		1306		1406		1506	1537	1606		1706	1737	1809	1837	1909	1938
Gillingham (Dorset)	d	0551	0642	0811	0837a	0917		1017		1117		1217		1317		1417		1517	1547a	1617		1717	1752	1819	1852	1920	1954	
Templecombe	d	0558	0650	0819		0925		1025		1125		1225		1325		1425		1525		1625		1725	1800	1827	1859	1927	2001	
Sherborne	d	0606	0657	0826		0932		1032		1132		1232		1332		1432		1532		1632		1732	1807	1834	1907	1935	2009	
Yeovil Pen Mill	d						1038a				1255		1354									1738	1813	1840	1912	1940	2014	2030
Yeovil Junction	a	0611	0703	0832		0938		1038		1138	1300	1238	1400	1338		1438		1538		1638		1738	1813	1840	1912	1940	2014	2035
Yeovil Junction	d	0615	0707	0839		0942		1039		1139		1239		1339		1439		1539		1639		1739		1841	1917	1941	2019	
Yeovil Pen Mill	a																							1924		2026		
Crewkerne	d	0624	0716	0849		0951		1049		1149		1249		1349		1449		1549		1649		1749		1850		1951		
Axminster	d	0552	0657z	0737	0903	1005	1103	1203	1303	1403	1503	1603	1703	1804	1905	2005												
Honiton	d	0604	0712	0752	0916	1017	1116	1216	1316	1416	1515	1616	1716	1816	1918	2017												
Feniton	d	0610	0718	0758	0921	1023	1121	1221	1321	1421	1521	1621	1722	1822	1923	2023												
Whimple	d	0615	0723	0803	0926	1026	1124	1224	1324	1424	1526	1624	1722	1825	1925	2025												
Cranbrook	d	0619	0728	0808	0931	1030	1128	1229	1328	1429	1530	1629	1729	1830	1931	2029												
Pinhoe	d	0623	0732	0813	0935	1034	1132	1233	1332	1433	1534	1633	1733	1834	1935	2033												
Exeter Central	a	0628	0737	0817	0939	1039	1137	1237	1337	1437	1539	1637	1738	1838	1939	2038												
Exeter St Davids	a	0632	0742	0822	0944	1043	1143	1243	1343	1443	1543	1642	1742	1844	1944	2044												

Late night and weekend trains may be altered due to engineering works.
Please check at southwesternrailway.com before travelling.

★ Passengers travelling with cycles may not join or leave services at stations with train times shown in blue.

For guide to notes and symbols see end of timetable.

MONDAY TO FRIDAY

London Waterloo, Woking and Basingstoke to Salisbury, Yeovil and Exeter

	Notes	★		▼	▼	▼	▼	▼			FX	FO																
London Waterloo	d	1820		1920		2020		2120		2220		2340	2340															
Clapham Junction	d	1827u		1927u		2027u		2127u		2227u		2347u	2347u															
Woking	d	1846u		1946u		2046		2146		2246		0007	0007															
Reading	d	1832b		1925b	1957b	2021b	2052b	2122b	2205b	2229b	2252b	2334b	2334b															
Basingstoke	d	1907	1939	2007	2038	2107	2137	2207	2237	2308	2338	0029	0029															
Overton	d	1916	1947	2016	2046	2115	2146		2246		2347	0037s	0037s															
Whitchurch (Hants)	d	1921	1952	2021	2051	2120	2151		2251		2353	0042s	0042s															
Andover	d	1930	2001	2030	2100	2129	2200	2224	2300	2325	0001	0051	0051															
Grateley	d	1938	2008	2038	2107	2136	2207		2307		0008	0058s	0058s															
Portsmouth Harbour	d	1824c		1923c		2023c				2123c			2233g															
Southampton Central	d	1911c		2010c		2111c				2238c																		
Salisbury	a	1950	2020	2050	2121	2148	2220	2243	2321	2341	0021	0111	0111															
Salisbury	d	1954	2024	2054		2153				2343			0114															
Tisbury	d	2009	2038	2108		2208				0001s			0127s															
Gillingham (Dorset)	d	2020	2051	2119		2218				0012s			0137s															
Templecombe	d	2027	2059	2126		2226				0020s			0145s															
Sherborne	d	2035	2106	2134		2233				0027s			0153s															
Yeovil Pen Mill	d																											
Yeovil Junction	a	2040	2112	2139		2239				0033			0159															
Yeovil Junction	d	2042	2117	2143		2240																						
Yeovil Pen Mill	a		2124																									
Crewkerne	d	2051		2152		2250																						
Axminster	d	2105		2206		2305																						
Honiton	d	2117		2218		2338																						
Feniton	d	2123				2343																						
Whimble	d			2226		2348																						
Cranbrook	d	2130		2231		2353																						
Pinhoe	d	2134		2235		2357																						
Exeter Central	a	2139		2239		0001																						
Exeter St Davids	a	2143		2244		0005																						

Late night and weekend trains may be altered due to engineering works. Please check at southwesternrailway.com before travelling.

★ Passengers travelling with cycles may not join or leave services at stations with train times shown in blue. For guide to notes and symbols see end of timetable.

SATURDAY

London Waterloo, Woking and Basingstoke to Salisbury, Yeovil and Exeter

Notes				▼	▼	▼	▼	▼ K	▼ C	▼	▼	▼	▼	▼	▼ C	▼	▼	▼	▼	▼	▼	▼	▼	▼	▼				
London Waterloo	d				0635	0710	0750	0820	0850	0920	0950	1020	1050	1120	1150	1220	1250	1320	1350	1420	1450	1520	1550	1620	1650	1720			
Clapham Junction	d				0642u	0717u	0757u	0827u	0857u	0927u	0957u	1027u	1057u	1127u	1157u	1227u	1257u	1327u	1357u	1427u	1457u	1527u	1557u	1627u	1657u	1727u			
Woking	d				0701	0736	0816	0846	0916	0946	1016	1046	1116	1146	1216	1246	1316	1346	1416	1446	1516	1546	1616	1646	1716	1746			
Reading	d				0637b		0732b		0852b		0938b		1051b		1138b		1252b		1338b		1452b		1537b		1652b				
Basingstoke	d				0723	0759	0838	0906	0938	1007	1038	1109	1138	1207	1238	1307	1338	1407	1438	1507	1538	1607	1638	1707	1738	1807			
Overton	d				0731	0808	0846		0946		1046		1146		1246		1346		1446		1546		1646		1746				
Whitchurch (Hants)	d				0736	0813	0851		0951		1051		1151		1251		1351		1451		1551		1651		1751				
Andover	d				0745	0821	0900	0924	1000	1024	1100	1126	1200	1224	1300	1324	1400	1424	1500	1524	1600	1624	1700	1724	1800	1824			
Grateley	d				0752	0829	0907		1007		1107		1207		1307		1407		1507		1607		1707		1807				
Portsmouth Harbour	d				0608c		0723c		0823c		0923c		1023c		1123c		1223c		1323c		1423c		1523c		1623c		1723c		
Southampton Central	d				0657c		0810c		0910c		1010c		1110c		1210c		1310c		1410c		1510c		1610c		1710c		1810c		
Salisbury	a				0805	0842	0920	0942	1020	1042	1120	1142	1220	1242	1320	1342	1420	1442	1520	1542	1620	1642	1720	1742	1820	1843			
Salisbury	d			0615	0747	0813	0847		0947		1047		1147		1247		1347		1447		1547		1647		1747		1847		
Tisbury	d			0629	0801	0832	0906		1006		1106		1206		1306		1406		1506		1606		1706		1806		1908		
Gillingham (Dorset)	d			0642	0814	0900	0917		1017		1117		1217		1317		1417		1517		1617		1717		1817		1919		
Templecombe	d			0650	0822	0907	0925		1025		1125		1225		1325		1425		1525		1625		1725		1825		1926		
Sherborne	d			0657	0829	0915	0932		1032		1132		1232		1332		1432		1532		1632		1732		1832		1934		
Yeovil Pen Mill	d																												
Yeovil Junction	a			0703	0835	0920	0938		1038		1138		1238		1338		1438		1538		1638		1738		1838		1939		
Yeovil Junction	d			0615	0707	0839	0939		1039		1139		1239		1339		1439		1539		1639		1739		1839		1941		
Yeovil Pen Mill	a																												
Crewkerne	d			0624	0716	0849	0949		1049		1149		1249		1349		1449		1549		1649		1749		1849		1950		
Axminster	d	0552	0657	0738	0903		1003		1103		1203		1303		1403		1503		1603		1703		1803		1903		2005		
Honiton	d	0604	0712	0754	0916		1016		1116		1216		1316		1416		1516		1616		1716		1816		1916		2016		
Feniton	d	0610	0718	0800	0921		1021		1121		1221		1321		1421		1521		1621		1721		1821		1921		2023		
Whimple	d	0615	0723	0805	0926				1124				1324				1524				1724				1924				
Cranbrook	d	0619	0728	0809	0931		1029		1128		1229		1328		1429		1528		1629		1728		1829		1928		2030		
Pinhoe	d	0623	0732	0813	0935		1033		1132		1233		1332		1433		1532		1633		1732		1833		1932				
Exeter Central	a	0628	0737	0818	0939		1037		1137		1237		1337		1437		1537		1637		1737		1837		1937		2041		
Exeter St Davids	a	0632	0742	0823	0944		1042		1142		1242		1342		1442		1542		1642		1742		1842		1942		2045		

Late night and weekend trains may be altered due to engineering works.

Please check at southwesternrailway.com before travelling.

For guide to notes and symbols see end of timetable.

SATURDAY

London Waterloo, Woking and Basingstoke to Salisbury, Yeovil and Exeter

Notes	▼ B	▼	▼	▼	▼ C	▼	▼	▼	▼											
London Waterloo	d 1750	1820			1850	1920	1950	2020	2050	2120	2220	2250	2339							
Clapham Junction	d 1757u	1827u			1857u	1927u	1957u	2027u	2057u	2127u	2227u	2257u	2346u							
Woking	d 1816	1846			1916	1946	2016	2046	2116	2146	2246	2316	0008							
Reading	d 1738b				1852b		1937b		2052b	2135b	2235b	2305b								
Basingstoke	d 1838	1907			1938	2007	2038	2107	2138	2207	2308	2340	0029							
Overton	d 1846				1946		2046		2146	2215	2316	2349	0038s							
Whitchurch (Hants)	d 1851				1951		2051		2151	2220	2321	2355	0043s							
Andover	d 1900	1924			2000	2024	2100	2124	2200	2229	2330	0003	0051							
Grateley	d 1907				2007		2107		2207	2236	2337	0011	0059s							
Portsmouth Harbour	d	1823c			1923c		2023c		2137c											
Southampton Central	d	1910c			2010c		2112c		2248											
Salisbury	a 1920	1943			2020	2045	2120	2144	2220	2248	2349	0024	0111							
Salisbury	d 1927	1947			2047		2148		2255											
Tisbury	d	2006			2106		2206		2308s											
Gillingham (Dorset)	d	2017			2117		2217		2319s											
Templecombe	d	2025			2125		2225		2327s											
Sherborne	d	2032			2132		2232		2334s											
Yeovil Pen Mill	d 2039		2039																	
Yeovil Junction	a	2038	2045		2138		2238		2340											
Yeovil Junction	d		2039		2139		2239													
Yeovil Pen Mill	a																			
Crewkerne	d	2049			2149		2249													
Axminster	d	2103			2203		2303													
Honiton	d	2117			2217		2315a													
Feniton	d				2222															
Whimple	d	2125			2227															
Cranbrook	d	2129			2232															
Pinhoe	d	2133			2236															
Exeter Central	a	2138			2240															
Exeter St Davids	a	2142			2245															

Late night and weekend trains may be altered due to engineering works.
Please check at southwesternrailway.com before travelling.

For guide to notes and symbols see end of timetable.

SUNDAY

London Waterloo, Woking and Basingstoke to Salisbury, Yeovil and Exeter

Notes		▼	▼	▼	▼ C	▼	▼	▼	▼	▼	▼ C	▼	▼	▼	▼	▼	▼ K	▼	▼	▼	▼	▼	▼	▼	▼				
London Waterloo	d		0815	0835b	0915	0935b	1015		1115		1215		1315	1335b	1415	1435b	1520	1535b	1620	1635b	1720	1745	1820	1845	1920	1945	2020	2045	
Clapham Junction	d		0823u	0845b	0922u	0945b	1022u		1122u		1222u		1322u	1342b	1422u	1442b	1527u	1542b	1627u	1642b	1727u	1753u	1827u	1853u	1927u	1953u	2027u	2053u	
Woking	d		0847	0909b	0947	1009b	1046		1146		1246		1345	1407b	1446	1507b	1546	1607b	1646	1707b	1746	1813	1846	1913	1946	2013	2046	2113	
Reading	d			0738b	0912		1012		1112		1212		1312		1412		1512		1612		1712		1752b		1839b		1952b		2052b
Basingstoke	d		0804	0908	0933	1008	1033	1107	1131	1207	1231	1307	1331	1407	1431	1507	1531	1607	1631	1707	1731	1807	1834	1907	1934	2007	2034	2107	2134
Overton	d		0812		0942		1042		1140		1240		1340		1440		1540		1640		1739		1843		1943		2043		2143
Whitchurch (Hants)	d		0817		0947		1047		1145		1245		1345		1445		1545		1645		1744		1848		1948		2048		2148
Andover	d		0826	0925	0955	1025	1055	1124	1154	1224	1253	1324	1354	1424	1453	1524	1553	1624	1653	1724	1753	1824	1856	1924	1956	2024	2056	2124	2156
Grateley	d		0833		1003		1103		1201		1301		1401		1501		1601		1701		1800		1904		2004		2104		2204
Portsmouth Harbour	d					0717j		0817j		1108c		1208c		1308c		1408c		1508c		1608c		1708c		1808c		1908c		2008c	
Southampton Central	d				0910c		1010c		1157c		1256c	1310c	1357c		1457c	1510c	1557c		1657c		1757c		1857c		1957c		2059c		
Salisbury	a		0846	0942	1018	1042	1118	1142	1214	1242	1314	1343	1414	1442	1514	1542	1613	1646	1715	1742	1815	1842	1917	1942	2017	2042	2117	2143	2217
Salisbury	d	0654	0847	0947		1047		1147		1247		1347	1419	1447		1547	1614	1647		1747		1847		1947		2047		2147	
Tisbury	d	0706	0906	1007		1106		1206		1306		1406	1433	1506		1606	1633	1706		1806		1906		2006		2106		2206	
Gillingham (Dorset)	d	0717	0917	1018		1117		1217		1317		1417	1451	1517		1617	1643a	1717		1817		1917		2017		2117		2217	
Templecombe	d	0725	0925	1025		1125		1225		1325		1425	1458	1525		1625		1725		1825		1925		2025		2125		2225	
Sherborne	d	0732	0932	1033		1132		1232		1332		1432	1506	1532		1632		1732		1832		1932		2032		2132		2232	
Yeovil Pen Mill	d																												
Yeovil Junction	a	0738	0938	1038		1138		1238		1338		1438	1511	1538		1638		1738		1838		1938		2038		2138		2238	
Yeovil Junction	d	0739	0939	1039		1139		1239		1339		1439	1516	1539		1639		1739		1839		1940		2039		2139			
Yeovil Pen Mill	a											1521																	
Crewkerne	d	0749	0949	1049		1149		1249		1349		1449		1549		1649		1749		1849		1950		2049		2149			
Axminster	d	0803	1003	1103		1203		1303		1403		1503		1603		1703		1803		1903		2004		2103		2203			
Honiton	d	0817	1016	1116		1216		1316		1416		1516		1616		1716		1816		1916		2017		2116		2216			
Feniton	d	0822	1021		1221				1421					1621				1821			2022					2221			
Whimple	d	0827	1026	1124				1324						1524		1724				1924				2124		2227			
Cranbrook	d	0832	1031	1128		1229		1328		1429		1528		1629		1728		1829		1928		2030		2128		2231			
Pinhoe	d	0836	1035	1132		1233		1332		1433		1532		1633		1732		1833		1932		2034		2132		2235			
Exeter Central	a	0840	1039	1137		1237		1337		1437		1537		1637		1737		1837		1937		2038		2137		2240			
Exeter St Davids	a	0844	1046	1142		1242		1342		1445		1542		1642		1741		1842		1942		2043		2143		2244			

Late night and weekend trains may be altered due to engineering works.

Please check at southwesternrailway.com before travelling.

For guide to notes and symbols see end of timetable.

SUNDAY

London Waterloo, Woking and Basingstoke to Salisbury, Yeovil and Exeter

Notes		▼																																					
London Waterloo	d	2120	2220	2335																																			
Clapham Junction	d	2127 ^u	2227 ^u	2344 ^u																																			
Woking	d	2146	2246	0008																																			
Reading	d		2152 ^b																																				
Basingstoke	d	2207	2307	0040																																			
Overton	d		2315	0049 ^s																																			
Whitchurch (Hants)	d		2320	0054 ^s																																			
Andover	d	2224	2329	0103																																			
Grateley	d		2336	0110 ^s																																			
Portsmouth Harbour	d																																						
Southampton Central	d	2110 ^c																																					
Salisbury	a	2242	2348	0122																																			
Salisbury	d	2247																																					
Tisbury	d	2306																																					
Gillingham (Dorset)	d	2317																																					
Templecombe	d	2325																																					
Sherborne	d	2332																																					
Yeovil Pen Mill	d																																						
Yeovil Junction	a	2338																																					
Yeovil Junction	d	2339																																					
Yeovil Pen Mill	a																																						
Crewkerne	d	2348																																					
Axminster	d	0009																																					
Honiton	d	0020 ^s																																					
Feniton	d	0026 ^s																																					
Whimple	d	0031 ^s																																					
Cranbrook	d	0036 ^s																																					
Pinhoe	d	0040 ^s																																					
Exeter Central	a																																						
Exeter St Davids	a	0047																																					


Late night and weekend trains may be altered due to engineering works.

Please check at southwesternrailway.com before travelling.


For guide to notes and symbols see end of timetable.



GUIDE TO NOTES AND SYMBOLS

First Class accommodation also available on all trains shown in **bold type**.

- A** Also has portion from Bristol Temple Meads - see table 20A.
- B** Runs via Westbury - see table 20A.
- C** Portion for Bristol Temple Meads detaches at Salisbury. Please make sure you travel in the correct portion.
- G** Continues to Castle Cary, Bruton, Frome and Westbury - see table 20A.
- H** From Bristol Temple Meads - see table 20A.
- J** Also has portion from Castle Cary - see table 20A.
- K** To Frome - see table 20A.
- L** Also has portion from Frome - see table 20A.
- P** Portion for Castle Cary detaches at Salisbury. Please make sure you travel in the correct portion.
- FX** Service does **not run** on Friday.
- FO** Service runs on Friday only.
-  Train attaches to another.
- a Arrival time.
- b Change at Basingstoke.
- c Change at Salisbury.

All services shown in **bold type** are operated by South Western Railway.

- d Departure time.
- e Change at Salisbury and Fratton.
- g Change at Southampton Central and Salisbury.
- h Change at Salisbury and Fareham.
- j Change at Eastleigh.
- s Stops to let passengers leave the train only.
- u Stops to let passengers join the train only.
- v Change at Fareham and Salisbury.
- w Change at Woking.
- z Arrives Axminster at 0643.
- ▼ Cycles only carried with advance reservation.
- ⚖ Catering (trolley service) provided for all or part of the journey.
- ← Railair coach link between Woking station and Heathrow Airport. Visit nationalexpress.com for details.
- ⊖ Interchange for London Underground. Visit tfl.gov.uk for details.  Car Park.
- ⑦ Minimum connection time where different from the standard five minutes.

-  Interchange for Wightlink high-speed catamaran to Ryde, Isle of Wight. Telephone **0333 999 7333** (calls charged at local rate) or visit wightlink.co.uk
- Also change at Portsmouth Harbour for the Gosport Ferry. Visit gospportferry.co.uk
-  Station for Southampton City Centre and the Docks. Also buses for Red Funnel Ferries to Cowes, Isle of Wight, (redfunnel.co.uk) and the Hythe ferry (hytheferry.co.uk).

★ Passengers travelling with cycles may not join or leave services at stations with train times shown in blue.

Cycle reservations

A cycle space must be reserved in advance when a ▼ symbol appears above the train.





























Cycles on trains - Monday to Friday

At peak times the following restrictions apply in the area bounded by Reading, Hook, Alton, Guildford and Dorking.

Passengers travelling with cycles may not join or leave services timed to arrive at London Waterloo between 0715 and 1000 inclusive or timed to depart London Waterloo between 1645 and 1900 inclusive.

STATION INFORMATION

See notes for explanation of symbols.

Exeter St Davids		
Exeter Central		
Pinhoe		
Cranbrook		
Whimble		
Feniton		
Honiton		
Axminster		
Crewkerne		
Yeovil Junction		
Sherborne		
Templecombe		
Gillingham (Dorset)		
Tisbury		
Salisbury		
Southampton Central		
Portsmouth Harbour		
Grateley		
Andover		
Whitchurch (Hants)		
Overton		
Basingstoke		
Reading		
Woking		←
Clapham Junction		
London Waterloo	⊖	

SATURDAY

Notes	▼	▼	▼	▼	▼	□							
Bristol Temple Meads	d	0850		1248	1550	2223							
Keynsham	d	0857		1255	1557	2230							
Oldfield Park	d	0904		1302	1604								
Bath Spa	d	0908		1306	1608	2239							
Bradford-on-Avon	d	0922		1320	1625	2250							
Trowbridge	d	0928		1327	1631	2256							
Yeovil Pen Mill	d												
Castle Cary	d	0736											
Bruton	d	0741											
Frome	d	0754	1130										
Westbury	d	0810	0940	1143	1338	1640	2305						
Warminster	d	0818	0948	1150	1346	1648	2312						
Salisbury	a	0837	1009	1211	1407	1709	2333						
Salisbury	d	0847	1021	1221	1421	1721							
Grateley	a	0859											
Andover	a	0905	1037	1237	1437	1737							
Whitchurch (Hants)	a	0914											
Overton	a	0920											
Basingstoke	a	0928	1055	1255	1455	1755							
Woking	a	0948	1115	1315	1515	1815							
Clapham Junction	a		1136	1336	1536	1836							
London Waterloo	a	1019	1148	1349	1549	1849							

SUNDAY

▼	▼	▼	▼	□									
J													
	1304			1604	2135								
	1311			1611	2142								
	1318			1618									
	1322			1622	2151								
	1334			1634	2202								
	1340			1640	2208								
0957		1543			2057c								
1012					2136c								
1017					2119c								
1029					2131c								
1043	1350			1650	2217								
1051	1358			1658	2224								
1112	1419	1643		1719	2245								
1127	1427	1644		1727									
		1656											
1144	1443	1702		1744									
		1712											
		1717											
1203	1503	1727		1803									
1223	1523			1823									
1243	1543	1810		1843									
1254	1554	1819		1854									

NOTES TO THIS TABLE

- J** From Yeovil Junction.
- K** Runs via Yeovil Junction and Sherborne (see main timetable).
- L** From London Waterloo via Sherborne and Yeovil Junction (see main timetable).
- a** Arrival time.
- c** Change at Westbury.
- d** Departure time.
- e** Change at Basingstoke.
- First Class accommodation also available.
- ▼** Cycles only carried with advance reservation.

* For the complete service between Salisbury, Andover and London Waterloo, also trains from Yeovil Junction, please see earlier pages.
For details of the complete service between Bristol, Bath Spa and Salisbury, also Yeovil Pen Mill to Westbury and Weymouth, please see Great Western Railway publicity.

Late night and weekend trains may be altered due to engineering works.
Please check at southwesternrailway.com before travelling.

MONDAY TO FRIDAY

Notes	□▼	□▼ V	□▼ V	□▼ D	□▼ D	□▼ GH	□▼ H	□▼ H	□▼ D											
London Waterloo	d	0750			1220	1620	1650	1750		1920										
Clapham Junction	d	0757u			1227u	1627u	1657u			1927u										
Woking	d	0817			1246	1646u	1716u			1946u										
Basingstoke	d	0838	1038	1137	1307	1707	1738	1838	1939	2007										
Overton	d	0846	1046	1145		1716	1746	1847	1947	2016										
Whitchurch (Hants)	d	0851	1051	1150		1721	1751	1852	1952	2021										
Andover	d	0900	1100	1159	1324	1730	1800	1900	2001	2030										
Grateley	d	0907	1107	1206		1738	1807	1908	2008	2038										
Salisbury	a	0920	1119	1218	1343	1750	1821	1920	2020	2050										
Salisbury	d	0924	1124	1222	1352	1801	1823	1924	2024	2057										
Warminster	a	0943	1144	1242	1411	1821				2117										
Westbury	a	0952	1152	1251	1420	1829				2125										
Frome	a	1005	1209	1312						2143c										
Bruton	a	1017	1232	1330						2154c										
Castle Cary	a	1022	1237	1335		1916c				2159c										
Yeovil Pen Mill	a	1038	1253	1352			1924	2026	2124	2213c										
Trowbridge	a				1426	1835				2131										
Bradford-on-Avon	a				1432	1841				2137										
Bath Spa	a				1445	1859				2151										
Oldfield Park	a				1449															
Keynsham	a				1456					2159										
Bristol Temple Meads	a				1504	1915				2206										

STATION INFORMATION

For a guide to notes and symbols, see next page.

London Waterloo	⊖	⓫
Clapham Junction		⓫
Woking	P	←
Basingstoke	P	
Overton	P	
Whitchurch	P	
Andover	P	
Grateley	P	
Salisbury	P	
Warminster	P	
Westbury	P	
Frome	P	
Bruton	P	
Castle Cary	P	
Yeovil Pen Mill	P	
Trowbridge	P	
Bradford-on-Avon	P	
Bath Spa	P	
Oldfield Park		
Keynsham	P	
Bristol Temple Meads	P	⓫

- * For the complete service between London Waterloo, Andover and Salisbury, also trains to Yeovil Junction, please see earlier pages.
For details of the complete service between Salisbury, Bath Spa and Bristol, also Weymouth and Westbury to Yeovil Pen Mill, please see Great Western Railway publicity.

SATURDAY

Notes	□	□▼	□▼ D	□▼ D	□▼ V	□▼ D							
London Waterloo	d	0850	0920	1220	1750	1920							
Clapham Junction	d	0857u	0927u	1227u	1757u	1927u							
Woking	d	0916	0946	1246	1816	1946							
Basingstoke	d	0938	1007	1307	1838	2007							
Overton	d	0946			1846								
Whitchurch (Hants)	d	0951			1851								
Andover	d	1000	1024	1324	1900	2024							
Grateley	d	1007			1907								
Salisbury	a	1020	1042	1342	1920	2045							
Salisbury	d	0640	1026	1052	1352	1927	2057						
Warminster	a	0700	1045	1111	1412	1946	2117						
Westbury	a	0708	1054	1120	1420	1954	2125						
Frome	a		1106			2007	2145c						
Bruton	a					2019	2157c						
Castle Cary	a			1212c		2024	2202c						
Yeovil Pen Mill	a					2038	2217c						
Trowbridge	a	0714		1126	1427		2134						
Bradford-on-Avon	a	0720		1133	1433		2141						
Bath Spa	a	0733		1147	1447		2159						
Oldfield Park	a	0737		1150	1450								
Keynsham	a	0744		1157	1457		2207						
Bristol Temple Meads	a	0752		1205	1505		2214						

SUNDAY

D	□▼ D	□▼ D											
0915	1215	1820											
0922u	1222u	1827u											
0947	1246	1846											
1008	1307	1907											
1025	1324	1924											
1042	1343	1942											
1055	1355	1955											
1115	1415	2015											
1123	1423	2023											
1130	1430	2032											
1136	1436	2038											
1154	1455	2056											
1157	1458												
1204	1505	2104											
1212	1513	2111											

NOTES TO THIS TABLE

- D** Train divides at Salisbury - please make sure you join the correct portion.
- G** Train continues to Westbury (see other direction).
- H** Runs via Sherborne and Yeovil Junction (see main timetable).
- V** Continues to Yeovil Junction.
- a** Arrival time.
- c** Change at Westbury.
- d** Departure time.
- e** Change at Basingstoke.
- u** Stops to let passengers join the train only.
- First Class accommodation also available.
- ▼** Cycles only carried with advance reservation.

* For the complete service between London Waterloo, Andover and Salisbury, also trains to Yeovil Junction, please see earlier pages.
For details of the complete service between Salisbury, Bath Spa and Bristol, also Weymouth and Westbury to Yeovil Pen Mill, please see Great Western Railway publicity.

Late night and weekend trains may be altered due to engineering works.
Please check at southwesternrailway.com before travelling.

20B Yeovil Pen Mill - Weymouth

SUMMER SERVICE from 16 May to 11 September

MONDAY TO FRIDAY

	Notes									
Yeovil Pen Mill	d	0734	1013	1115	1312	1619	1815	1920	2215	
Dorchester West	d	0808	1047	1153	1353	1653	1849	1954	2249	
Upwey	d	0815	1055	1201	1401	1701	1856	2001	2256	
Weymouth	a	0820	1100	1206	1406	1706	1901	2006	2301	

SATURDAY

0730	1009	1047	1110	1310	1611	1914	2218			
0804	1043	1115	1153	1354	1653	1953	2252			
0813	1051		1202	1403	1702	2002	2301			
0819	1056	1125	1208	1409	1708	2008	2308			

SUNDAY

0951	1104	1501	1914	2219
1029	1143	1536	1949	2253
1037	1150	1544	1957	2301
1042	1155	1551	2002	2306

20B Weymouth - Yeovil Pen Mill

SUMMER SERVICE from 16 May to 11 September

MONDAY TO FRIDAY

	Notes									
Weymouth	d	0526	0642	0850	1111	1311	1455	1723	2016	
Upwey	d	0531	0647	0855	1116	1316	1500	1728	2021	
Dorchester West	d	0539	0655	0903	1124	1324	1508	1736	2029	
Yeovil Pen Mill	a	0614	0728	0936	1201	1359	1548	1809	2102	

SATURDAY

0638	0846	1110	1310	1610	1728	2020			
0643	0851	1115	1315	1615	1733	2025			
0651	0859	1123	1323	1623	1741	2033			
0726	0934	1158	1358	1658	1816	2108			

SUNDAY

0806	1103	1407	1610	1753	2009
	1108	1412	1615	1758	2014
0817	1116	1420	1623	1806	2022
0852	1151	1455	1656	1841	2055

NOTES

Operated by Great Western Railway.

For details of seat and cycle reservation requirements and also catering facilities, please refer to Great Western Railway publications.

- a** Arrival time.
d Departure time.

STATION INFORMATION

For a guide to notes and symbols, see end of main timetable.

Yeovil Pen Mill		P	
Dorchester West			
Upwey		P	S
Weymouth		P	S

Late night and weekend trains may be altered due to engineering works.

20C Axminster - Lyme Regis - Bridport Bus Service

Operated by First Wessex X51, X53 - Tel: 0345 6460707
firstbus.co.uk/wessex

MONDAY TO FRIDAY from 31 May until 3 September 2021

A revised service runs until 28 May and from 6 September 2021

Notes									SH	Sch													
Axminster Rail Station	d	0815	0915	1015	1115	1215	1315	1415	1520	1520	1620	1725	1820	1915									
Lyme Regis Post Office	a	0842	0942	1042	1142	1242	1342	1442	1557	1557	1647	1752	1844	1937									
Bridport Bus Station	a	0920	1020	1120	1220	1320	1420	1520	1625	1635	1725	1830	1912	2005									

Notes									SH	Sch	SH	Sch											
Bridport Bus Station	d	0637	0752	0847	0948	1048	1148	1248	1348	1448	1506	1548	1609	1648	1748								
Lyme Regis Square	d	0701	0818	0921	1024	1124	1224	1324	1424	1524	1542	1624	1642	1724	1818								
Axminster Rail Station	a	0722	0843	0953	1053	1153	1253	1353	1453	1553	1611	1653	1708	1753	1843								

SATURDAY from 5 June until 4 September 2021

A revised service runs until 29 May and from 11 September 2021

Notes																							
Axminster Rail Station	d	0915	1015	1115	1215	1315	1415	1520	1620	1725	1820	1915											
Lyme Regis Post Office	a	0942	1042	1142	1242	1342	1442	1557	1647	1752	1844	1937											
Bridport Bus Station	a	1020	1120	1220	1320	1420	1520	1625	1725	1830	1912	2005											

Notes																							
Bridport Bus Station	d	0752	0847	0948	1048	1148	1248	1348	1448	1548	1648	1748											
Lyme Regis Square	d	0818	0921	1024	1124	1224	1324	1424	1524	1624	1724	1818											
Axminster Rail Station	a	0843	0953	1053	1153	1253	1353	1453	1553	1653	1753	1843											

SUNDAY from 30 May until 29 August 2021

No Sunday service until 30 May or from 5 September 2021

0915	1015	1115	1215	1315	1415	1520	1620	1725	1820	1915													
0942	1042	1142	1242	1342	1442	1557	1647	1752	1844	1937													
1020	1120	1220	1320	1420	1520	1625	1725	1830	1912	2005													

0752	0847	0948	1048	1148	1248	1348	1448	1548	1648	1748													
0818	0921	1024	1124	1224	1324	1424	1524	1624	1724	1818													
0843	0953	1053	1153	1253	1353	1453	1553	1653	1753	1843													

NOTES SH - School Holidays only. a - Arrival time.
Sch - School days only. d - Departure time.

Sunday service runs on Public Holidays.

Rail tickets to 'Lyme Regis Bus X51/53' are valid to Bridport.

20D Axminster - Seaton - Beer Bus Service

Operated by Axe Valley 885 - Tel: 01297 625959
avmtbustimes.wixsite.com/mysite

MONDAY TO FRIDAY

<i>Notes</i>																											
Axminster Rail Station	d	0732	0840	0915	1015	1115	1215	1315	1415	1535	1715	1842															
Seaton (Marine Place)	a	0800	0909	0944	1044	1144	1244	1344	1444	1604	1744	1910															
Beer Cross	a			0958	1058	1158	1258	1358		1658b	1758																

<i>Notes</i>																											
Beer Cross	d		0750		1004	1100	1204	1300	1404		1704																
Seaton Sea Front	d	0645	0800	0920	1020	1120	1220	1320	1420	1620	1720																
Axminster Rail Station	a	0711	0825	0945	1045	1145	1245	1345	1445	1645	1745																

SATURDAY

<i>Notes</i>																											
Axminster Rail Station	d	0840	1015	1115	1215	1315	1415	1535	1715	1842																	
Seaton (Marine Place)	a	0909	1044	1144	1244	1344	1444	1604	1744	1910																	
Beer Cross	a		1058	1158	1258	1358		1658b	1758																		

<i>Notes</i>																											
Beer Cross	d	0750		1004	1100	1204	1300	1404		1704																	
Seaton Sea Front	d	0800	0920	1020	1120	1220	1320	1420	1620	1720																	
Axminster Rail Station	a	0825	0945	1045	1145	1245	1345	1445	1645	1745																	

NOTES

a - Arrival time.

b - Change at Seaton.

d - Departure time.

NO SERVICE on Sundays or Public Holidays.

20E Honiton - Sidmouth Bus Service

Operated by Stagecoach South West 9 - Tel: 01392 427711
stagecoachbus.com/timetables

MONDAY TO SATURDAY

	Notes	SX	SO	SX	SO							SO	SX							
Honiton Rail Station	d	0808	0813	0923	0928	1028	1128	1228	1328	1428	1528	1628	1633	1800	1900	2000				
Sidmouth Triangle	a	0848	0848	1003	1003	1103	1203	1303	1403	1503	1603	1703	1708	1830	1930	2029				

	Notes	SX	SO	SX	SO							SO	SX	SO	SX	SO	SX	SO	SX
Sidmouth Triangle	d	0720	0736	0825	0849	0949	1049	1149	1249	1349	1449	1549	1551	1649	1714	1749	1758	1849	1900
Honiton Rail Station	a	0808	0813	0857	0928	1028	1128	1228	1328	1428	1528	1628	1633	1722	1800	1822	1831	1922	1929

SUNDAY

			The Sunday service will also run on Public Holidays.
1028	1328	1628	
1105	1405	1705	
1115	1415	1715	
1148	1448	1748	

20F Yeovil Junction - Town Centre Bus Service

Operated by South West Coaches 68 - Tel: 01935 475872
southwestcoaches.co.uk

MONDAY TO SATURDAY - NO SERVICE on this route on Sundays or public holidays

	Notes																																								
Yeovil Junction	d	0735	0900	0935	1000	1035	1135	1200	1235	1335	1400	1435	1600	1635	1700	1735	1810																								
Yeovil Bus Station	a	0744	0909	0944	1009	1044	1144	1209	1244	1344	1409	1444	1609	1644	1709	1744	1819																								

	Notes																																							
Yeovil Bus Station	d	0715	0750	0915	0950	1015	1115	1150	1215	1315	1350	1415	1615	1650	1715	1750																								
Yeovil Junction	a	0720	0755	0920	0955	1020	1120	1155	1220	1320	1355	1420	1620	1655	1720	1755																								

NOTES

- a - Arrival time.
- d - Departure time.

- SX - Does NOT RUN on Saturdays.
- SO - Runs Saturdays ONLY.

20G Exeter St Davids - Exeter Airport Bus Service

Operated by Stagecoach South West 56/A – Tel: 01392 427711
stagecoachbus.com/timetables

MONDAY TO FRIDAY

Notes					Sch	SH																						
Exeter St Davids #	d	0450	0520	0620	0640	0655	0735	0805	0845	0915	0950	1015	1045	and every 30 minutes until	1315	1345	1415	1445	1520	1550	1620	1645	1720	1755	1820	1950	2120	2240
Exeter Airport	a	0523	0553	0653	0715	0730	0815	0845	0925	0953	1025	1050	1120		1350	1420	1450	1520	1600	1630	1704	1734	1803	1833	1855	2025	2155	2310

Notes																												
Exeter Airport	d	0536	0606	0711	0731	0831	0910	0936	1006	1036	1106	1136	and every 30 minutes until	1406	1436	1506	1536	1601	1636	1703	1736	1806	1836	1906	2036	2206	2316	
Exeter St Davids #	a	0607	0637	0750	0813	0910	0946	1010	1040	1110	1140	1210		1440	1510	1540	1615	1640	1715	1750	1815	1845	1908	1938	2105	2235	2345	

SATURDAY

Notes																												
Exeter St Davids #	d	0520	0645	0655	0745	0815	0845	and every 30 minutes until	1515	1545	1620	1650	1720	1750	1820	1950	2120	2240										
Exeter Airport	a	0553	0720	0730	0820	0850	0920		1550	1620	1655	1725	1755	1823	1853	2025	2155	2310										

Notes																												
Exeter Airport	d	0606	0736	0836	0906	0936	1006	1036	and every 30 minutes until	1706	1736	1806	1836	1906	2036	2206	2316											
Exeter St Davids #	a	0637	0807	0907	0940	1010	1040	1110		1740	1810	1835	1905	1935	2105	2235	2345											

SUNDAY

0715	0815	and every hour until	1715	1815	1940	2040	2120																					
0740	0840		1740	1840	2005	2105	2155																					

0745	0845	and every hour until	1745	1910	2010	2110	2210																					
0812	0911		1811	1936	2036	2136	2240																					

NOTES SH - School Holidays only.
Sch - School days only.

a - Arrival time.
d - Departure time.

- Buses use the station forecourt, stop B.

Sunday service runs on Public Holidays.

Three Rivers Community Rail Partnership

Stations: Salisbury, Dean, Mottisfont & Dunbridge, Romsey, Millbrook, Redbridge, Southampton Central, St Denys, Swaythling, Southampton Airport, Eastleigh, Chandler's Ford, Bitterne, Woolston, Sholing, Netley, Hamble, Bursledon, Shawford and Winchester

Three Rivers aims to improve stations in the area of the rail routes that run alongside the main rivers between Salisbury, Winchester, Southampton and Bursledon – hence 'Three Rivers'. It is a group of local authorities, residents and the train industry, working to improve local stations, promote tourism, and train and bus service integration.

Find out more at threeriversrail.com/

Blackmore Vale CRP

Stations: Tisbury, Gillingham, Templecombe, Sherborne, Yeovil Junction and Crewkerne

The Blackmore Vale Line Community Rail Partnership is the local rail partnership, covering the stations of Tisbury, Gillingham, Templecombe, Sherborne, Yeovil Junction and Crewkerne on the West of England Line from London Waterloo to Exeter St Davids. Together with local people, station groups, businesses, and statutory and voluntary groups, the CRP promotes the area to prospective rail passengers and increases community involvement in its award-winning stations.

Find out more at blackmorevaletrains.com

Devon & Cornwall Rail Partnership - East Devon Line

Stations: Axminster, Honiton, Feniton, Whimple, Cranbrook and Pinhoe

The first rail partnership in the country, formed in 1991, Devon and Cornwall RP has seen great success in the promotion and growth of services across that region. Their campaigns have won multiple national accolades including at the Community Rail Awards and the Rail Exec 'Most Interesting' Awards.

Find out more at dcrp.org.uk

Visit us at southwesternrailway.com

- Buying tickets online
- Live train information
- Train times
- Special offers and days out
- Plan your journey
- Latest news

Customer Service Centre

0345 6000 650

Our UK based team are available 7 days a week from 6am to 10pm for:

- Ticket sales by credit or debit card
- Comments and suggestions

Assisted Travel

0800 5282 100

Text relay 18001 0800 5282 100

A freephone service open 24 hours for older and disabled customers.
We recommend booking assistance **4 hours in advance**.

National Rail Enquiries

03457 48 49 50

Train times, fares and rail information.

Free travel alerts

southwesternrailway.com/alerts

Keeping our registered customers up-to-date with their service running information, delays and alterations.

Twitter [@SW_Help](https://twitter.com/SW_Help)

Follow South Western Railway on Twitter and be the first to know what's happening on our network.

Facebook Facebook.com/SWRailway

Providing South Western Railway network information and details of our latest offers.

First MTR South Western Trains Limited (trading as South Western Railway) accepts no liability for any inaccuracy in the information contained in this timetable which is subject to alteration.

First MTR South Western Trains Limited. Registered in England and Wales 07900320.
Registered office: 4th Floor, Capital House, 25 Chapel Street, London NW1 5DH.
A First and MTR company.

South Western
 **Railway**

PTT20 0521



Please Recycle