

20 Exeter, Yeovil, Westbury and Salisbury to London Waterloo



Train times

22 January to 14 May 2022

Saturdays and Sundays Only

South Western
 Railway

Your timetable

This timetable shows train services between **Exeter, Yeovil, Salisbury and London Waterloo**.

It also shows train services between:

- **Bristol Temple Meads, Bath Spa, Yeovil Pen Mill and London Waterloo** - see timetable **20A**
- **Yeovil Pen Mill and Weymouth** - see timetable **20B**.

Also connecting bus services between:

- **Axminster, Lyme Regis and Bridport** - see timetable **20C**
- **Axminster, Seaton and Beer** - see timetable **20D**
- **Honiton and Sidmouth** - see timetable **20E**
- **Yeovil Junction and Yeovil Pen Mill**- see timetable **20F**
- **Exeter St Davids and Exeter Airport**- see timetable **20G**.

Our mini-guides offer a convenient summary of services and are designed to fit easily into a wallet, purse or ticket holder.

The following mini-guide is available to download for routes covered by this timetable.

- **Basingstoke to London Waterloo** - number 60

Buy a ticket before you board

You need to buy a valid ticket before you get on your train. We know that most of our passengers do this before travelling, and we have a duty to those passengers to make sure no-one travels without paying. This is why we run a penalty fares scheme across most of our network.

If you travel without a valid ticket to or from a station within the penalty fares area, you may have to pay a penalty fare of £20 or twice the single fare to the next station your train stops at (whichever is higher). You will also have to buy a ticket for the rest of your journey.

We have a policy to, wherever possible, prosecute everyone who deliberately avoids paying.

Travel with Confidence

So that you can travel with confidence, we are: ventilating trains to refresh air, improving information about journeys and trains, and extensively cleaning trains and stations.

In crowded spaces, wear a face covering out of respect to others. Please be considerate of other passengers and rail staff.

Changes to train times

Network Rail need to do engineering work to maintain and improve the rail network. They do a lot of this work at weekends and during holiday periods, but they also need to do some work overnight during the week.

If we need to close rail lines so Network Rail can carry out work, buses will replace train services. We may also have to alter train services over a wider area.

Please check for any changes to train times before travelling at weekends, late in the evening or early in the morning.

Look for the 'Changes to train times' posters at stations, or visit our website at **southwesternrailway.com**.

Cycles on trains

The services in this timetable have limited room for cycles so we have had to apply some restrictions. The ▼ and ★ symbol, with train times printed in **blue**, show restricted trains. These restrictions are explained in the 'Guide to notes and symbols' section.

We will carry folding cycles on any train as long as they can be folded small enough to be carried safely in the luggage rack. Cycles are not allowed on buses that replace trains during engineering works.

No-smoking policy

For the comfort of all our customers, smoking and using e-cigarettes is not allowed on any part of our trains or stations.

You can smoke outside the station entrance or in our car parks.



Automated Delay Repay

We have introduced a new Automated Delay Repay (ADR) system that drastically cuts the time it takes to claim and receive compensation if your train is late.

ADR works for all customers who have bought Advance tickets or a Touch Smartcard season ticket from our website.

If you have a Touch Smartcard season ticket, you will need to touch in and out at the beginning and end of your journey, sign up for a Delay Repay account at

delayrepay.southwesternrailway.com and select 'Auto Delay Repay'. (The email addresses you use for 'My Account' and 'Delay Repay' must match.)

To find out more about Automated Delay Repay, visit:

southwesternrailway.com/contact-and-help/refunds-and-compensation/delay-repay/automated-delay-repay.

South Western Railway and Community Rail Partnerships

We are committed to working with Community Rail Partnerships (CRPs) across our network. CRPs are not-for-profit organisations that help to further connect the railway with the communities they serve. They work closely with SWR to promote healthy and sustainable travel, design projects which bring communities together, as well as support social and economic development. SWR is proud to provide core funding and support to 12 CRPs on our network.

Blackmore Vale CRP

Stations: Tisbury, Gillingham, Templecombe, Sherborne, Yeovil Junction and Crewkerne

The Blackmore Vale Line Community Rail Partnership is the local rail partnership, covering the stations of Tisbury, Gillingham, Templecombe, Sherborne, Yeovil Junction and Crewkerne on the West of England Line from London Waterloo to Exeter St Davids. Together with local people, station groups, businesses, and statutory and voluntary groups, the CRP promotes the area to prospective rail passengers and increases community involvement in its award-winning stations.

Find out more at **blackmorevaletrains.com**

SATURDAY

Exeter, Yeovil and Salisbury to Basingstoke, Woking and London Waterloo

Notes		▼	▼	▼	▼	▼	▼	▼	▼	▼	▼	▼	▼	▼	▼	▼	▼	▼	▼	▼	▼	▼	▼	▼	▼	▼			
Exeter St Davids	d				0510			0640	0725		0824		0925		1025		1125		1225		1325		1425		1525		1625		
Exeter Central	d				0514			0645	0729		0828		0930		1030		1130		1230		1330		1430		1530		1630		
Pinhoe	d				0519			0650	0733		0833		0934		1034		1134		1234		1334		1434		1534		1634		
Cranbrook	d				0523			0654	0738		0837		0940		1039		1139		1239		1339		1439		1539		1639		
Whimble	d				0528			0659	0743		0842		0945				1144				1344				1544				
Feniton	d				0534			0705			0847				1047				1247				1447				1647		
Honiton	d				0541	0620		0713	0755		0855		0955		1055		1155		1255		1355		1455		1555		1655		
Axminster	d				0552	0631		0724	0806		0906		1006		1106		1206		1306		1406		1506		1606		1706		
Crewkerne	d				0605	0644		0737	0819		0919		1019		1119		1219		1319		1419		1519		1619		1719		
Yeovil Pen Mill	d																												
Yeovil Junction	a				0614	0652		0745	0827		0927		1027		1127		1227		1327		1427		1527		1627		1727		
Yeovil Junction	d				0620	0653		0753	0829		0929	0953	1029		1129		1229		1329		1429		1529		1629		1729		
Yeovil Pen Mill	a																												
Sherborne	d				0626	0700		0759	0835		0935	0959	1035		1135		1235		1335		1435		1535		1635		1735		
Templecombe	d				0634	0707		0807	0843		0943	1007	1043		1143		1243		1343		1443		1543		1643		1743		
Gillingham (Dorset)	d				0642	0717		0817	0851		0951	1017	1051		1151		1251		1351		1451		1551		1651		1751		
Tisbury	d				0652	0727		0827	0901		1001	1027	1101		1201		1301		1401		1501		1601		1701		1801		
Salisbury	a				0707	0742		0842	0916		1016	1042	1116		1216		1317		1416		1516		1616		1716		1816		
Salisbury	d	0515	0547	0621	0647	0721	0746	0821	0847	0921	0947	1021	1047	1121	1147	1221	1247	1321	1347	1421	1447	1521	1547	1621	1647	1721	1747	1821	1847
Southampton Central	a				0755c	0828c		0934c	1003c		1103c	1134c	1204c		1303c		1403c		1503c		1603c		1703c		1803c		1903c		
Portsmouth Harbour	a				0849c				1051c			1151c	1251c		1351c		1451c		1551c		1651c		1751c		1851c		1951c		
Grateley	d	0527	0559		0659		0759		0859		0959		1059		1159		1259		1359		1459		1559		1659		1759	1859	
Andover	d	0535	0606	0638	0706	0738	0806	0838	0906	0938	1006	1038	1106	1138	1206	1238	1306	1338	1406	1438	1506	1538	1606	1638	1706	1738	1806	1838	1906
Whitchurch (Hants)	d	0543	0614		0714		0814		0914		1014		1114		1214		1314		1414		1514		1614		1714		1814	1914	
Overton	d	0549	0620		0720		0820		0920		1020		1120		1220		1320		1420		1520		1620		1720		1820	1920	
Basingstoke	a	0558	0628	0655	0728	0755	0828	0855	0928	0955	1028	1055	1128	1155	1228	1255	1328	1355	1428	1455	1528	1555	1628	1655	1728	1755	1828	1855	1928
Reading	a	0646b	0707b	0757b	0821b	0851b	0906b	0948b	1020b	1050b	1105c	1156b	1220b	1251b	1305c	1353b	1420b	1451b	1507b	1551b	1620b	1650b	1705b	1754b	1821b	1850b	1907c	1951b	2023b
Woking	a	0618	0652	0716	0748	0815	0848	0915	0948	1015	1048	1115	1148	1215	1248	1315	1348	1415	1448	1515	1548	1615	1648	1715	1748	1815	1848	1915	1948
Clapham Junction	a	0638		0738	0827b	0837	0911b	0936	1011b	1036	1111b	1136	1211b	1236	1311b	1336	1411b	1436	1511b	1536	1611b	1636	1711b	1736	1811b	1836	1911b	1936	2011b
London Waterloo	a	0649	0719	0749	0819	0849	0919	0949	1019	1049	1119	1148	1219	1249	1319	1349	1419	1449	1519	1549	1619	1649	1719	1749	1819	1849	1918	1949	2019

Late night and weekend trains may be altered due to engineering works.

Please check at southwesternrailway.com before travelling.

For guide to notes and symbols see end of timetable.

SATURDAY

Exeter, Yeovil and Salisbury to Basingstoke, Woking and London Waterloo

Notes	▼	▼	▼	▼	▼																										
Exeter St Davids	d	1725	1825		1925	2025	2125	2300																							
Exeter Central	d	1730	1830		1930	2030	2130	2304																							
Pinhoe	d	1734	1834		1934	2034	2134	2309																							
Cranbrook	d	1739	1839		1939	2039	2139	2313																							
Whimble	d	1744			1944	2044	2144	2318																							
Feniton	d	1749	1847			2049	2149	2324																							
Honiton	d	1756	1855		1955	2056	2156	2332																							
Axminster	d	1807	1906		2006	2107	2207	2343																							
Crewkerne	d	1820	1919		2019	2120	2220	2356																							
Yeovil Pen Mill	d																														
Yeovil Junction	a	1829	1927		2027	2129	2229	0004																							
Yeovil Junction	d	1830	1929		2029	2130	2230	0006																							
Yeovil Pen Mill	a																														
Sherborne	d	1837	1935		2035	2136	2236																								
Templecombe	d	1844	1943		2043	2144	2244																								
Gillingham (Dorset)	d	1852	1951		2051	2152	2252																								
Tisbury	d	1903	2001		2101	2202	2302																								
Salisbury	a	1918	2016		2116	2217	2323	0041																							
Salisbury	d	1921	2026	2053	2126	2226																									
Southampton Central	a	2003c	2103c		2202c	2304c																									
Portsmouth Harbour	a	2051c	2151c		2250c	2350c																									
Grateley	d	1934	2038		2138	2238																									
Andover	d	1942	2045	2112	2145	2245																									
Whitchurch (Hants)	d	1950	2053		2153	2253																									
Overton	d	1956	2059		2159	2259																									
Basingstoke	a	2006	2108	2128	2207	2307																									
Reading	a	2050b	2150b	2219b	2250b	2352b																									
Woking	a	2030	2130	2148	2228	2328																									
Clapham Junction	a	2053	2155	2213b	2248	2350																									
London Waterloo	a	2104	2204	2219	2258	0001																									

Late night and weekend trains may be altered due to engineering works.
Please check at southwesternrailway.com before travelling.

For guide to notes and symbols see end of timetable.

SUNDAY

Exeter, Yeovil and Salisbury to Basingstoke, Woking and London Waterloo

Notes	▼	▼	▼	▼	▼	▼	▼	▼	▼	▼	▼	▼	▼	▼	▼	▼	▼	▼	▼	▼	▼	▼	▼	▼	▼	▼	▼	
Exeter St Davids	d																											
Exeter Central	d																											
Pinhoe	d																											
Cranbrook	d																											
Whimble	d																											
Feniton	d																											
Honiton	d																											
Axminster	d																											
Crewkerne	d																											
Yeovil Pen Mill	d																											
Yeovil Junction	a																											
Yeovil Junction	d																											
Yeovil Pen Mill	a																											
Sherborne	d																											
Templecombe	d																											
Gillingham (Dorset)	d																											
Tisbury	d																											
Salisbury	a																											
Salisbury	d																											
Southampton Central	a																											
Portsmouth Harbour	a																											
Grateley	d																											
Andover	d																											
Whitchurch (Hants)	d																											
Overton	d																											
Basingstoke	a																											
Reading	a																											
Woking	a																											
Clapham Junction	a																											
London Waterloo	a																											

Late night and weekend trains may be altered due to engineering works.

Please check at southwesternrailway.com before travelling.

For guide to notes and symbols see end of timetable.

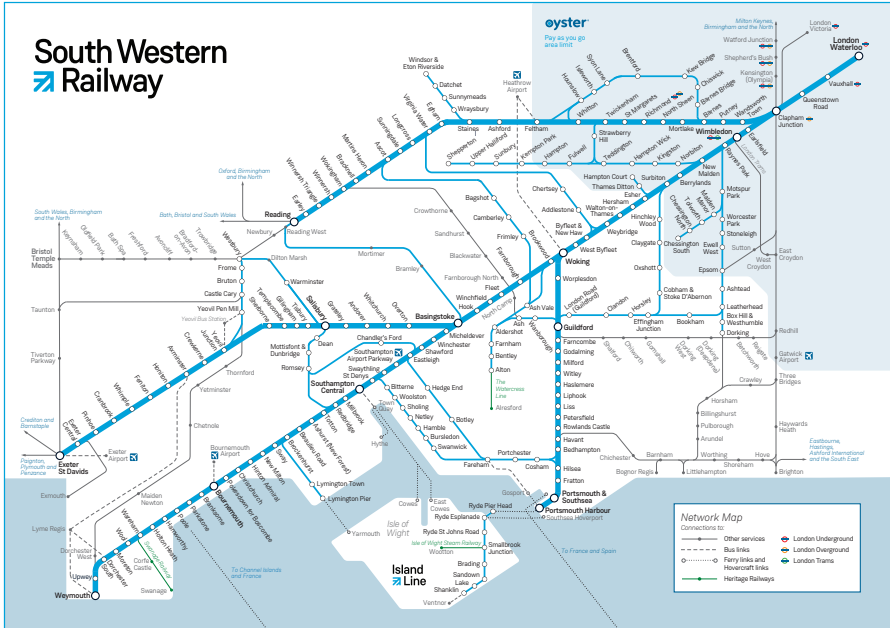
SUNDAY**Exeter, Yeovil and Salisbury to Basingstoke, Woking and London Waterloo**

Notes	▼	▼																												
Exeter St Davids	d	1925	2025	2125	2225	2313																								
Exeter Central	d	1930	2030	2130	2230	2318																								
Pinhoe	d	1934	2034	2134	2236	2323s																								
Cranbrook	d	1939	2039	2139	2240	2328s																								
Whimble	d	1944	2044	2144	2245																									
Feniton	d		2049	2149	2250																									
Honiton	d	1955	2056	2156	2258	2340s																								
Axminster	d	2006	2107	2207	2309	2352s																								
Crewkerne	d	2019	2120	2220	2322	0008s																								
Yeovil Pen Mill	d																													
Yeovil Junction	a	2027	2129	2229	2331	0017																								
Yeovil Junction	d	2029	2130	2230	2333																									
Yeovil Pen Mill	a																													
Sherborne	d	2035	2136	2236																										
Templecombe	d	2043	2144	2244																										
Gillingham (Dorset)	d	2051	2152	2252																										
Tisbury	d	2101	2202	2302																										
Salisbury	a	2116	2216	2317	0020																									
Salisbury	d	2121	2227																											
Southampton Central	a	2203c	2311c																											
Portsmouth Harbour	a	2249c	2356c																											
Grateley	d	2133	2239																											
Andover	d	2140	2246																											
Whitchurch (Hants)	d	2148	2254																											
Overton	d	2154	2300																											
Basingstoke	a	2203	2308																											
Reading	a																													
Woking	a	2223	2328																											
Clapham Junction	a	2243	2349																											
London Waterloo	a	2254	2358																											

Late night and weekend trains may be altered due to engineering works.
Please check at southwesternrailway.com before travelling.

For guide to notes and symbols see end of timetable.

South Western Railway



Changing trains

Most journeys shown in this timetable are direct trains, shown in **bold type**. However, you may be able to make other journeys or reach your destination more quickly by changing trains. To help you find these alternative trains, we show them in *light italic type*. A letter against the time will show where you need to change trains – please check the ‘Notes’ section for an explanation of these letters.

Please allow plenty of time to change trains. At most stations you will need to allow at least five minutes. You will need longer at some stations, and this is shown in the ‘Station information’ table in this timetable. For example ⑩ means you should allow 10 minutes to change trains at this station.

SATURDAY

London Waterloo, Woking and Basingstoke to Salisbury, Yeovil and Exeter

Notes				▼	▼	▼	▼	▼ K	▼	▼	▼	▼	▼	▼	▼	▼	▼	▼	▼	▼	▼	▼	▼	▼	▼					
London Waterloo	d				0635	0710	0750	0820	0850	0920	0950	1020	1050	1120	1150	1220	1250	1320	1350	1420	1450	1520	1550	1620	1650	1720				
Clapham Junction	d				0642u	0717u	0757u	0827u	0857u	0927u	0957u	1027u	1057u	1127u	1157u	1227u	1257u	1327u	1357u	1427u	1457u	1527u	1557u	1627u	1657u	1727u				
Woking	d				0701	0736	0816	0846	0916	0946	1016	1046	1116	1146	1216	1246	1316	1346	1416	1446	1516	1546	1616	1646	1716	1746				
Reading	d				0637b	0707b	0732b	0807b	0852b	0909b	0938b	1007b	1105b		1138b	1208b	1305b		1338b	1407b	1452b	1507b	1557b	1607b	1652c	1707b				
Basingstoke	d				0723	0759	0838	0906	0938	1007	1038	1109	1138	1207	1238	1307	1338	1407	1438	1507	1538	1607	1638	1707	1738	1807				
Overton	d				0731	0808	0846		0946		1046		1146		1246		1346		1446		1546		1646		1746					
Whitchurch (Hants)	d				0736	0813	0851		0951		1051		1151		1251		1351		1451		1551		1651		1751					
Andover	d				0745	0821	0900	0924	1000	1024	1100	1126	1200	1224	1300	1324	1400	1424	1500	1524	1600	1624	1700	1724	1800	1824				
Grateley	d				0752	0829	0907		1007		1107		1207		1307		1407		1507		1607		1707		1807					
Portsmouth Harbour	d				0608c		0723c		0823c		0923c		1023c		1123c		1223c		1323c		1423c		1523c		1623c		1723c			
Southampton Central	d				0657c		0810c		0910c		1010c		1110c		1210c		1310c		1410c		1510c		1610c		1710c		1810b			
Salisbury	a				0805	0842	0920	0942	1020	1042	1120	1144	1220	1242	1320	1342	1420	1442	1520	1542	1620	1642	1720	1742	1820	1843				
Salisbury	d			0615	0747	0813	0847		0947		1047		1147		1247		1347		1447		1547		1647		1747		1847			
Tisbury	d			0629	0801	0832	0906		1006		1106		1206		1306		1406		1506		1606		1706		1806		1908			
Gillingham (Dorset)	d			0642	0814	0900	0917		1017		1117		1217		1317		1417		1517		1617		1717		1817		1919			
Templecombe	d			0650	0822	0907	0925		1025		1125		1225		1325		1425		1525		1625		1725		1825		1926			
Sherborne	d			0657	0829	0915	0932		1032		1132		1232		1332		1432		1532		1632		1732		1832		1934			
Yeovil Pen Mill	d																													
Yeovil Junction	a			0703	0835	0920	0938		1038		1138		1238		1338		1438		1538		1638		1738		1838		1939			
Yeovil Junction	d			0615	0707	0839		0939		1039		1139		1239		1339		1439		1539		1639		1739		1839		1941		
Yeovil Pen Mill	a																													
Crewkerne	d			0624	0716	0849		0949		1049		1149		1249		1349		1449		1549		1649		1749		1849		1950		
Axminster	d	0552	0657z	0738	0903		1003		1103		1203		1303		1403		1503		1603		1703		1803		1903		2005			
Honiton	d	0604	0712	0754	0916		1016		1116		1216		1316		1416		1516		1616		1716		1816		1916		2016			
Feniton	d	0610	0718	0800	0921		1021		1121		1221		1321		1421		1521		1621		1721		1821		1921		2023			
Whimple	d	0615	0723	0805	0926				1124				1324				1524				1724				1924					
Cranbrook	d	0619	0728	0809	0931		1029		1128		1229		1328		1429		1528		1629		1728		1829		1928		2030			
Pinhoe	d	0623	0732	0813	0935		1033		1132		1233		1332		1433		1532		1633		1732		1833		1932					
Exeter Central	a	0628	0737	0818	0939		1037		1137		1237		1337		1437		1537		1637		1737		1837		1937		2041			
Exeter St Davids	a	0632	0742	0823	0944		1042		1142		1242		1342		1442		1542		1642		1742		1842		1942		2045			

Late night and weekend trains may be altered due to engineering works.

Please check at southwesternrailway.com before travelling.

For guide to notes and symbols see end of timetable.

SATURDAY

London Waterloo, Woking and Basingstoke to Salisbury, Yeovil and Exeter

	Notes	▼ B	▼	▼	▼	▼	▼	▼	▼	▼																												
London Waterloo	d	1750	1820			1850	1920	1950	2020	2050	2120	2220	2250	2339																								
Clapham Junction	d	1757u	1827u			1857u	1927u	1957u	2027u	2057u	2127u	2227u	2257u	2346u																								
Woking	d	1816	1846			1916	1946	2016	2046	2116	2146	2246	2316	0008																								
Reading	d	1738b	1812b			1905b		2005b		2105b	2135b	2235b	2305b																									
Basingstoke	d	1838	1907			1938	2007	2038	2107	2138	2207	2308	2340	0029																								
Overton	d	1846				1946		2046		2146	2215	2316	2349	0038s																								
Whitchurch (Hants)	d	1851				1951		2051		2151	2220	2321	2355	0043s																								
Andover	d	1900	1924			2000	2024	2100	2124	2200	2229	2330	0003	0051																								
Grateley	d	1907				2007		2107		2207	2236	2337	0011	0059s																								
Portsmouth Harbour	d		1823c				1923c		2023c																													
Southampton Central	d		1910c				2010c		2112c			2137c																										
Salisbury	a	1920	1943			2020	2045	2120	2144	2220	2248	2349	0024	0111																								
Salisbury	d	1927	1947				2047		2148		2255																											
Tisbury	d		2006				2106		2206		2308s																											
Gillingham (Dorset)	d		2017				2117		2217		2319s																											
Templecombe	d		2025				2125		2225		2327s																											
Sherborne	d		2032				2132		2232		2334s																											
Yeovil Pen Mill	d	2039		2039																																		
Yeovil Junction	a	┌	2038	2045			2138		2238		2340																											
Yeovil Junction	d		2039				2139		2239																													
Yeovil Pen Mill	a																																					
Crewkerne	d		2049				2149		2249																													
Axminster	d		2103				2203		2303																													
Honiton	d		2117				2217		2315a																													
Feniton	d						2222																															
Whimple	d		2125				2227																															
Cranbrook	d		2129				2232																															
Pinhoe	d		2133				2236																															
Exeter Central	a		2138				2240																															
Exeter St Davids	a		2142				2245																															

Late night and weekend trains may be altered due to engineering works.

Please check at southwesternrailway.com before travelling.

For guide to notes and symbols see end of timetable.

SUNDAY

London Waterloo, Woking and Basingstoke to Salisbury, Yeovil and Exeter

Notes		▼	▼	▼	▼	▼	▼	▼	▼	▼	▼	▼	▼	▼	▼	▼	▼	▼	▼	▼	▼	▼	▼	▼	▼	▼			
London Waterloo	d			0815	0835b	0915	0935b	1015		1115	1135b	1215	1235b	1315	1335b	1415	1435b	1520	1535b	1620	1635b	1720	1745	1820	1845	1920	1945	2020	2045
Clapham Junction	d			0823u	0845b	0924u	0945b	1023u		1123u	1145b	1223u	1242b	1322u	1342b	1422u	1442b	1527u	1542b	1627u	1642b	1727u	1753u	1827u	1853u	1927u	1953u	2027u	2053u
Woking	d			0847	0909b	0948	1009b	1046		1146	1207b	1246	1307b	1345	1407b	1446	1507b	1546	1607b	1646	1707b	1746	1813	1846	1913	1946	2013	2046	2114
Reading	d			0738b	0912	0938b	1012		1112		1212		1312		1412		1512		1612		1712		1752b		1839b		1952b		2052b
Basingstoke	d		0804	0908	0933	1009	1033	1107	1131	1207	1231	1307	1331	1407	1431	1507	1531	1607	1631	1707	1731	1807	1834	1907	1934	2007	2034	2107	2135
Overton	d		0812		0942		1042		1140		1240		1340		1440		1540		1640		1739		1843		1943		2043		2144
Whitchurch (Hants)	d		0817		0947		1047		1145		1245		1345		1445		1545		1645		1744		1848		1948		2048		2149
Andover	d		0826	0925	0955	1026	1055	1124	1154	1224	1253	1324	1354	1424	1453	1524	1553	1624	1653	1724	1753	1824	1856	1924	1956	2024	2056	2124	2157
Grateley	d		0833		1003		1103		1201		1301		1401		1501		1601		1701		1800		1904		2004		2104		2205
Portsmouth Harbour	d					0908c				1108c		1208c		1308c		1408c		1508c		1608c		1708c		1808c		1908c		2008c	
Southampton Central	d					0957c		1057c		1157c		1257c	1310c	1357c		1457c	1510c	1557c		1657c		1757c		1857c		1957c		2058c	
Salisbury	a		0846	0942	1018	1042	1118	1142	1214	1242	1314	1343	1414	1442	1514	1540	1613	1646	1715	1742	1815	1842	1917	1942	2017	2042	2117	2143	2217
Salisbury	d	0654	0847	0947		1047		1147		1247		1347	1419	1447		1547	1614	1647		1747		1847		1947		2047		2147	
Tisbury	d	0706	0906	1007		1106		1206		1306		1406	1433	1506		1606	1633	1706		1806		1906		2006		2106		2206	
Gillingham (Dorset)	d	0717	0917	1018		1117		1217		1317		1417	1451	1517		1617	1643a	1717		1817		1917		2017		2117		2217	
Templecombe	d	0725	0925	1025		1125		1225		1325		1425	1458	1525		1625		1725		1825		1925		2025		2125		2225	
Sherborne	d	0732	0932	1033		1132		1232		1332		1432	1506	1532		1632		1732		1832		1932		2032		2132		2232	
Yeovil Pen Mill	d																												
Yeovil Junction	a	0738	0938	1038		1138		1238		1338		1438	1511	1538		1638		1738		1838		1938		2038		2138		2238	
Yeovil Junction	d	0739	0939	1039		1139		1239		1339		1439	1516	1539		1639		1739		1839		1940		2039		2139			
Yeovil Pen Mill	a											1521																	
Crewkerne	d	0749	0949	1049		1149		1249		1349		1449		1549		1649		1749		1849		1950		2049		2149			
Axminster	d	0803	1003	1103		1203		1303		1403		1503		1603		1703		1803		1903		2004		2103		2203			
Honiton	d	0817	1016	1116		1216		1316		1416		1516		1616		1716		1816		1916		2017		2116		2216			
Feniton	d	0822	1021			1221				1421				1621				1821				2022				2221			
Whimple	d	0827	1026	1124				1324						1524		1724				1924				2124		2227			
Cranbrook	d	0832	1031	1128		1229		1328		1429		1528		1629		1728		1829		1928		2030		2128		2231			
Pinhoe	d	0836	1035	1132		1233		1332		1433		1532		1633		1732		1833		1932		2034		2132		2235			
Exeter Central	a	0840	1039	1137		1237		1337		1437		1537		1637		1737		1837		1937		2038		2137		2240			
Exeter St Davids	a	0844	1044	1142		1242		1342		1442		1542		1642		1741		1842		1942		2043		2143		2244			

Late night and weekend trains may be altered due to engineering works.

Please check at southwesternrailway.com before travelling.

For guide to notes and symbols see end of timetable.

SUNDAY

London Waterloo, Woking and Basingstoke to Salisbury, Yeovil and Exeter

Notes	▼																												
London Waterloo	d	2120	2220	2335																									
Clapham Junction	d	2127u	2227u	2344u																									
Woking	d	2146	2246	0008																									
Reading	d		2152b																										
Basingstoke	d	2207	2307	0040																									
Overton	d		2315	0049s																									
Whitchurch (Hants)	d		2320	0054s																									
Andover	d	2224	2329	0103																									
Grateley	d		2336	0110s																									
Portsmouth Harbour	d	2108c																											
Southampton Central	d	2157c																											
Salisbury	a	2242	2348	0122																									
Salisbury	d	2247																											
Tisbury	d	2306																											
Gillingham (Dorset)	d	2317																											
Templecombe	d	2325																											
Sherborne	d	2332																											
Yeovil Pen Mill	d																												
Yeovil Junction	a	2338																											
Yeovil Junction	d	2339																											
Yeovil Pen Mill	a																												
Crewkerne	d	2348																											
Axminster	d	0009																											
Honiton	d	0020s																											
Feniton	d	0026s																											
Whimple	d	0031s																											
Cranbrook	d	0036s																											
Pinhoe	d	0040s																											
Exeter Central	a																												
Exeter St Davids	a	0047																											

Late night and weekend trains may be altered due to engineering works. Please check at southwesternrailway.com before travelling.

For guide to notes and symbols see end of timetable.

GUIDE TO NOTES AND SYMBOLS

First Class accommodation also available on all trains shown in **bold type**.

B Runs via Westbury - see table 20A.

G Continues to Castle Cary, Bruton, Frome and Westbury - see table 20A.

J Also has portion from Castle Cary - see table 20A.

K To Frome - see table 20A.

FX Service does **not run** on Friday.

FO Service runs on Friday only.

 Train attaches to another.

a Arrival time.

b Change at Basingstoke.

c Change at Salisbury.

d Departure time.

g Change at Southampton Central and Salisbury.

n Arrives Honiton at 2316.

s Stops to let passengers leave the train only.

u Stops to let passengers join the train only.

v Change at Fareham and Salisbury.

w Change at Woking.

All services shown in **bold type** are operated by South Western Railway.

z Arrives Axminster at 0643.

▼ Cycles only carried with advance reservation.

★ Passengers travelling with cycles may not join or leave services at stations with train times shown in blue.


← Railair coach link between Woking station and Heathrow Airport. Visit nationalexpress.com for details.

⊖ Interchange for London Underground. Visit tfl.gov.uk for details.

 Car Park.

⌚ Minimum connection time where different from the standard five minutes.

 Interchange for Wightlink high-speed catamaran to Ryde, Isle of Wight. Telephone **0333 999 7333** (calls charged at local rate) or visit wightlink.co.uk
Also change at Portsmouth Harbour for the Gosport Ferry. Visit gosportferry.co.uk

 Station for Southampton City Centre and the Docks. Also buses for Red Funnel Ferries to Cowes, Isle of Wight, (redfunnel.co.uk) and the Hythe ferry (hytheferry.co.uk).

Cycle reservations

A cycle space must be reserved in advance when a ▼ symbol appears above the train.





























Cycles on trains - Monday to Friday

At peak times the following restrictions apply in the area bounded by Reading, Hook, Alton, Guildford and Dorking.

Passengers travelling with cycles may not join or leave services timed to arrive at London Waterloo between 0715 and 1000 inclusive or timed to depart London Waterloo between 1645 and 1900 inclusive.

STATION INFORMATION

See notes for explanation of symbols.

Exeter St Davids		
Exeter Central		
Pinhoe		
Cranbrook		
Whimble		
Feniton		
Honiton		
Axminster		
Crewkerne		
Yeovil Junction		
Sherborne		
Templecombe		
Gillingham (Dorset)		
Tisbury		
Salisbury		
Southampton Central		
Portsmouth Harbour		
Grateley		
Andover		
Whitchurch (Hants)		
Overton		
Basingstoke		
Reading		
Woking		←
Clapham Junction		
London Waterloo	⊖	

SATURDAY

	▼	▼	□							
Notes										
Bristol Temple Meads	d									
Keynsham	d									
Oldfield Park	d									
Bath Spa	d									
Bradford-on-Avon	d									
Trowbridge	d									
Yeovil Pen Mill	d									
Castle Cary	d	0736								
Bruton	d	0741								
Frome	d	0754	1130							
Westbury	d	0810	1143	2312						
Warminster	d	0818	1150	2319						
Salisbury	a	0837	1211	2340						
Salisbury	d	0847	1221							
Grateley	a	0859								
Andover	a	0905	1237							
Whitchurch (Hants)	a	0914								
Overton	a	0920								
Basingstoke	a	0928	1255							
Woking	a	0948	1315							
Clapham Junction	a	1011e	1336							
London Waterloo	a	1019	1349							

SUNDAY

▼										
J										
0953										
1007										
1012										
1024										
1043										
1051										
1112										
1127										
1144										
1203										
1223										
1243										
1254										

NOTES TO THIS TABLE

- J** From Yeovil Junction..
- L** From London Waterloo via Sherborne and Yeovil Junction (see main timetable).
- a** Arrival time.
- d** Departure time.
- e** Change at Basingstoke.
- First Class accommodation also available.
- ▼** Cycles only carried with advance reservation.
- ★** Passengers travelling with cycles may not join or leave services at stations with train times shown in blue.

* For the complete service between Salisbury, Andover and London Waterloo, also trains from Yeovil Junction, please see earlier pages.
For details of the complete service between Westbury and Salisbury, also Yeovil Pen Mill to Westbury and Weymouth, please see Great Western Railway publicity.

Late night and weekend trains may be altered due to engineering works.
Please check at southwesternrailway.com before travelling.

SATURDAY

Notes	□ ▼	□ ▼ V										
London Waterloo	d	0850	1750									
Clapham Junction	d	0857u	1757u									
Woking	d	0916	1816									
Basingstoke	d	0938	1838									
Overton	d	0946	1846									
Whitchurch (Hants)	d	0951	1851									
Andover	d	1000	1900									
Graley	d	1007	1907									
Salisbury	a	1020	1920									
Salisbury	d	1026	1927									
Warminster	a	1045	1946									
Westbury	a	1054	1954									
Frome	a	1106	2007									
Bruton	a		2019									
Castle Cary	a		2024									
Yeovil Pen Mill	a		2038									
Trowbridge	a											
Bradford-on-Avon	a											
Bath Spa	a											
Oldfield Park	a											
Keynsham	a											
Bristol Temple Meads	a											

SUNDAY

NOTES TO THIS TABLE

- G** Train continues to Westbury (see other direction).
- V** Continues to Yeovil Junction.
- a** Arrival time.
- d** Departure time.
- e** Change at Basingstoke.
- u** Stops to let passengers join the train only.
- First Class accommodation also available.
- ▼** Cycles only carried with advance reservation.

* For the complete service between London Waterloo, Andover and Salisbury, also trains to Yeovil Junction, please see earlier pages.
For details of the complete service between Salisbury, Bath Spa and Bristol, also Weymouth and Westbury to Yeovil Pen Mill, please see Great Western Railway publicity.

Late night and weekend trains may be altered due to engineering works.
Please check at southwesternrailway.com before travelling.

20B Yeovil Pen Mill - Weymouth

MONDAY TO FRIDAY

	Notes									
Yeovil Pen Mill	d	0735	1013	1113	1314	1619	1820	1917	2223	
Dorchester West	d	0810	1047	1153	1353	1653	1854	1951	2257	
Upwey	d	0817	1055	1201	1401	1701	1901	1958	2304	
Weymouth	a	0823	1100	1206	1406	1706	1906	2003	2309	

SATURDAY

0730	1009	1111	1311	1613	1914	2219				
0804	1043	1153	1354	1653	1953	2253				
0813	1051	1202	1403	1702	2002	2302				
0818	1056	1208	1408	1708	2008	2307				

SUNDAY

1000	1104	1502	1917	2220
1038	1141	1537	1951	2254
1046	1149	1545	1958	2301
1051	1154	1551	2003	2306

20B Weymouth - Yeovil Pen Mill

MONDAY TO FRIDAY

	Notes									
Weymouth	d	0526	0642	0850	1111	1311	1455	1730	2015	
Upwey	d	0531	0647	0855	1116	1316	1500	1735	2020	
Dorchester West	d	0539	0655	0903	1125	1325	1508	1743	2028	
Yeovil Pen Mill	a	0614	0728	0936	1200	1400	1548	1816	2101	

SATURDAY

0638	0846	1110	1310	1455	1728	2020				
0643	0851	1115	1315	1500	1733	2025				
0651	0859	1123	1323	1508	1741	2033				
0726	0934	1158	1358	1543	1816	2108				

SUNDAY

1103	1409	1610	1753	2010
1108	1414	1615	1758	2015
1117	1422	1623	1806	2023
1152	1457	1656	1839	2056

NOTES

Operated by Great Western Railway.

For details of seat and cycle reservation requirements and also catering facilities, please refer to Great Western Railway publications.

- a** Arrival time.
d Departure time.

Late night and weekend trains may be altered due to engineering works.

STATION INFORMATION

For a guide to notes and symbols, see end of main timetable.

Yeovil Pen Mill	P	
Dorchester West		
Upwey	P	S
Weymouth	P	S

20C Axminster - Lyme Regis - Bridport Bus Service

Operated by First Wessex X51, X53 - Tel: 0345 6460707
 firstbus.co.uk/wessex

MONDAY TO FRIDAY

<i>Notes</i>																								
Axminster Rail Station	d	0815	0915	1015	1115	1215	1315	1415	1527	1620	1725	1820												
Lyme Regis Post Office	a	0838	0939	1039	1139	1239	1339	1439	1551	1647	1749	1843												
Bridport Bus Station	a	0907	1008	1108	1208	1308	1408	1508	1620	1725	1818	1911												

<i>Notes</i>																								
Bridport Bus Station	d	0640	0745	0849	0954	1054	1154	1254	1354	SH 1454	Sch 1506	SH 1553	Sch 1609	1654										
Lyme Regis Square	d	0704	0809	0923	1026	1126	1226	1326	1426	1526	1538	1626	1641	1726										
Axminster Rail Station	a	0725	0830	0952	1052	1152	1252	1352	1452	1552	1604	1652	1707	1752										

SATURDAY

<i>Notes</i>																								
Axminster Rail Station	d	0815	0915	1015	1115	1215	1315	1415	1515	1615	1715	1815												
Lyme Regis Post Office	a	0839	0939	1039	1139	1239	1339	1439	1539	1642	1739	1838												
Bridport Bus Station	a	0908	1008	1108	1208	1308	1408	1508	1608	1720	1808	1906												

<i>Notes</i>																								
Bridport Bus Station	d	0640	0747	0849	0954	1054	1154	1254	1354	1454	1554	1654												
Lyme Regis Square	d	0704	0811	0923	1026	1126	1226	1326	1426	1526	1626	1726												
Axminster Rail Station	a	0725	0832	0952	1052	1152	1252	1352	1452	1552	1652	1752												

SUNDAY

NOTES SH - School Holidays only. a - Arrival time.
 Sch - School days only. d - Departure time.

Rail tickets to 'Lyme Regis Bus X51/53' are valid to Bridport.

NO SERVICE on Sundays or Public Holidays until Easter 2022.

20E Honiton - Sidmouth Bus Service

Operated by Stagecoach South West 9 - Tel: 01392 427711
stagecoachbus.com/timetables

MONDAY TO SATURDAY

	Notes	SX	SO	SX	SO							SO	SX								
Honiton Rail Station	d	0808	0813	0923	0928	1028	1128	1228	1328	1428	1528	1628	1633	1800	1900	2000					
Sidmouth Triangle	a	0848	0848	1003	1003	1103	1203	1303	1403	1503	1603	1703	1708	1830	1930	2029					

	Notes	SX	SO	SX	SO							SO	SX	SO	SX	SO	SX	SO	SX		
Sidmouth Triangle	d	0720	0736	0825	0849	0949	1049	1149	1249	1349	1449	1549	1551	1649	1714	1749	1758	1849	1900		
Honiton Rail Station	a	0808	0813	0857	0928	1028	1128	1228	1328	1428	1528	1628	1633	1722	1800	1822	1831	1922	1929		

SUNDAY

1028	1328	1628	The Sunday service will also run on Public Holidays.
1105	1405	1705	
1115	1415	1715	
1148	1448	1748	

20F Yeovil Junction - Town Centre Bus Service

Operated by South West Coaches 68 - Tel: 01935 475872
southwestcoaches.co.uk

MONDAY TO SATURDAY - NO SERVICE on this route on Sundays or public holidays

	Notes																																				
Yeovil Junction	d	0735	0900	0935	1000	1035	1135	1200	1235	1335	1400	1435	1600	1635	1700	1735	1810																				
Yeovil Bus Station	a	0744	0909	0944	1009	1044	1144	1209	1244	1344	1409	1444	1609	1644	1709	1744	1819																				

	Notes																																				
Yeovil Bus Station	d	0715	0750	0915	0950	1015	1115	1150	1215	1315	1350	1415	1615	1650	1715	1750																					
Yeovil Junction	a	0720	0755	0920	0955	1020	1120	1155	1220	1320	1355	1420	1620	1655	1720	1755																					

NOTES

a - Arrival time.
d - Departure time.

SX - Does NOT RUN on Saturdays.
SO - Runs Saturdays ONLY.

20G Exeter St Davids - Exeter Airport Bus Service

Operated by Stagecoach South West 56/A – Tel: 01392 427711
stagecoachbus.com/timetables

MONDAY TO FRIDAY

Notes		Sch	SH														and every 30 minutes until													
Exeter St Davids #	d	0450	0520	0620	0640	0655	0735	0805	0845	0915	0950	1015	1045																	
Exeter Airport	a	0523	0553	0653	0715	0730	0815	0845	0925	0953	1025	1050	1120																	
Notes														and every 30 minutes until																
Exeter Airport	d	0536	0606	0711	0731	0831	0910	0936	1006	1036	1106	1136																		
Exeter St Davids #	a	0607	0637	0750	0813	0910	0946	1010	1040	1110	1140	1210																		

SATURDAY

Notes									and every 30 minutes until																			
Exeter St Davids #	d	0520	0645	0655	0745	0815	0845																					
Exeter Airport	a	0553	0720	0730	0820	0850	0920																					
Notes									and every 30 minutes until																			
Exeter Airport	d	0606	0736	0836	0906	0936	1006	1036																				
Exeter St Davids #	a	0637	0807	0907	0940	1010	1040	1110																				

SUNDAY

						and every hour until								
0715	0815													
0740	0840													
0745	0845													
0812	0911													

NOTES SH - School Holidays only.
Sch - School days only.

a - Arrival time.
d - Departure time.

- Buses use the station forecourt, stop B.

Sunday service runs on Public Holidays.

Three Rivers Community Rail Partnership

Stations: Salisbury, Dean, Mottisfont & Dunbridge, Romsey, Millbrook, Redbridge, Southampton Central, St Denys, Swaythling, Southampton Airport, Eastleigh, Chandler's Ford, Bitterne, Woolston, Sholing, Netley, Hamble, Bursledon, Shawford and Winchester

Three Rivers aims to improve stations in the area of the rail routes that run alongside the main rivers between Salisbury, Winchester, Southampton and Bursledon – hence 'Three Rivers'. It is a group of local authorities, residents and the train industry, working to improve local stations, promote tourism, and train and bus service integration.

Find out more at threeriversrail.com/



South Wessex Community Rail Partnership

A new CRP that covers part of the Heart of Wessex Line – with a new name – South Wessex CRP. Covering the line running south of Westbury to Weymouth.

Devon & Cornwall Rail Partnership - East Devon Line

Stations: Axminster, Honiton, Feniton, Whimble, Cranbrook and Pinhoe

The first rail partnership in the country, formed in 1991, Devon and Cornwall RP has seen great success in the promotion and growth of services across that region. Their campaigns have won multiple national accolades including at the Community Rail Awards and the Rail Exec 'Most Interesting' Awards.

Find out more at dcrp.org.uk

Visit us at southwesternrailway.com

- Buying tickets online
- Live train information
- Train times
- Special offers and days out
- Plan your journey
- Latest news

Customer Service Centre

0345 6000 650

Our UK based team are available 7 days a week from 6am to 10pm for:

- Comments and suggestions

Assisted Travel

0800 5282 100

Text relay 18001 0800 5282 100

A freephone service open 24 hours for older and disabled customers.

We recommend booking assistance **4 hours in advance**.

National Rail Enquiries

03457 48 49 50

Train times, fares and rail information.

Free travel alerts

southwesternrailway.com/alerts

Keeping our registered customers up-to-date with their service running information, delays and alterations.

Twitter [@SW_Help](https://twitter.com/SW_Help)

Follow South Western Railway on Twitter and be the first to know what's happening on our network.

Facebook Facebook.com/SWRailway

Providing South Western Railway network information and details of our latest offers.

First MTR South Western Trains Limited (trading as South Western Railway) accepts no liability for any inaccuracy in the information contained in this timetable which is subject to alteration.

First MTR South Western Trains Limited. Registered in England and Wales 07900320.

Registered office: 8th Floor, The Point, 37 North Wharf Road, London W2 1AF.

A First and MTR company.

South Western
 **Railway**

PTT20 1221



Please Recycle