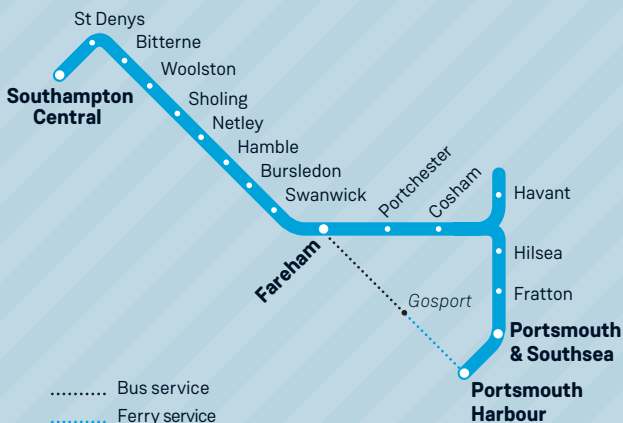


26 Portsmouth to Southampton Central



Train times

16 May to 11 September 2021

Your timetable

This timetable shows services between **Portsmouth, Fareham, Swanwick and Southampton Central**.

It also shows train services between:

- Havant, Fareham, Swanwick and Southampton Central.

For the full service between Portsmouth, Cosham, Portchester and Fareham, also between Havant and Fareham, please see timetable 18.

Buy a ticket before you board

You need to buy a valid ticket before you get on your train.

We know that most of our passengers do this before travelling, and we have a duty to those passengers to make sure no-one travels without paying. This is why we run a penalty fares scheme across most of our network.

If you travel without a valid ticket to or from a station within the penalty fares area, you may have to pay a penalty fare of £20 or twice the single fare to the next station your train stops at (whichever is higher). You will also have to buy a ticket for the rest of your journey.

We have a policy to, wherever possible, prosecute everyone who deliberately avoids paying.

Travel with Confidence

If you are travelling with us, please continue to follow the Government's advice by maintaining social distancing, where possible, and wearing a face covering at our stations and on our trains, unless exempt.

For more information about how we're keeping you safe, and how you can protect yourself and others when travelling visit: **[southwesternrailway.com/coronavirus](https://www.southwesternrailway.com/coronavirus)**

No-smoking policy

For the comfort of all our customers, smoking and using e-cigarettes is not allowed on any part of our trains or stations.

You can smoke outside the station entrance or in our car parks.

Changes to train times

Network Rail need to do engineering work to maintain and improve the rail network. They do a lot of this work at weekends and during holiday periods, but they also need to do some work overnight during the week.

If we need to close rail lines so Network Rail can carry out work, buses will replace train services. We may also have to alter train services over a wider area.

Please check for any changes to train times before travelling at weekends, late in the evening or early in the morning.

Look for the 'Changes to train times' posters at stations, or visit our website at **[southwesternrailway.com](https://www.southwesternrailway.com)**.

Cycles on trains

The services in this timetable have limited room for cycles and we have to apply some restrictions. Please refer to Great Western Railway publicity for details of their cycle restrictions.

We will carry folding cycles on any train as long as they can be folded small enough to be carried safely in the luggage rack. Cycles are not allowed on buses that replace trains during engineering work.

Automated Delay Repay

We have introduced a new Automated Delay Repay (ADR) system that drastically cuts the time it takes to claim and receive compensation if your train is late.

ADR works for all customers who have bought Advance tickets or a Touch Smartcard season ticket from our website.

If you have a Touch Smartcard season ticket, you will need to touch in and out at the beginning and end of your journey, sign up for a Delay Repay account at **delayrepay.southwesternrailway.com** and select 'Auto Delay Repay'. (The email addresses you use for 'My Account' and 'Delay Repay' must match.)

To find out more about Automated Delay Repay, visit: **southwesternrailway.com/contact-and-help/refunds-and-compensation/delay-repay/automated-delay-repay**.



Three Rivers Community Rail Partnership

Stations: Salisbury, Dean, Mottisfont & Dunbridge, Romsey, Millbrook, Redbridge, Southampton Central, St Denys, Swaythling, Southampton Airport, Eastleigh, Chandler's Ford, Bitterne, Woolston, Sholing, Netley, Hamble, Bursledon, Shawford and Winchester

Three Rivers aims to improve stations in the area of the rail routes that run alongside the main rivers between Salisbury, Winchester, Southampton and Bursledon – hence 'Three Rivers'. It is a group of local authorities, residents and the train industry, working to improve local stations, promote tourism, and train and bus service integration.

Find out more at threeriversrail.com/



MONDAY TO FRIDAY
Portsmouth, Cosham, Fareham and Swanwick to Southampton Central

<i>Operator</i> <i>Notes</i>	GW	SN □	SW □	SN □	GW	SN □	SW □	SN □	SN □	GW	SN □	SW □	SN □	GW	SN □	SW □	SN □	GW	SN □	SW □	GW	SN □	GW	SN □	SW □	SN □	GW	SN □	
Portsmouth Harbour	d	0425e	0500c			0601		0612e	0624c	0650c	0721	0724c	0735		0823		0829e	0859c	0923		0933		0959c	1023			1059c	1123	
Portsmouth & Southsea	d	0430e	0505c	0513		0605		0623	0628c	0655c	0726	0729c	0739		0827		0838	0904c	0927		0938		1004c	1027		1038	1104c	1127	
Fratton	d	0450	0509c	0517		0609		0627	0632c	0659c	0730	0733c	0743		0831		0842	0908c	0931		0942		1008c	1031		1042	1108c	1131	
Hilsea	d		0513c	0521		0556c		0631	0636c	0703c		0737c	0747		0806c		0846	0912c		0946		1012c			1046	1112c			
Havant	d		0517		0534	0540e	0622		0642	0720		0739		0759	0806e	0839		0923		0940		0956	1021		1039		1121		1139
Cosham	d	0459	0524	0528	0542	0616	0630	0636	0650	0727	0737	0746	0753	0808	0839	0846	0851	0930	0939	0947	0951	1005	1029	1039	1046	1051	1129	1139	1146
Portchester	d	0504	0528	0533	0546	0608c		0641	0654	0731		0747c	0757	0812			0856	0934			0956		1033			1056	1133		
Fareham	a	0509	0533	0538	0551	0624	0638	0646	0659	0736	0745	0756	0802	0817	0846	0854	0901	0939	0946	0955	1001	1012	1038	1046	1054	1101	1138	1146	1154
Fareham	d	0510	0534	0540	0552	0625	0638	0647	0700	0737	0746	0757	0803	0818	0847	0854	0903	0940	0947	0955	1002	1013	1039	1047	1055	1103	1139	1147	1155
Swanwick	d		0540	0546	0558		0644	0653	0706	0743		0803	0810	0824		0900	0909	0946		1001	1008		1045		1101	1109	1145		1201
Bursledon	d			0550				0657					0813	0827			0913				1012					1113			
Hamble	d			0553				0700					0817	0830			0916				1015					1116			
Netley	d		0546	0555	0604			0702		0749			0819	0832			0918				1017					1118			
Sholing	d			0559				0706					0823	0836			0922				1021					1122			
Woolston	d		0550	0601	0608			0708		0754			0825	0838			0924				1023					1124			
Bitterne	d			0605				0712					0828	0841			0928				1027					1128			
St Denys	d			0608				0715					0831	0845			0931				1030					1131			
Southampton Central	a	0531	0600	0613	0621	0645	0703	0721	0725	0803	0807	0820	0838	0852	0907	0920	0938	1003	1007	1020	1038	1040	1103	1107	1120	1138	1202	1207	1219

Late night and weekend trains may be altered due to engineering works.
Please check at southwesternrailway.com before travelling.

For guide to notes and symbols see end of timetable.

SATURDAY

Portsmouth, Cosham, Fareham and Swanwick to Southampton Central

<i>Operator</i> <i>Notes</i>	SN □	SW □	SN □	GW	SW □ A	GW	SN □	SN □	SW □	SN □	GW	SN □	SW □	SN □	GW	SN □	SW □	SN □	GW	SN □	SW □	GW	SN □	GW	SN □	SW □	SN □	GW	
Portsmouth Harbour	d		0440e		0519e	0540	0608			0629e	0659c	0723		0729e	0759c	0823		0829e	0859c	0923		0929e		0959c	1023		1029e	1059c	1123
Portsmouth & Southsea	d		0516		0539	0544	0612			0638	0704c	0727		0738	0804c	0827		0838	0904c	0927		0938		1004c	1027		1038	1104c	1127
Fratton	d		0520		0544	0548	0616			0642	0708c	0731		0742	0808c	0831		0842	0908c	0931		0942		1008c	1031		1042	1108c	1131
Hilsea	d		0524				0601c			0646	0712c			0746	0812c			0846	0912c			0946		1012c			1046	1112c	
Havant	d	0520		0539			0549e	0621	0640		0719		0739		0821		0839		0921		0939		1003	1021		1039		1121	
Cosham	d	0527	0531	0546	0551	0556	0623	0628	0647	0651	0727	0739	0746	0751	0829	0839	0846	0851	0929	0939	0946	0951	1011	1029	1039	1046	1051	1129	1139
Portchester	d	0514c	0535				0611c			0656	0731			0756	0833			0856	0933			0956		1033			1056	1133	
Fareham	a	0535	0540	0554	0559	0603	0631	0636	0654	0701	0736	0746	0754	0801	0838	0846	0854	0901	0938	0946	0954	1001	1019	1038	1046	1054	1101	1138	1146
Fareham	d	0536	0542	0555	0600	0604	0632	0637	0655	0703	0737	0747	0755	0803	0839	0847	0855	0903	0939	0947	0955	1003	1020	1039	1047	1055	1103	1139	1147
Swanwick	d	0542	0549	0601				0643	0701	0709	0743		0801	0809	0845		0901	0909	0945		1001	1009		1045		1101	1109	1145	
Bursledon	d		0552								0713						0813					1013					1113		
Hamble	d		0556								0716						0816					1016					1116		
Netley	d		0558								0718	0749					0818					1018					1118		
Sholing	d		0602								0722						0822					1022					1122		
Woolston	d		0604								0724	0754					0824					1024					1124		
Bitterne	d		0607								0728						0828					1028					1128		
St Denys	d		0610								0731						0831					1031					1131		
Southampton Central	a	0601	0615	0620	0625	0636	0653	0700	0718	0738	0803	0808	0819	0838	0903	0908	0919	0938	1003	1008	1019	1038	1041	1103	1108	1119	1138	1203	1208

Late night and weekend trains may be altered due to engineering works.
Please check at southwesternrailway.com before travelling.

For guide to notes and symbols see end of timetable.

SATURDAY

Portsmouth, Cosham, Fareham and Swanwick to Southampton Central

<i>Operator</i> <i>Notes</i>	SN □	SW □	SN □	GW	SN □	SW □	SN □	GW	SN □	SW □	SN □	GW	SN □	SW □	SN □	GW	SN □	SW □	SN □	GW	SN □	SW □	SN □	GW	SN □	SW □	SN □	GW	
Portsmouth Harbour	d		1129e	1159c	1223		1229e	1259c	1323		1329e	1359c	1423		1429e	1459c	1523		1529e	1559c	1623		1629e	1659c	1723		1733	1759c	1823
Portsmouth & Southsea	d		1138	1204c	1227		1238	1304c	1327		1338	1404c	1427		1438	1504c	1527		1538	1604c	1627		1638	1704c	1727		1738	1804c	1827
Fratton	d		1142	1208c	1231		1242	1308c	1331		1342	1408c	1431		1442	1508c	1531		1542	1608c	1631		1642	1708c	1731		1742	1808c	1831
Hilsea	d		1146	1212c			1246	1312c			1346	1412c			1446	1512c			1546	1612c			1646	1712c			1746	1812c	
Havant	d	1139		1221		1239		1321		1339		1421		1439		1521		1539		1621		1639		1721		1739		1821	
Cosham	d	1146	1151	1229	1239	1246	1251	1329	1339	1346	1351	1429	1439	1446	1451	1529	1539	1546	1551	1629	1639	1646	1651	1729	1739	1746	1751	1829	1839
Portchester	d		1156	1233			1256	1333			1356	1433			1456	1533			1556	1633			1656	1733			1756	1833	
Fareham	a	1154	1201	1238	1246	1254	1301	1338	1346	1354	1401	1438	1446	1454	1501	1538	1546	1554	1601	1638	1646	1654	1701	1738	1746	1754	1801	1838	1846
Fareham	d	1155	1203	1239	1247	1255	1303	1339	1347	1355	1403	1439	1447	1455	1503	1539	1547	1555	1603	1639	1647	1655	1703	1739	1747	1755	1803	1839	1847
Swanwick	d	1201	1209	1245		1301	1309	1345		1401	1409	1445		1501	1509	1545		1601	1609	1645		1701	1709	1745		1801	1809	1845	
Bursledon	d		1213				1313				1413				1513				1613				1713				1813		
Hamble	d		1216				1316				1416				1516				1616				1716				1816		
Netley	d		1218				1318				1418				1518				1618				1718				1818		
Sholing	d		1222				1322				1422				1522				1622				1722				1822		
Woolston	d		1224				1324				1424				1524				1624				1724				1824		
Bitterne	d		1228				1328				1428				1528				1628				1728				1828		
St Denys	d		1231				1331				1431				1531				1631				1731				1831		
Southampton Central	a	1219	1238	1303	1308	1319	1338	1403	1408	1419	1438	1503	1508	1519	1538	1603	1608	1619	1638	1702	1708	1719	1738	1803	1808	1820	1838	1903	1908

Late night and weekend trains may be altered due to engineering works.
Please check at southwesternrailway.com before travelling.

For guide to notes and symbols see end of timetable.

SATURDAY

Portsmouth, Cosham, Fareham and Swanwick to Southampton Central

<i>Operator</i> <i>Notes</i>	SN □	SW □	SN □	GW	SN □	SW □	SN □	GW	SN □	SW □	GW A	SN □	SN □	SW □	SN □	SW □	SW □																					
Portsmouth Harbour	d		1829e	1859c	1923		1929e	1959c	2023		2029e	2123				2154c	2233	2324																				
Portsmouth & Southsea	d		1838	1904c	1927		1938	2004c	2027		2038	2127			2138	2159c	2238	2328																				
Fratton	d		1842	1908c	1931		1942	2008c	2031		2042	2131			2142	2203c	2242	2332																				
Hilsea	d		1846	1912c			1946	2012c			2046	2112c			2146	2207c	2246	2336																				
Havant	d	1839		1921		1939		2021		2039		2117e	2132	2139		2228	2231y	2318e																				
Cosham	d	1846	1851	1929	1939	1946	1951	2029		2046	2051	2117c	2141	2146	2151	2235	2251	2342																				
Portchester	d		1856	1933			1956	2033			2056	2122c	2145		2156	2239	2256	2347																				
Fareham	a	1854	1901	1938	1946	1954	2001	2038	2045	2054	2101	2144	2150	2155	2201	2244	2301	2352																				
Fareham	d	1855	1903	1939	1947	1955	2003	2039	2047	2055	2103	2145	2151	2157	2203	2245	2303																					
Swanwick	d	1901	1909	1945		2001	2009	2045		2101	2109		2157	2203	2209	2251	2309																					
Bursledon	d		1913				2013				2113				2213		2313																					
Hamble	d		1916				2016				2116				2216		2316																					
Netley	d		1918				2018				2118				2218		2318																					
Sholing	d		1922				2022				2122				2222		2322																					
Woolston	d		1924				2024				2124		2205		2224		2324																					
Bitterne	d		1928				2028				2128				2228		2328																					
St Denys	d		1932				2031				2131		2210		2231		2331	0030w																				
Southampton Central	a	1919	1938	2003	2008	2019	2038	2103	2110	2119	2138	2223	2215	2220	2238	2308	2336	0035w																				

Late night and weekend trains may be altered due to engineering works.
Please check at southwesternrailway.com before travelling.

For guide to notes and symbols see end of timetable.

SUNDAY
Portsmouth, Cosham, Fareham and Swanwick to Southampton Central

<i>Operator</i> <i>Notes</i>	SW □	SW □	SN □	SW □	SN □	SW □	SN □	SW □	SN □	GW	SW □	SN □	GW	SW □	SN □	GW	SW □	SN □	GW	SW □	SN □	GW	SW □	SN □	GW	GW	SW □	SN □
Portsmouth Harbour d	0637	0732e		0832e		0932e		1032e		1108	1132e		1208	1232e		1308	1332e		1408	1432e		1508	1532e		1608	1617c	1632e	
Portsmouth & Southsea d	0642	0742		0842		0942		1042		1112	1142		1212	1242		1312	1342		1412	1442		1512	1542		1612	1622c	1642	
Fratton d	0646	0746		0846		0946		1046		1115	1146		1216	1246		1316	1346		1416	1446		1516	1546		1616	1626c	1646	
Hilsea d	0650	0750		0850		0950		1050			1150			1250			1350			1450			1550			1630c	1650	
Havant d		0715e	0810	0816e	0911	0919e	1011		1111			1211			1311			1411			1511			1611		1644		1711
Cosham d	0655	0755	0817	0855	0918	0955	1018	1055	1118	1123	1155	1218	1225	1255	1318	1323	1355	1418	1423	1455	1518	1523	1555	1618	1623	1651	1655	1718
Portchester d	0700	0800		0900		1000		1100			1200			1300			1400			1500			1600			1640c	1700	
Fareham a	0705	0805	0825	0905	0925	1005	1025	1105	1125	1131	1205	1225	1233	1305	1325	1331	1405	1425	1431	1505	1525	1531	1605	1625	1631	1659	1705	1725
Fareham d	0706	0806	0826	0906	0926	1006	1026	1106	1126	1132	1206	1226	1234	1306	1326	1332	1406	1426	1432	1506	1526	1532	1606	1626	1632	1659	1706	1726
Swanwick d	0712	0812	0832	0912	0933	1012	1033	1112	1133		1212	1233		1312	1333		1412	1433		1512	1533		1612	1633			1712	1733
Bursledon d	0716	0816		0916		1016		1116			1216			1316			1416			1516			1616				1716	
Hamble d	0719	0819		0919		1019		1119			1219			1319			1419			1519			1619				1719	
Netley d	0721	0821		0921		1021		1121			1221			1321			1421			1521			1621				1721	
Sholing d	0725	0825		0925		1025		1125			1225			1325			1425			1525			1625				1725	
Woolston d	0727	0827		0927		1027		1127			1227			1327			1427			1527			1627				1727	
Bitterne d	0731	0831		0931		1031		1131			1231			1331			1431			1531			1631				1731	
St Denys d	0734	0834		0934		1034		1134			1234			1334			1434			1534			1634				1734	
Southampton Central a	0740	0840	0850	0940	0950	1040	1050	1140	1150	1155	1240	1250	1255	1340	1350	1355	1440	1450	1455	1540	1550	1555	1640	1650	1655	1720	1744	1750

Late night and weekend trains may be altered due to engineering works.
Please check at southwesternrailway.com before travelling.

For guide to notes and symbols see end of timetable.

SUNDAY

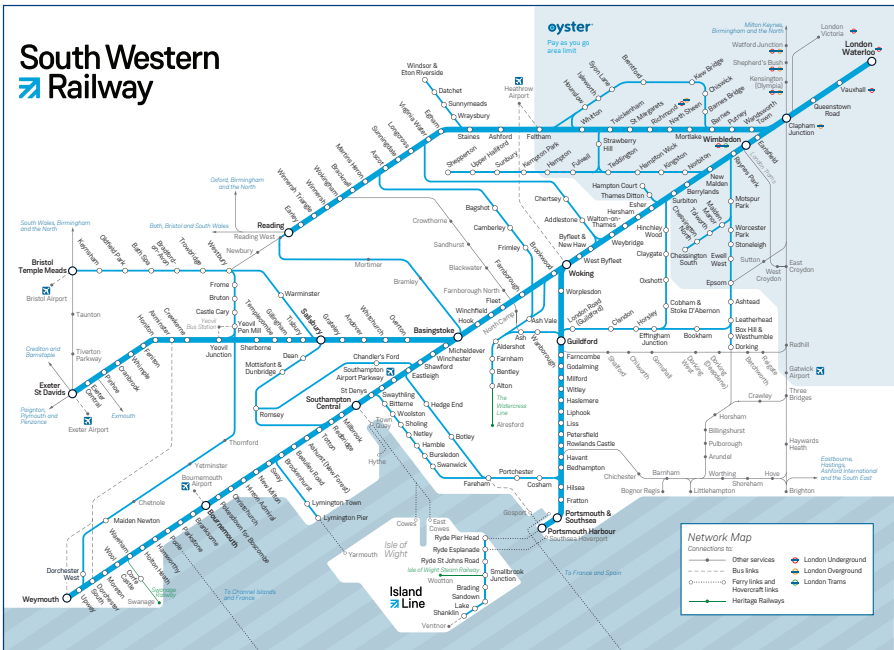
Portsmouth, Cosham, Fareham and Swanwick to Southampton Central

	<i>Operator</i>	<i>Notes</i>	GW	SW □	SN □	GW	GW	SW □	SN □	GW	SW □	SN □	GW	SW □	SN □	GW	SW □	SW □																									
Portsmouth Harbour	d	1708	1732e			1808	1817c	1832e		1908	1932e		2008	2032e		2132e		2204	2232e	2317																							
Portsmouth & Southsea	d	1712	1742			1812	1822c	1842		1912	1942		2012	2042		2142		2212	2242	2322																							
Fratton	d	1716	1746			1816	1826c	1846		1916	1946		2016	2046		2146		2216	2246	2326																							
Hilsea	d		1750				1830c	1850			1950			2050			2150			2250	2330																						
Havant	d			1811			1850		1911				2011				2111				2258e																						
Cosham	d	1723	1755	1818	1823	1857	1900	1918	1923	1955	2018		2055	2118	2155	2218		2255	2335																								
Portchester	d		1800			1840c	1905			2000			2100		2200			2300	2340																								
Fareham	a	1731	1805	1825	1831	1904	1910	1925	1931	2005	2025	2031	2105	2125	2205	2225	2231	2305	2345																								
Fareham	d	1732	1806	1826	1832	1905	1911	1926	1932	2006	2026	2032	2106	2126	2206	2226	2232	2306																									
Swanwick	d		1812	1833			1917	1933		2012	2033		2112	2133	2212	2233	2312																										
Bursledon	d		1816				1921			2016			2116		2216		2316																										
Hamble	d		1819				1924			2019			2119		2219		2319																										
Netley	d		1821				1926			2021			2121		2221		2321																										
Sholing	d		1825				1930			2025			2125		2225		2325																										
Woolston	d		1827				1932			2027			2127		2227		2327																										
Bitterne	d		1831				1936			2031			2131		2231		2331																										
St Denys	d		1834				1939			2034			2134		2234		2334	0032w																									
Southampton Central	a	1755	1840	1850	1855	1927	1944	1950	1955	2040	2050	2058	2140	2150	2240	2250	2255	2340	0037w																								

Late night and weekend trains may be altered due to engineering works.
Please check at southwesternrailway.com before travelling.

For guide to notes and symbols see end of timetable.

South Western Railway



Changing trains

Most journeys shown in this timetable are direct trains, shown in **bold type**. However, you may be able to make other journeys or reach your destination more quickly by changing trains. To help you find these alternative trains, we show them in the timetable with *light italic type*. A letter against the time will show where you need to change trains – please check the ‘Notes’ section for an explanation of these letters.

Please allow plenty of time to change trains. At most stations you will need to allow at least five minutes. You will need longer at some stations, and this is shown in the ‘Station information’ table in this timetable. For example ⑩ means you should allow 10 minutes to change trains at this station.

MONDAY TO FRIDAY
Southampton Central to Swanwick, Fareham, Cosham and Portsmouth

<i>Operator</i>	<i>Notes</i>	SN □	SN □	SW □	SN □	GW	SN □	SW □	SN □	GW	SW □	SN □	SN □	SW □	GW	SN □	SN □ A	SW □	GW	SN □	SN □	SW □	GW	SN □	SN □ A	SW □	GW	SN □	SN □
Southampton Central	d	0547	0608	0623	0637	0649	0712	0717	0733	0741	0752	0809	0828	0844	0905	0913	0926	0944	1006	1013	1028	1044	1105	1113	1126	1144	1206	1213	1228
St Denys	d			0629				0723			0758	0815		0849				0949				1049				1149			
Bitterne	d			0632				0725			0800			0852				0952				1052				1152			
Woolston	d	0556	0617	0635	0647			0729			0804			0855				0955				1055				1155			
Sholing	d			0638				0731			0806			0858				0958				1058				1158			
Netley	d			0642				0735			0811			0902				1002				1102				1202			
Hamble	d			0644				0737			0813			0904				1004				1104				1204			
Bursledon	d			0647				0740			0816			0907				1007				1107				1207			
Swanwick	d	0605	0627	0651	0657		0733	0744	0750		0820	0828	0848	0911		0932		1011		1032	1046	1111		1132		1211		1232	1246
Fareham	a	0611	0634	0657	0703	0711	0739	0751	0756	0802	0827	0834	0855	0917	0933	0938		1017	1028	1038	1052	1117	1127	1138		1217	1228	1238	1252
Fareham	d	0612	0636	0658	0704	0712	0740	0752	0757	0803	0828	0835	0856	0918	0934	0939		1018	1029	1039	1053	1118	1129	1139		1218	1229	1239	1253
Portchester	a	0617	0641	0703	0709	0726c	0745	0757			0833	0840		0923		0944		1023		1044		1123		1144		1223		1244	
Cosham	a	0621	0645	0708	0713	0719	0749	0801	0805	0811	0838	0844	0904	0928	0941	0948	1002	1028	1036	1048	1101	1128	1136	1148	1202	1228	1236	1248	1301
Havant	a	0627	0653		0719	0745e	0755		0811	0832e		0851	0910			0954	1009			1054	1109			1154	1209			1254	1309
Hilsea	a	0634c	0703c	0713		0736c	0804c	0806			0845	0905c		0933		1003c		1033		1103c		1133		1203c		1233		1303c	
Fratton	a	0640c	0707c	0717		0727	0808c	0810		0818	0849	0909c		0937	0949	1007c		1037	1043	1107c		1137	1143	1208c		1237	1243	1307c	
Portsmouth & Southsea	a	0644c	0711c	0721		0731	0813c	0818		0821	0853	0912c		0944	0952	1011c		1044	1047	1111c		1144	1147	1212c		1244	1247	1311c	
Portsmouth Harbour	a	0649c	0716c	0727		0738	0818c			0826	0858	0918c			0956	1020c			1051	1120c			1151	1220c			1251	1320c	

Late night and weekend trains may be altered due to engineering works.
Please check at southwesternrailway.com before travelling.

For guide to notes and symbols see end of timetable.

MONDAY TO FRIDAY
Southampton Central to Swanwick, Fareham, Cosham and Portsmouth

<i>Operator</i> <i>Notes</i>	SW □	GW	SN □	SN □	SW □	GW	SN □	SN □	GW	SW □	GW	SN □	SN □	SW □	GW	SN □	SN □	SW □	GW	SN □	SN □	SW □	GW	SN □	SN □	SW □	GW	SN □	
Southampton Central	d	1244	1304	1313	1328	1344	1406	1413	1428	1434	1444	1504	1513	1528	1544	1605	1612	1628	1644	1705	1714	1728	1744	1804	1813	1828	1844	1905	1912
St Denys	d	1249				1349					1449				1549				1649				1749				1849		
Bitterne	d	1252				1352					1452				1552				1652				1752				1852		
Woolston	d	1255				1355					1455				1555				1655				1755				1855		
Sholing	d	1258				1358					1458				1558				1658				1758				1858		
Netley	d	1302				1402					1502				1602				1702				1802				1902		
Hamble	d	1304				1404					1504				1604				1704				1804				1904		
Bursledon	d	1307				1407					1507				1607				1707				1807				1907		
Swanwick	d	1311		1332	1346	1411		1432	1446		1511		1532	1546	1611		1632	1646	1711		1732	1746	1811		1832	1846	1911		1932
Fareham	a	1317	1327	1338	1352	1417	1427	1438	1452	1456	1517	1527	1538	1552	1617	1627	1638	1652	1717	1727	1738	1752	1817	1827	1838	1852	1917	1927	1938
Fareham	d	1318	1328	1339	1353	1418	1428	1439	1453	1457	1518	1528	1539	1553	1618	1628	1639	1653	1718	1728	1739	1753	1818	1828	1839	1853	1918	1929	1939
Portchester	a	1323		1344		1423		1444			1523		1544	1623		1644	1718c	1723		1744		1823		1844		1923		1944	
Cosham	a	1328	1335	1348	1401	1428	1435	1448	1501	1505	1528	1535	1548	1601	1628	1635	1648	1701	1728	1736	1748	1801	1828	1835	1848	1901	1928	1936	1948
Havant	a			1354	1409			1454	1507	1511			1555	1609			1654	1709			1755	1809			1854	1909			1954
Hilsea	a	1333		1403c		1433		1503c			1533		1603c		1633		1703c		1733		1803c		1833		1905c		1933		2003c
Fratton	a	1337	1342	1407c		1437	1442	1507c			1537	1542	1607c		1637	1642	1707c	1730c	1737	1743	1807c		1837	1845	1909c		1937	1943	2007e
Portsmouth & Southsea	a	1344	1346	1411c		1444	1446	1510c			1542	1546	1613c		1642	1648	1711c	1734c	1744	1748	1811c		1844	1850	1913c		1944	1947	2012c
Portsmouth Harbour	a		1351	1420c		1450	1520c				1548	1550	1620c			1652	1722c	1739c		1752	1820c		1854	1920c			1951	2020c	

Late night and weekend trains may be altered due to engineering works.
Please check at southwesternrailway.com before travelling.

For guide to notes and symbols see end of timetable.

MONDAY TO FRIDAY
Southampton Central to Swanwick, Fareham, Cosham and Portsmouth

<i>Operator</i>	<i>Notes</i>	SN	SW	GW	SN	SN	SW	GW	SN	SN	SW	GW	SN	SN	SW	GW	SN	GW																						
		□	□		□	□	□		□	□	□		□	□	□		□	□																						
												A																												
Southampton Central	d	1928	1944	2004	2013	2028	2044	2105	2113	2132	2144	2207	2221	2233	2244	2308	2312	2333																						
St Denys	d		1949				2049				2149				2249		2322																							
Bitterne	d		1952				2052				2152				2252																									
Woolston	d		1955				2055				2155				2255																									
Sholing	d		1958				2058				2158				2258																									
Netley	d		2002				2102				2202				2302																									
Hamble	d		2004				2104				2204				2304																									
Bursledon	d		2007				2107				2207				2307																									
Swanwick	d	1946	2011		2032	2046	2111		2133	2152	2211		2240	2251	2311																									
Fareham	a	1952	2017	2027	2038	2053	2117	2126	2139	2158	2217	2242	2247	2257	2317	2331	2338	2354																						
Fareham	d	1953	2018	2029	2039	2054	2118	2127	2140	2159	2218	2243	2248	2257	2318	2332	2338	2355																						
Portchester	a		2023		2044		2123		2145	2204	2223		2253		2323		2354c																							
Cosham	a	2001	2028		2048	2102	2128		2149	2208	2228		2257	2305	2328		2346																							
Havant	a	2009			2054	2109			2155	2214	2300e		2304	2312			2353																							
Hilsea	a		2033		2103c		2133		2204c		2233		2306c		2333		0004c																							
Fratton	a		2037	2043	2107c		2137	2140	2208c		2237	2257	2310c		2337	2345	0008c	0012																						
Portsmouth & Southsea	a		2042	2046	2112c		2140	2144	2211c		2244	2300	2317c		2344	2348	0011c	0015																						
Portsmouth Harbour	a			2050	2118c		2144	2148	2216c		2251e	2304	2324c			2353	0016c																							

Late night and weekend trains may be altered due to engineering works.
Please check at southwesternrailway.com before travelling.

For guide to notes and symbols see end of timetable.

SATURDAY

Southampton Central to Swanwick, Fareham, Cosham and Portsmouth

	<i>Operator</i>	<i>Notes</i>	SW	SN	SN	SW	GW	SN	SN	SW	GW	SN	SN	SW	GW	SN	SN	SW	GW	SN	SN	SW	GW	SN	SN	SW			
Southampton Central	d	0544	0613	0625	0644	0706	0713	0728	0744	0802	0813	0828	0844	0905	0913	0928	0944	1005	1013	1028	1044	1105	1113	1128	1144	1205	1213	1228	1244
St Denys	d	0549			0649				0749				0849				0949				1049				1149				1249
Bitterne	d	0552			0652				0752				0852				0952				1052				1152				1252
Woolston	d	0555			0655				0755				0855				0955				1055				1155				1255
Sholing	d	0558			0658				0758				0858				0958				1058				1158				1258
Netley	d	0602			0702				0802				0902				1002				1102				1202				1302
Hamble	d	0604			0704				0804				0904				1004				1104				1204				1304
Bursledon	d	0607			0707				0807				0907				1007				1107				1207				1307
Swanwick	d	0611	0632	0643	0711		0730	0746	0811		0830	0846	0911		0932	0946	1011		1032	1046	1111		1132	1146	1211		1232	1246	1311
Fareham	a	0620	0638	0650	0717	0727	0736	0752	0817	0824	0836	0853	0917	0927	0938	0952	1017	1027	1038	1052	1117	1127	1138	1152	1217	1227	1238	1252	1317
Fareham	d	0621	0639	0652	0718	0728	0737	0753	0818	0825	0837	0854	0918	0928	0939	0953	1018	1028	1039	1053	1118	1128	1139	1153	1218	1228	1239	1253	1318
Portchester	a	0626	0644		0723		0742		0823		0842		0923		0944		1023		1044		1123		1144		1223		1244		1323
Cosham	a	0631	0648	0700	0728	0735	0746	0801	0828	0832	0846	0902	0928	0935	0948	1001	1028	1035	1048	1101	1128	1135	1148	1201	1228	1235	1248	1301	1328
Havant	a		0654	0710			0752	0809			0852	0909			0954	1009			1054	1109			1154	1209			1254	1309	
Hilsea	a	0637	0703c		0733		0803c		0833		0904c		0933		1003c		1033		1103c		1133		1203c		1233		1303c		1333
Fratton	a	0642	0707c		0737	0742	0807c		0837	0840	0908c		0937	0943	1007c		1037	1042	1107c		1137	1142	1207c		1237	1242	1307c		1337
Portsmouth & Southsea	a	0646	0710c		0742	0746	0810c		0842	0845	0912c		0942	0946	1011c		1042	1046	1111c		1142	1146	1211c		1242	1246	1311c		1342
Portsmouth Harbour	a	0705e	0716c			0750	0818c			0849	0918c			0951	1018c		1050		1118c		1150	1218c			1250	1318c			

Late night and weekend trains may be altered due to engineering works.
Please check at southwesternrailway.com before travelling.

For guide to notes and symbols see end of timetable.

SATURDAY

Southampton Central to Swanwick, Fareham, Cosham and Portsmouth

<i>Operator</i> <i>Notes</i>	GW	SN □	SN □	SW □	GW	SN □	SN □ A	SW □	GW	SN □	SN □	SW □	GW	SN □	SN □	SW □	GW	SN □	SN □	SW □	GW	SN □	SN □	SW □	GW	SN □	SN □	SW □	
Southampton Central	d	1305	1313	1328	1344	1405	1413	1426	1444	1505	1513	1528	1543	1605	1613	1628	1644	1705	1713	1728	1744	1805	1813	1828	1844	1905	1913	1928	1944
St Denys	d				1349				1449				1549				1649				1749				1849				1949
Bitterne	d				1352				1452				1552				1652				1752				1852				1952
Woolston	d				1355				1455				1555				1655				1755				1855				1955
Sholing	d				1358				1458				1558				1658				1758				1858				1958
Netley	d				1402				1502				1602				1702				1802				1902				2002
Hamble	d				1404				1504				1604				1704				1804				1904				2004
Bursledon	d				1407				1507				1607				1707				1807				1907				2007
Swanwick	d		1332	1346	1411		1432		1511		1532	1546	1611		1632	1646	1711		1732	1746	1811		1832	1846	1911		1932	1946	2011
Fareham	a	1327	1338	1352	1417	1427	1438	1500	1517	1527	1538	1552	1617	1627	1638	1652	1717	1727	1738	1752	1817	1827	1838	1852	1917	1927	1938	1952	2017
Fareham	d	1328	1339	1353	1418	1428	1439	1500	1518	1528	1539	1553	1618	1628	1639	1653	1718	1728	1739	1753	1818	1828	1839	1853	1918	1928	1939	1953	2018
Portchester	a		1344		1423		1444		1523		1544		1623		1644		1723		1744		1823		1844		1923		1944		2023
Cosham	a	1335	1348	1401	1428	1435	1448		1528	1535	1548	1601	1628	1635	1648	1701	1728	1735	1748	1801	1828	1835	1848	1901	1928	1935	1948	2001	2028
Havant	a		1354	1409			1454	1513			1554	1609			1654	1709			1754	1809			1854	1909			1954	2009	
Hilsea	a		1403c		1433		1503c		1533		1603c		1633		1703c		1733		1803c		1833		1903c		1933		2003c		2033
Fratton	a	1342	1407c		1437	1442	1507c		1537	1542	1607c		1637	1642	1707c		1737	1742	1807c		1837	1842	1907c		1937	1942	2007c		2037
Portsmouth & Southsea	a	1346	1411c		1442	1446	1511c		1542	1546	1611c		1640	1646	1711c		1742	1746	1811c		1842	1846	1911c		1942	1946	2011c		2042
Portsmouth Harbour	a	1350	1418c		1450	1518c			1550	1618c			1644	1650	1718c			1750	1818c			1850	1918c			1950	2018c		

Late night and weekend trains may be altered due to engineering works.
Please check at southwesternrailway.com before travelling.

For guide to notes and symbols see end of timetable.

SUNDAY

Southampton Central to Swanwick, Fareham, Cosham and Portsmouth

	<i>Operator</i>	<i>Notes</i>	SW □	SN □	SW □	SN □	SW □	SN □	SW □	SN □	GW	SN □	SW □	GW	SN □	SW □	GW	SN □	SW □	GW	SN □	SW □	GW	SN □	SW □	GW	SN □	SW □	GW
Southampton Central	d	0635	0730	0735	0821	0835	0930	0935	1030	1035	1104	1130	1135	1204	1230	1235	1304	1330	1335	1405	1430	1435	1514	1530	1535	1605	1630	1635	1704
St Denys	d	0641		0741		0841		0941		1041			1141			1241			1341			1441			1541			1641	
Bitterne	d	0643		0743		0843		0943		1043			1143			1243			1343			1443			1543			1643	
Woolston	d	0647		0747		0847		0947		1047			1147			1247			1347			1447			1547			1647	
Sholing	d	0649		0749		0849		0949		1049			1149			1249			1349			1449			1549			1649	
Netley	d	0653		0753		0853		0953		1053			1153			1253			1353			1453			1553			1653	
Hamble	d	0655		0755		0855		0955		1055			1155			1255			1355			1455			1555			1655	
Bursledon	d	0658		0758		0858		0958		1058			1158			1258			1358			1458			1558			1658	
Swanwick	d	0702	0747	0802	0840	0902	0947	1002	1047	1102		1147	1202		1247	1302		1347	1402		1447	1502		1547	1602		1647	1702	
Fareham	a	0709	0753	0809	0846	0909	0953	1009	1053	1109	1127	1153	1209	1226	1253	1309	1329	1353	1409	1426	1453	1509	1535	1553	1609	1627	1653	1709	1726
Fareham	d	0710	0754	0810	0847	0910	0954	1010	1054	1110	1127	1154	1210	1226	1254	1310	1330	1354	1410	1426	1454	1510	1537	1554	1610	1627	1654	1710	1726
Portchester	a	0715		0815		0915		1015		1115	1150c		1215	1250c		1315	1350c		1415	1450c		1515	1550c		1615	1650c		1715	1750c
Cosham	a	0719	0802	0819	0855	0919	1002	1019	1102	1119	1136	1202	1219	1234	1302	1319	1337	1402	1419	1434	1502	1519	1544	1602	1619	1634	1702	1719	1734
Havant	a	0749e	0810	0849e	0902	0950e	1010	1049e	1110	1149e	1206e	1210	1250e	1306e	1310		1345	1410	1449e	1506e	1510			1610	1649e	1706e	1710	1749e	1806e
Hilsea	a	0724		0825		0930		1024		1124	1200c		1225	1300c		1325	1400c		1426	1500c		1526	1600c		1626	1659c		1726	1800c
Fratton	a	0728		0829		0934		1028		1128	1143		1233	1240		1329	1409c		1430	1440		1530	1555		1630	1640		1730	1740
Portsmouth & Southsea	a	0732		0832		0937		1032		1132	1146		1237	1244		1333	1413c		1433	1444		1533	1603e		1633	1645		1733	1744
Portsmouth Harbour	a	0811e		0857e		1004e		1056e			1151			1251		1353e	1420c			1451		1553e	1607e			1651			1751

Late night and weekend trains may be altered due to engineering works.
Please check at southwesternrailway.com before travelling.

For guide to notes and symbols see end of timetable.

SUNDAY

Southampton Central to Swanwick, Fareham, Cosham and Portsmouth

	<i>Operator</i>	<i>Notes</i>	SN □	SW □	GW	SN □	SW □	GW	SN □	SW □	GW	SN □	SW □	GW	SN □	SW □	GW	SN □	SW □	SN □	GW										
Southampton Central	d		1730	1735	1806	1830	1835	1904	1922	1935	2004	2028	2033	2037	2104	2130	2135	2205	2230	2235	2258	2308									
St Denys	d			1741			1841			1941				2043						2141											
Bitterne	d			1743			1843			1943				2045						2143											
Woolston	d			1747			1847			1947				2049						2147											
Sholing	d			1749			1849			1949				2051						2149											
Netley	d			1753			1853			1953				2055						2153											
Hamble	d			1755			1855			1955				2057						2155											
Bursledon	d			1758			1858			1958				2100						2158											
Swanwick	d		1747	1802		1847	1902		1941	2002		2046		2104		2147	2202		2247	2302	2315										
Fareham	a		1753	1809	1826	1853	1909	1924	1948	2009	2024	2052	2059	2111	2124	2153	2209	2226	2253	2309	2321	2329									
Fareham	d		1754	1810	1826	1854	1910	1926	1949	2010	2026	2053	2100	2112	2126	2154	2210	2227	2254	2310	2322	2330									
Portchester	a			1815	1850c		1915	1949c		2015	2050c			2117	2150c		2215	2250c		2315		2350c									
Cosham	a		1802	1819	1834	1902	1919	1934	1957	2019	2054c	2102		2121	2154c	2202	2219	2254c	2304	2319	2330	2354c									
Havant	a		1810	1849e	1906e	1910	1949e		2003	2049e	2106e	2110	2133e	2149e	2206e	2210	2249e	2306e	2311		2338										
Hilsea	a			1826	1900c		1926	2000c		2025	2100c			2126	2200c		2226	2300c		2328		0002c									
Fratton	a			1830	1840		1930	1940		2029	2040		2113	2130	2141		2230	2239		2332		2343									
Portsmouth & Southsea	a			1833	1844		1933	1944		2033	2044		2117	2134	2143		2233	2243		2336		2346									
Portsmouth Harbour	a				1852			1951					2051		2122			2250				2350									

Late night and weekend trains may be altered due to engineering works.
Please check at southwesternrailway.com before travelling.

For guide to notes and symbols see end of timetable.

GUIDE TO NOTES AND SYMBOLS

GW Operated by Great Western Railway. Please see Great Western Railway publications for details of

- seat reservations
- cycle reservation requirements
- catering facilities.

SN Operated by Southern.

SW Operated by South Western Railway.

A Runs via Southampton Airport Parkway.

a Arrival time.

c Change at Fareham.


d Departure time.

e Change at Fratton.

w Change at Eastleigh.

y Change at Hilsea.


 First Class accommodation also available.

 Station for the Royal Victoria Country Park and Netley Abbey.


† Station for Gunwharf Quays, the Spinnaker Tower and the Historic Dockyard.

 Interchange for Wightlink high-speed catamaran to Ryde, Isle of Wight. Telephone **0333 999 7333** (calls charged at local rate) or visit **wightlink.co.uk**

Also change at Portsmouth Harbour for the Gosport Ferry. Visit **gosportferry.co.uk**

 Station for Southampton City Centre and the Docks. Also buses for Red Funnel Ferries to Cowes, Isle of Wight, (**redfunnel.co.uk**) and the Hythe ferry (**hytheferry.co.uk**).















 Car Park.

 Station for Portsmouth City Centre, the Guildhall and bus service to Southsea Hoverport for Hovertravel services to Ryde, Isle of Wight.

#18 Refers to the timetable number which shows other services between these stations.

STATION INFORMATION

See notes for explanation of symbols.

Southampton Central			#19
St Denys			#19
Bitterne			
Woolston			
Sholing			
Netley			
Hamble			
Bursledon			
Swanwick			
Fareham			#18
Portchester			#18
Cosham			#18
Havant			#18
Hilsea			#18
Fratton			#18
Portsmouth & Southsea			#18
Portsmouth Harbour		†	#18

Visit us at southwesternrailway.com

- Buying tickets online
- Live train information
- Train times
- Special offers and days out
- Plan your journey
- Latest news

Customer Service Centre

0345 6000 650

Our UK based team are available 7 days a week from 6am to 10pm for:

- Ticket sales by credit or debit card
- Comments and suggestions

Assisted Travel

0800 5282 100

Text relay 18001 0800 5282 100

A freephone service open 24 hours for older and disabled customers.
We recommend booking assistance **4 hours in advance**.

National Rail Enquiries

03457 48 49 50

Train times, fares and rail information.

Free travel alerts

southwesternrailway.com/alerts

Keeping our registered customers up-to-date with their service running information, delays and alterations.

Twitter [@SW_Help](https://twitter.com/SW_Help)

Follow South Western Railway on Twitter and be the first to know what's happening on our network.

Facebook Facebook.com/SWRailway

Providing South Western Railway network information and details of our latest offers.

First MTR South Western Trains Limited (trading as South Western Railway) accepts no liability for any inaccuracy in the information contained in this timetable which is subject to alteration.

First MTR South Western Trains Limited. Registered in England and Wales 07900320.
Registered office: 4th Floor, Capital House, 25 Chapel Street, London NW1 5DH.
A First and MTR company.

South Western
 **Railway**

PTT26 0521



Please Recycle