

# 20 Exeter, Yeovil, Westbury and Salisbury to London Waterloo



## Train times

12 December 2021 to 14 May 2022

South Western  
Railway

## Your timetable

This timetable shows train services between **Exeter, Yeovil, Salisbury and London Waterloo**.

It also shows train services between:

- **Bristol Temple Meads, Bath Spa, Yeovil Pen Mill and London Waterloo** - see timetable **20A**
- **Yeovil Pen Mill and Weymouth** - see timetable **20B**.

Also connecting bus services between:

- **Axminster, Lyme Regis and Bridport** - see timetable **20C**
- **Axminster, Seaton and Beer** - see timetable **20D**
- **Honiton and Sidmouth** - see timetable **20E**
- **Yeovil Junction and Yeovil Pen Mill**- see timetable **20F**
- **Exeter St Davids and Exeter Airport**- see timetable **20G**.

Our mini-guides offer a convenient summary of services and are designed to fit easily into a wallet, purse or ticket holder.

The following mini-guide is available to download for routes covered by this timetable.

- **Basingstoke to London Waterloo** - number 60

## Buy a ticket before you board

You need to buy a valid ticket before you get on your train.

We know that most of our passengers do this before travelling, and we have a duty to those passengers to make sure no-one travels without paying. This is why we run a penalty fares scheme across most of our network.

If you travel without a valid ticket to or from a station within the penalty fares area, you may have to pay a penalty fare of £20 or twice the single fare to the next station your train stops at (whichever is higher). You will also have to buy a ticket for the rest of your journey.

We have a policy to, wherever possible, prosecute everyone who deliberately avoids paying.

## Travel with Confidence

So that you can travel with confidence, we are: ventilating trains to refresh air, improving information about journeys and trains, and extensively cleaning trains and stations.

In crowded spaces, wear a face covering out of respect to others. Please be considerate of other passengers and rail staff.

## Changes to train times

Network Rail need to do engineering work to maintain and improve the rail network. They do a lot of this work at weekends and during holiday periods, but they also need to do some work overnight during the week.

If we need to close rail lines so Network Rail can carry out work, buses will replace train services. We may also have to alter train services over a wider area.

Please check for any changes to train times before travelling at weekends, late in the evening or early in the morning.

Look for the 'Changes to train times' posters at stations, or visit our website at **southwesternrailway.com**.

## Cycles on trains

The services in this timetable have limited room for cycles so we have had to apply some restrictions. The ▼ and ★ symbol, with train times printed in **blue**, show restricted trains. These restrictions are explained in the 'Guide to notes and symbols' section.

We will carry folding cycles on any train as long as they can be folded small enough to be carried safely in the luggage rack. Cycles are not allowed on buses that replace trains during engineering works.

## No-smoking policy

For the comfort of all our customers, smoking and using e-cigarettes is not allowed on any part of our trains or stations.

You can smoke outside the station entrance or in our car parks.



# Automated Delay Repay

We have introduced a new Automated Delay Repay (ADR) system that drastically cuts the time it takes to claim and receive compensation if your train is late.

ADR works for all customers who have bought Advance tickets or a Touch Smartcard season ticket from our website.

If you have a Touch Smartcard season ticket, you will need to touch in and out at the beginning and end of your journey, sign up for a Delay Repay account at

**[delayrepay.southwesternrailway.com](https://delayrepay.southwesternrailway.com)** and select 'Auto Delay Repay'. (The email addresses you use for 'My Account' and 'Delay Repay' must match.)

To find out more about Automated Delay Repay, visit:

**[southwesternrailway.com/contact-and-help/refunds-and-compensation/delay-repay/automated-delay-repay](https://southwesternrailway.com/contact-and-help/refunds-and-compensation/delay-repay/automated-delay-repay)**.

## South Western Railway and Community Rail Partnerships

We are committed to working with Community Rail Partnerships (CRPs) across our network. CRPs are not-for-profit organisations that help to further connect the railway with the communities they serve. They work closely with SWR to promote healthy and sustainable travel, design projects which bring communities together, as well as support social and economic development. SWR is proud to provide core funding and support to 12 CRPs on our network.

### Blackmore Vale CRP

**Stations: Tisbury, Gillingham, Templecombe, Sherborne, Yeovil Junction and Crewkerne**

The Blackmore Vale Line Community Rail Partnership is the local rail partnership, covering the stations of Tisbury, Gillingham, Templecombe, Sherborne, Yeovil Junction and Crewkerne on the West of England Line from London Waterloo to Exeter St Davids. Together with local people, station groups, businesses, and statutory and voluntary groups, the CRP promotes the area to prospective rail passengers and increases community involvement in its award-winning stations.

Find out more at **[blackmorevaletrains.com](https://blackmorevaletrains.com)**

**MONDAY TO FRIDAY**
**Exeter, Yeovil and Salisbury to Basingstoke, Woking and London Waterloo**

Notes	▼	▼★	▼★	▼★	▼★	▼★	▼★	▼	▼	▼	▼	▼	▼	▼	▼	▼	▼	▼	▼	▼	▼	▼	▼	▼			
<b>Exeter St Davids</b>	d				0510			0640	0725		0823		0925		1025		1125		1225		1325		1425	1525			
<b>Exeter Central</b>	d				0514			0645	0729		0828		0930		1030		1130		1230		1330		1430	1530			
Pinhoe	d				0519			0650	0733		0833		0934		1034		1134		1234		1334		1434	1534			
Cranbrook	d				0523			0654	0738		0837		0939		1039		1139		1239		1339		1439	1539			
Whimple	d				0528			0659		0842		0944				1144					1344			1544			
Feniton	d				0534			0705		0847					1047			1247					1447				
Honiton	d				0541	0620		0712	0752	0855		0955		1055		1155		1255		1355		1455		1555			
Axminster	d				0552	0631		0723	0803	0906		1006		1106		1206		1306		1406		1506		1606			
Crewkerne	d				0605	0644		0736	0816	0919		1019		1119		1219		1319		1419		1519		1619			
Yeovil Pen Mill	d			0541			0711						1044														
<b>Yeovil Junction</b>	a			0546	0615	0652	0716	0745	0825		0928		1027		1127		1227		1327		1427		1527	1628			
<b>Yeovil Junction</b>	d		0514	0550	0620	0653	0720	0750	0829		0929		1029		1129		1229		1329	1317	1429		1451	1529	1629		
Yeovil Pen Mill	a																		1322			1456					
Sherborne	d		0520	0556	0626	0700	0726	0756	0835		0935		1035		1135		1235		1335		1435		1535	1635			
Templecombe	d		0528	0604	0634	0707	0734	0804	0843		0943		1043		1143		1243		1343		1443		1543	1643			
Gillingham (Dorset)	d		0536	0612	0642	0715	0742	0812	0851	0918	0951	1051	1151	1251	1351	1451	1551	1618	1651								
Tisbury	d		0546	0624	0652	0726	0752	0822	0901	0928	1001	1101	1201	1301	1401	1501	1602	1628	1701								
<b>Salisbury</b>	a		0601	0639	0707	0740	0806	0837	0917	0943	1016		1116	1209	1217	1317	1417	1443	1516		1612	1616	1643	1716			
<b>Salisbury</b>	d	0510	0543	0606	0645	0715	0745	0815	0847	0921	0947	1021	1047	1121	1147	1221	1247	1321	1347	1421	1447	1521	1547	1621	1647	1720	1747
Southampton Central	a			0647c	0730c	0809c	0828c	0902c	0928c	1003c	1034c	1102c		1202c		1302c		1402c		1502c	1534c	1602c		1702c	1733c	1802c	
Portsmouth Harbour	a			0738c	0827c		0953c		1052c		1152c		1252c		1352c		1452c		1552c		1652c		1752c		1854c		
Grateley	d	0522	0555	0619	0657	0727	0757	0827	0859	0929	0959	1029	1059	1129	1159	1229	1259	1329	1359	1429	1459	1529	1559	1629	1659	1759	
Andover	d	0530	0603	0626	0705	0735	0805	0835	0906	0938	1006	1038	1106	1138	1206	1238	1306	1338	1406	1438	1506	1538	1606	1638	1706	1737	1806
Whitchurch (Hants)	d	0538	0611	0635	0713	0743	0813	0843	0914		1014		1114		1214		1314		1414		1514		1614		1714	1814	
Overton	d	0544	0617	0641	0719	0749	0819	0849	0920		1020		1120		1220		1320		1420		1520		1620		1720	1820	
<b>Basingstoke</b>	a	0553	0626	0649	0728	0758	0828	0858	0928	0955	1029	1055	1129	1155	1231	1255	1331	1356	1429	1455	1528	1555	1628	1655	1728	1754	1828
Reading	a	0630b		0729b	0806b	0842b	0902b	0946b	1019b	1055b	1106b	1150b	1218b	1249b	1305b	1355b	1419b	1449b	1505b	1553b	1618b	1650b	1706b	1746b	1808b	1850b	1904b
<b>Woking</b>	a	0612	0646	0728b	0805b	0818	0853b	0918	0955b	1015		1115		1215		1315		1416		1515	1548	1615	1648	1715		1815	
Clapham Junction	a	0633	0706		0905w	0915b	0938	1015b	1036	1111b	1136	1211b	1236	1336	1436	1511b	1536	1611b	1636	1712b	1737	1811b	1836	1911b			
<b>London Waterloo</b>	a	0641	0719	0736	0814	0846	0925b	0953	1023b	1049	1119b	1149	1220b	1249	1349	1449	1519b	1549	1619	1649	1719	1756	1819b	1849	1919b		

Late night and weekend trains may be altered due to engineering works.  
Please check at [southwesternrailway.com](http://southwesternrailway.com) before travelling.

★ Passengers travelling with cycles may not join or leave services at stations with train times shown in blue.  
For guide to all other notes and symbols see end of timetable.

**MONDAY TO FRIDAY**
**Exeter, Yeovil and Salisbury to Basingstoke, Woking and London Waterloo**

Notes		▼	▼	▼	▼	G	▼	▼	▼	▼	▼	B																															
<b>Exeter St Davids</b>	d	1625		1725			1825		1925			2025		2125	2225	2306																											
<b>Exeter Central</b>	d	1630		1730			1830		1930			2030		2130	2230	2310																											
Pinhoe	d	1634		1734			1835		1934			2034		2134	2235	2315																											
Cranbrook	d	1639		1739			1839		1939			2039		2139	2239	2319																											
Whimple	d	1644		1744			1844		1944					2144	2244	2324																											
Feniton	d	1649		1750			1849					2047		2149	2250	2329																											
Honiton	d	1656		1757			1856		1955			2055		2157	2257	2337																											
Axminster	d	1707		1808			1907		2006			2106		2208	2308	2348																											
Crewkerne	d	1720		1821			1920		2019			2119		2221	2321	0002																											
Yeovil Pen Mill	d									2030			2130																														
<b>Yeovil Junction</b>	a	1729		1829			1929		2027	2035		2127	2135		2229	2329	0009																										
<b>Yeovil Junction</b>	d	1730		1830		1917	1930		2029			2129		2145	2230	2331																											
Yeovil Pen Mill	a					1924								2150																													
Sherborne	d	1736		1837			1936		2035			2135			2236																												
Templecombe	d	1744		1844			1944		2043			2143			2244																												
Gillingham (Dorset)	d	1752		1852			1952		2051			2151			2252																												
Tisbury	d	1802		1903			2002		2101			2201			2303																												
<b>Salisbury</b>	a	1822		1922			2021		2121			2221	2340	2319	0017																												
<b>Salisbury</b>	d	1826	1847	1924	1947		2023	2047	2125			2149	2225																														
Southampton Central	a	1903c		2002c			2104c		2206c				2306c																														
Portsmouth Harbour	a	1952c		2052c			2149c		2304c				2353c																														
Grateley	d		1859		1959				2059			2201	2237																														
Andover	d	1843	1906	1947	2006		2041	2106	2142			2208	2244																														
Whitchurch (Hants)	d		1914		2014			2114				2216	2252																														
Overton	d		1920		2020			2120				2222	2258																														
<b>Basingstoke</b>	a	1900	1929	2008	2029		2058	2129	2159			2231	2306																														
Reading	a	1934b	2000b		2104b		2157b		2240b			2250	2349b																														
<b>Woking</b>	a	1920		2030			2117	2153b	2219			2259b	2326																														
Clapham Junction	a	1940	2011b	2053	2111b		2138	2213b	2239			2323b	2347																														
<b>London Waterloo</b>	a	1950	2021b	2102	2127b		2149	2221b	2249			2331b	2356																														

Late night and weekend trains may be altered due to engineering works.  
Please check at [southwesternrailway.com](https://www.southwesternrailway.com) before travelling.

For guide to notes and symbols see end of timetable.

## SATURDAY

## Exeter, Yeovil and Salisbury to Basingstoke, Woking and London Waterloo

Notes		▼	▼	▼	▼	▼	▼	▼	▼	▼	▼	▼	▼	▼	▼	▼	▼	▼	▼	▼	▼	▼	▼	▼	▼	▼			
<b>Exeter St Davids</b>	d				0510			0640	0725		0824		0925		1025		1125		1225		1325		1425		1525		1625		
<b>Exeter Central</b>	d				0514			0645	0729		0828		0930		1030		1130		1230		1330		1430		1530		1630		
Pinhoe	d				0519			0650	0733		0833		0934		1034		1134		1234		1334		1434		1534		1634		
Cranbrook	d				0523			0654	0738		0837		0940		1039		1139		1239		1339		1439		1539		1639		
Whimple	d				0528			0659	0743		0842		0945				1144				1344				1544				
Feniton	d				0534			0705			0847				1047				1247				1447				1647		
Honiton	d				0541	0620		0713	0755		0855		0955		1055		1155		1255		1355		1455		1555		1655		
Axminster	d				0552	0631		0724	0806		0906		1006		1106		1206		1306		1406		1506		1606		1706		
Crewkerne	d				0605	0644		0737	0819		0919		1019		1119		1219		1319		1419		1519		1619		1719		
Yeovil Pen Mill	d																												
<b>Yeovil Junction</b>	a				0614	0652		0745	0827		0927		1027		1127		1227		1327		1427		1527		1627		1727		
<b>Yeovil Junction</b>	d				0620	0653		0753	0829		0929	0953	1029		1129		1229		1329		1429		1529		1629		1729		
Yeovil Pen Mill	a																												
Sherborne	d				0626	0700		0759	0835		0935	0959	1035		1135		1235		1335		1435		1535		1635		1735		
Templecombe	d				0634	0707		0807	0843		0943	1007	1043		1143		1243		1343		1443		1543		1643		1743		
Gillingham (Dorset)	d				0642	0717		0817	0851		0951	1017	1051		1151		1251		1351		1451		1551		1651		1751		
Tisbury	d				0652	0727		0827	0901		1001	1027	1101		1201		1301		1401		1501		1601		1701		1801		
<b>Salisbury</b>	a				0707	0742		0842	0916		1016	1042	1116		1216		1317		1416		1516		1616		1716		1816		
<b>Salisbury</b>	d	0515	0547	0621	0647	0721	0746	0821	0847	0921	0947	1021	1047	1121	1147	1221	1247	1321	1347	1421	1447	1521	1547	1621	1647	1721	1747	1821	1847
Southampton Central	a				0755c	0828c		0934c	1003c		1103c	1134c	1204c		1303c		1403c		1503c		1603c		1703c		1803c		1903c		
Portsmouth Harbour	a				0849c				1051c			1151c	1251c		1351c		1451c		1551c		1651c		1751c		1851c		1951c		
Grateley	d	0527	0559		0659		0759		0859		0959		1059		1159		1259		1359		1459		1559		1659		1759	1859	
Andover	d	0535	0606	0638	0706	0738	0806	0838	0906	0938	1006	1038	1106	1138	1206	1238	1306	1338	1406	1438	1506	1538	1606	1638	1706	1738	1806	1838	1906
Whitchurch (Hants)	d	0543	0614		0714		0814		0914		1014		1114		1214		1314		1414		1514		1614		1714		1814	1914	
Overton	d	0549	0620		0720		0820		0920		1020		1120		1220		1320		1420		1520		1620		1720		1820	1920	
<b>Basingstoke</b>	a	0558	0628	0655	0728	0755	0828	0855	0928	0955	1028	1055	1128	1155	1228	1255	1328	1355	1428	1455	1528	1555	1628	1655	1728	1755	1828	1855	1928
Reading	a	0646b	0707b	0757b	0821b	0851b	0906b	0948b	1020b	1050b	1105c	1156b	1220b	1251b	1305c	1353b	1420b	1451b	1507b	1551b	1620b	1650b	1705b	1754b	1821b	1850b	1907c	1951b	2023b
<b>Woking</b>	a	0618	0652	0716	0748	0815	0848	0915	0948	1015	1048	1115	1148	1215	1248	1315	1348	1415	1448	1515	1548	1615	1648	1715	1748	1815	1848	1915	1948
Clapham Junction	a	0638		0738	0827b	0837	0911b	0936	1011b	1036	1111b	1136	1211b	1236	1311b	1336	1411b	1436	1511b	1536	1611b	1636	1711b	1736	1811b	1836	1911b	1936	2011b
<b>London Waterloo</b>	a	0649	0719	0749	0819	0849	0919	0949	1019	1049	1119	1148	1219	1249	1319	1349	1419	1449	1519	1549	1619	1649	1719	1749	1819	1849	1918	1949	2019

Late night and weekend trains may be altered due to engineering works.

Please check at [southwesternrailway.com](http://southwesternrailway.com) before travelling.

For guide to notes and symbols see end of timetable.

## SATURDAY

## Exeter, Yeovil and Salisbury to Basingstoke, Woking and London Waterloo

<b>Notes</b>	▼	▼	▼	▼	▼																		
<b>Exeter St Davids</b>	d	1725	1825		1925	2025	2125	2300															
<b>Exeter Central</b>	d	1730	1830		1930	2030	2130	2304															
Pinhoe	d	1734	1834		1934	2034	2134	2309															
Cranbrook	d	1739	1839		1939	2039	2139	2313															
Whimble	d	1744			1944	2044	2144	2318															
Feniton	d	1749	1847			2049	2149	2324															
Honiton	d	1756	1855		1955	2056	2156	2332															
Axminster	d	1807	1906		2006	2107	2207	2343															
Crewkerne	d	1820	1919		2019	2120	2220	2356															
Yeovil Pen Mill	d																						
<b>Yeovil Junction</b>	a	1829	1927		2027	2129	2229	0004															
<b>Yeovil Junction</b>	d	1830	1929		2029	2130	2230	0006															
Yeovil Pen Mill	a																						
Sherborne	d	1837	1935		2035	2136	2236																
Templecombe	d	1844	1943		2043	2144	2244																
Gillingham (Dorset)	d	1852	1951		2051	2152	2252																
Tisbury	d	1903	2001		2101	2202	2302																
<b>Salisbury</b>	a	1918	2016		2116	2217	2323	0041															
<b>Salisbury</b>	d	1921	2026	2053	2126	2226																	
Southampton Central	a	2003c	2103c		2202c	2304c																	
Portsmouth Harbour	a	2051c	2151c		2250c	2350c																	
Grateley	d	1934	2038			2138	2238																
Andover	d	1942	2045	2112		2145	2245																
Whitchurch (Hants)	d	1950	2053			2153	2253																
Overton	d	1956	2059			2159	2259																
<b>Basingstoke</b>	a	2006	2108	2128		2207	2307																
Reading	a	2050b	2150b	2219b		2250b	2352b																
<b>Woking</b>	a	2030	2130	2148		2228	2328																
Clapham Junction	a	2053	2155	2213b		2248	2350																
<b>London Waterloo</b>	a	2104	2204	2219		2258	0001																

Late night and weekend trains may be altered due to engineering works.

Please check at [southwesternrailway.com](http://southwesternrailway.com) before travelling.

For guide to notes and symbols see end of timetable.



**SUNDAY**

**Exeter, Yeovil and Salisbury to Basingstoke, Woking and London Waterloo**

Notes	▼	▼	▼	▼	▼	▼	▼	▼	▼	▼	▼	▼	▼	▼	▼	▼	▼	▼	▼	▼	▼	▼	▼	▼	▼	▼	▼	
<b>Exeter St Davids</b>	d																											
<b>Exeter Central</b>	d																											
Pinhoe	d																											
Cranbrook	d																											
Whimble	d																											
Feniton	d																											
Honiton	d																											
Axminster	d																											
Crewkerne	d																											
Yeovil Pen Mill	d																											
<b>Yeovil Junction</b>	a																											
<b>Yeovil Junction</b>	d																											
Yeovil Pen Mill	a																											
Sherborne	d																											
Templecombe	d																											
Gillingham (Dorset)	d																											
Tisbury	d																											
<b>Salisbury</b>	a																											
<b>Salisbury</b>	d																											
Southampton Central	a																											
Portsmouth Harbour	a																											
Grateley	d																											
Andover	d																											
Whitchurch (Hants)	d																											
Overton	d																											
<b>Basingstoke</b>	a																											
Reading	a																											
<b>Woking</b>	a																											
Clapham Junction	a																											
<b>London Waterloo</b>	a																											

Late night and weekend trains may be altered due to engineering works. Please check at [southwesternrailway.com](http://southwesternrailway.com) before travelling.

For guide to notes and symbols see end of timetable.

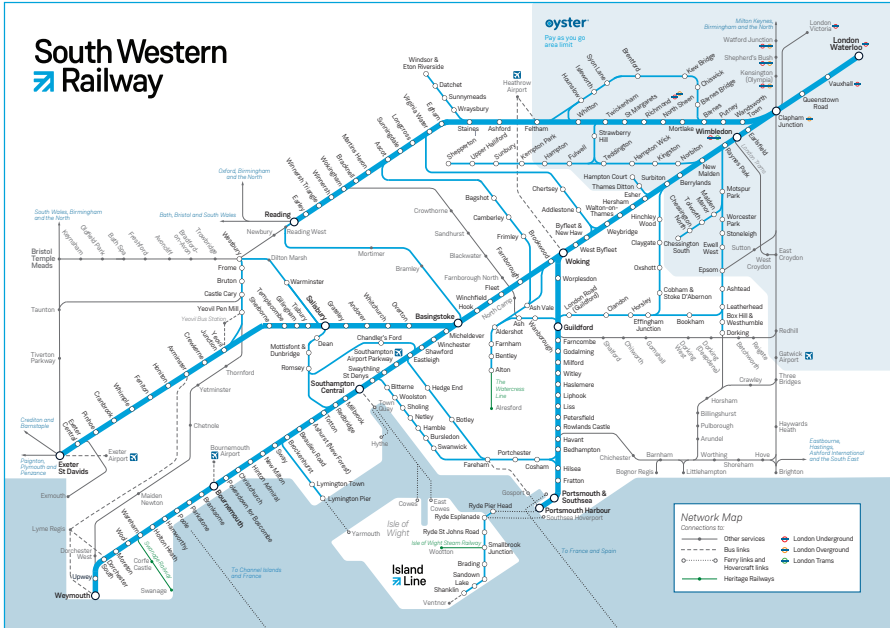
**SUNDAY****Exeter, Yeovil and Salisbury to Basingstoke, Woking and London Waterloo**

<b>Notes</b>	▼	▼																								
<b>Exeter St Davids</b>	d	1925	2025	2125	2225	2313																				
<b>Exeter Central</b>	d	1930	2030	2130	2230	2318																				
Pinhoe	d	1934	2034	2134	2236	2323s																				
Cranbrook	d	1939	2039	2139	2240	2328s																				
Whimble	d	1944	2044	2144	2245																					
Feniton	d		2049	2149	2250																					
Honiton	d	1955	2056	2156	2258	2340s																				
Axminster	d	2006	2107	2207	2309	2352s																				
Crewkerne	d	2019	2120	2220	2322	0008s																				
Yeovil Pen Mill	d																									
<b>Yeovil Junction</b>	a	2027	2129	2229	2331	0017																				
<b>Yeovil Junction</b>	d	2029	2130	2230	2333																					
Yeovil Pen Mill	a																									
Sherborne	d	2035	2136	2236																						
Templecombe	d	2043	2144	2244																						
Gillingham (Dorset)	d	2051	2152	2252																						
Tisbury	d	2101	2202	2302																						
<b>Salisbury</b>	a	2116	2216	2317	0020																					
<b>Salisbury</b>	d	2121	2227																							
Southampton Central	a	2203c	2311c																							
Portsmouth Harbour	a	2249c	2356c																							
Grateley	d	2133	2239																							
Andover	d	2140	2246																							
Whitchurch (Hants)	d	2148	2254																							
Overton	d	2154	2300																							
<b>Basingstoke</b>	a	2203	2308																							
Reading	a																									
<b>Woking</b>	a	2223	2328																							
Clapham Junction	a	2243	2349																							
<b>London Waterloo</b>	a	2254	2358																							

Late night and weekend trains may be altered due to engineering works.  
Please check at [southwesternrailway.com](https://www.southwesternrailway.com) before travelling.

For guide to notes and symbols see end of timetable.

# South Western Railway



Most journeys shown in this timetable are direct trains, shown in **bold type**. However, you may be able to make other journeys or reach your destination more quickly by changing trains. To help you find these alternative trains, we show them in the timetable with *light italic type*. A letter against the time will show where you need to change trains – please check the ‘Notes’ section for an explanation of these letters.

Please allow plenty of time to change trains. At most stations you will need to allow at least five minutes. You will need longer at some stations, and this is shown in the ‘Station information’ table in this timetable. For example ⑩ means you should allow 10 minutes to change trains at this station.

**MONDAY TO FRIDAY**
**London Waterloo, Woking and Basingstoke to Salisbury, Yeovil and Exeter**

Notes				▼	▼	▼	▼ B	▼	▼	▼	▼ B	▼	▼	▼	▼	▼	▼	▼	▼	▼	▼	▼	▼ ★	▼ ★	▼					
<b>London Waterloo</b>	d					0635	0710	0750	0820	0850	0920		1020		1120		1220		1320		1420		1520		1620	1650	1720	1750		
Clapham Junction	d					0642u	0717u	0757u	0828u		0927u		1027u		1127u		1227u		1327u		1427u		1527u		1627u	1657u	1702w			
<b>Woking</b>	d					0702	0736	0817	0846	0916	0946		1046		1146		1246		1346		1446		1546		1646u	1716u	1746u			
Reading	d					0640b	0657b	0800b	0823c	0859b	0932b		1032b	1052b	1132b		1232b	1252b	1332b		1407b	1505b	1532b		1607b	1652b	1734b	1757b		
<b>Basingstoke</b>	d					0724	0800	0838	0907	0938	1007	1038	1107	1137	1207	1238	1307	1338	1407	1438	1507	1538	1607	1638	1707	1738	1807	1838		
Overton	d					0732	0808	0846		0946		1046		1145		1246		1346		1446		1546		1646	1716	1746	1816	1847		
Whitchurch (Hants)	d					0737	0813	0851		0951		1051		1150		1251		1351		1451		1551		1651	1721	1751	1821	1852		
Andover	d					0747	0822	0900	0924	1000	1024	1100	1124	1159	1224	1300	1324	1400	1424	1500	1524	1600	1624	1700	1730	1800	1830	1900		
Grateley	d					0754	0829	0907		1007		1107		1206		1307		1407		1507		1607		1707	1738	1807	1838	1908		
Portsmouth Harbour	d					0601c		0721c		0823c		0923c	0933v	1023c		1123c		1223c		1323c		1423c		1523c		1623c		1723c		
Southampton Central	d					0533c	0647c		0810c	0837c	0911c		1011c	1042c	1110c	1137c	1211c		1311c		1411c	1437c	1511c		1609c	1637c	1711c	1737c	1810c	1842c
<b>Salisbury</b>	a					0806	0843	0920	0943	1022	1043	1119	1143	1218	1243	1320	1344	1420	1443	1520	1545	1620	1644	1721	1750	1821	1850	1920		
<b>Salisbury</b>	d					0610	0738	0808	0847	0924	0947		1047	1124	1147	1222	1247		1347		1447	1525	1547		1647	1723	1754	1823	1854	1924
Tisbury	d					0629	0757	0827	0906		1006		1106		1206		1306		1406		1506	1539	1606		1706	1737	1809	1837	1909	1938
Gillingham (Dorset)	d					0551	0642	0811	0837a	0917	1017	1117	1217	1317	1417	1517	1548a	1617	1717	1752	1819	1852	1920	1954						
Templecombe	d					0558	0650	0819	0925	1025	1125	1225	1325	1425	1525	1625	1725	1800	1827	1859	1927	2001								
Sherborne	d					0606	0657	0826	0932	1032	1132	1232	1332	1432	1532	1632	1732	1807	1834	1907	1935	2009								
Yeovil Pen Mill	d											1255	1354															2030		
<b>Yeovil Junction</b>	a					0612	0703	0832	0938		1038	1138	1300	1238	1400	1338	1438	1538	1638	1738	1813	1840	1912	1940	2014	2035				
<b>Yeovil Junction</b>	d					0615	0707	0839	0942	1038	1039	1139	1239	1339	1439	1539	1639	1739	1841	1917	1941	2019								
Yeovil Pen Mill	a																											2026		
Crewkerne	d					0625	0716	0849	0951	1049	1149	1249	1349	1449	1549	1649	1749	1850	1951											
Axminster	d					0552	0657z	0737	0903	1005	1103	1203	1303	1403	1503	1603	1703	1804	1905	2005										
Honiton	d					0604	0712	0752	0916	1017	1116	1216	1316	1416	1515	1616	1716	1816	1918	2017										
Feniton	d					0610	0718	0758	0921	1023	1121	1221	1321	1421	1521	1621	1722	1825	1923	2025										
Whimple	d					0615	0723	0803	0926	1024	1124	1224	1324	1424	1526	1624	1722	1825	1923	2025										
Cranbrook	d					0619	0728	0808	0931	1030	1128	1229	1328	1429	1530	1629	1729	1830	1931	2029										
Pinhoe	d					0623	0732	0813	0935	1034	1132	1233	1332	1433	1534	1633	1733	1834	1935	2033										
<b>Exeter Central</b>	a					0628	0737	0817	0939	1039	1137	1237	1337	1437	1539	1637	1738	1838	1939	2038										
<b>Exeter St Davids</b>	a					0632	0742	0822	0944	1043	1143	1243	1343	1443	1543	1642	1742	1844	1944	2044										

Late night and weekend trains may be altered due to engineering works.  
Please check at [southwesternrailway.com](http://southwesternrailway.com) before travelling.

★ Passengers travelling with cycles may not join or leave services at stations with train times shown in blue.

For guide to notes and symbols see end of timetable.

**MONDAY TO FRIDAY**
**London Waterloo, Woking and Basingstoke to Salisbury, Yeovil and Exeter**

	Notes	▼ ★	▼	▼	▼	▼	▼	▼	▼		FX	FO																														
<b>London Waterloo</b>	d	1820		1920		2020		2120		2220		2340	2340																													
Clapham Junction	d	1827u		1927u		2027u		2127u		2227u		2347u	2347u																													
<b>Woking</b>	d	1846u		1946u		2046		2146		2246		0008	0008																													
Reading	d	1832b	1905b	1925b	1957b	2021b	2052b	2122b	2205b	2229b	2252b	2334b	2334b																													
<b>Basingstoke</b>	d	1907	1939	2007	2038	2107	2137	2207	2237	2308	2338	0029	0029																													
Overton	d	1916	1947	2016	2046	2115	2146	2215	2246	2316	2347	0037s	0037s																													
Whitchurch (Hants)	d	1921	1952	2021	2051	2120	2151	2220	2251	2321	2353	0042s	0042s																													
Andover	d	1930	2001	2030	2100	2129	2200	2229	2300	2330	0001	0051	0051																													
Grateley	d	1938	2008	2038	2107	2136	2207	2236	2307	2337	0008	0058s	0058s																													
Portsmouth Harbour	d	1824c		1923c		2023c				2123c			2233g																													
Southampton Central	d	1911c	1937c	2010c		2111c				2238c			2342c																													
<b>Salisbury</b>	a	1950	2021	2050	2121	2148	2220	2249	2322	2349	0021	0111	0111																													
<b>Salisbury</b>	d	1954	2024	2054		2150				2351		0114																														
Tisbury	d	2009	2038	2108		2208				0004s		0127s																														
Gillingham (Dorset)	d	2020	2051	2119		2218				0015s		0137s																														
Templecombe	d	2027	2059	2126		2226				0023s		0145s																														
Sherborne	d	2035	2106	2134		2233				0030s		0153s																														
Yeovil Pen Mill	d																																									
<b>Yeovil Junction</b>	a	2040	2112	2139		2239				0036		0159																														
<b>Yeovil Junction</b>	d	2042	2117	2143		2240																																				
Yeovil Pen Mill	a		2124																																							
Crewkerne	d	2051		2152		2250																																				
Axminster	d	2105		2206		2305																																				
Honiton	d	2117		2218		2338n																																				
Feniton	d	2123				2343																																				
Whimple	d			2226		2348																																				
Cranbrook	d	2130		2231		2353																																				
Pinhoe	d	2134		2235		2357																																				
<b>Exeter Central</b>	a	2139		2239		0001																																				
<b>Exeter St Davids</b>	a	2143		2244		0005																																				

Late night and weekend trains may be altered due to engineering works.  
Please check at [southwesternrailway.com](http://southwesternrailway.com) before travelling.

★ Passengers travelling with cycles may not join or leave services at stations with train times shown in blue.  
For guide to notes and symbols see end of timetable.

## SATURDAY

## London Waterloo, Woking and Basingstoke to Salisbury, Yeovil and Exeter

Notes				▼	▼	▼	▼	▼ K	▼	▼	▼	▼	▼	▼	▼	▼	▼	▼	▼	▼	▼	▼	▼	▼	▼				
<b>London Waterloo</b>	d				0635	0710	0750	0820	0850	0920	0950	1020	1050	1120	1150	1220	1250	1320	1350	1420	1450	1520	1550	1620	1650	1720			
Clapham Junction	d				0642u	0717u	0757u	0827u	0857u	0927u	0957u	1027u	1057u	1127u	1157u	1227u	1257u	1327u	1357u	1427u	1457u	1527u	1557u	1627u	1657u	1727u			
<b>Woking</b>	d				0701	0736	0816	0846	0916	0946	1016	1046	1116	1146	1216	1246	1316	1346	1416	1446	1516	1546	1616	1646	1716	1746			
Reading	d				0637b	0707b	0732b	0807b	0852b	0909b	0938b	1007b	1105b		1138b	1208b	1305b		1338b	1407b	1452b	1507b	1557b	1607b	1652c	1707b			
<b>Basingstoke</b>	d				0723	0759	0838	0906	0938	1007	1038	1109	1138	1207	1238	1307	1338	1407	1438	1507	1538	1607	1638	1707	1738	1807			
Overton	d				0731	0808	0846		0946		1046		1146		1246		1346		1446		1546		1646		1746				
Whitchurch (Hants)	d				0736	0813	0851		0951		1051		1151		1251		1351		1451		1551		1651		1751				
Andover	d				0745	0821	0900	0924	1000	1024	1100	1126	1200	1224	1300	1324	1400	1424	1500	1524	1600	1624	1700	1724	1800	1824			
Grateley	d				0752	0829	0907		1007		1107		1207		1307		1407		1507		1607		1707		1807				
Portsmouth Harbour	d				0608c		0723c		0823c		0923c		1023c		1123c		1223c		1323c		1423c		1523c		1623c		1723c		
Southampton Central	d				0657c		0810c		0910c		1010c		1110c		1210c		1310c		1410c		1510c		1610c		1710c		1810b		
<b>Salisbury</b>	a				0805	0842	0920	0942	1020	1042	1120	1144	1220	1242	1320	1342	1420	1442	1520	1542	1620	1642	1720	1742	1820	1843			
<b>Salisbury</b>	d			0615	0747	0813	0847		0947		1047		1147		1247		1347		1447		1547		1647		1747		1847		
Tisbury	d			0629	0801	0832	0906		1006		1106		1206		1306		1406		1506		1606		1706		1806		1908		
Gillingham (Dorset)	d			0642	0814	0900	0917		1017		1117		1217		1317		1417		1517		1617		1717		1817		1919		
Templecombe	d			0650	0822	0907	0925		1025		1125		1225		1325		1425		1525		1625		1725		1825		1926		
Sherborne	d			0657	0829	0915	0932		1032		1132		1232		1332		1432		1532		1632		1732		1832		1934		
Yeovil Pen Mill	d																												
<b>Yeovil Junction</b>	a			0703	0835	0920	0938		1038		1138		1238		1338		1438		1538		1638		1738		1838		1939		
<b>Yeovil Junction</b>	d			0615	0707	0839		0939		1039		1139		1239		1339		1439		1539		1639		1739		1839		1941	
Yeovil Pen Mill	a																												
Crewkerne	d			0624	0716	0849		0949		1049		1149		1249		1349		1449		1549		1649		1749		1849		1950	
Axminster	d	0552	0657z	0738	0903		1003		1103		1203		1303		1403		1503		1603		1703		1803		1903		2005		
Honiton	d	0604	0712	0754	0916		1016		1116		1216		1316		1416		1516		1616		1716		1816		1916		2016		
Feniton	d	0610	0718	0800	0921		1021		1121		1221		1321		1421		1521		1621		1721		1821		1921		2023		
Whimple	d	0615	0723	0805	0926				1124				1324				1524				1724				1924				
Cranbrook	d	0619	0728	0809	0931		1029		1128		1229		1328		1429		1528		1629		1728		1829		1928		2030		
Pinhoe	d	0623	0732	0813	0935		1033		1132		1233		1332		1433		1532		1633		1732		1833		1932				
<b>Exeter Central</b>	a	0628	0737	0818	0939		1037		1137		1237		1337		1437		1537		1637		1737		1837		1937		2041		
<b>Exeter St Davids</b>	a	0632	0742	0823	0944		1042		1142		1242		1342		1442		1542		1642		1742		1842		1942		2045		

Late night and weekend trains may be altered due to engineering works.

Please check at [southwesternrailway.com](http://southwesternrailway.com) before travelling.

For guide to notes and symbols see end of timetable.

## SATURDAY

## London Waterloo, Woking and Basingstoke to Salisbury, Yeovil and Exeter

	Notes	▼ B	▼	▼	▼	▼	▼	▼	▼	▼																	
<b>London Waterloo</b>	d	1750	1820		1850	1920	1950	2020	2050	2120	2220	2250	2339														
Clapham Junction	d	1757u	1827u		1857u	1927u	1957u	2027u	2057u	2127u	2227u	2257u	2346u														
<b>Woking</b>	d	1816	1846		1916	1946	2016	2046	2116	2146	2246	2316	0008														
Reading	d	1738b	1812b		1905b		2005b		2105b	2135b	2235b	2305b															
<b>Basingstoke</b>	d	1838	1907		1938	2007	2038	2107	2138	2207	2308	2340	0029														
Overton	d	1846			1946		2046		2146	2215	2316	2349	0038s														
Whitchurch (Hants)	d	1851			1951		2051		2151	2220	2321	2355	0043s														
Andover	d	1900	1924		2000	2024	2100	2124	2200	2229	2330	0003	0051														
Grateley	d	1907			2007		2107		2207	2236	2337	0011	0059s														
Portsmouth Harbour	d		1823c			1923c		2023c																			
Southampton Central	d		1910c			2010c		2112c		2137c																	
<b>Salisbury</b>	a	1920	1943		2020	2045	2120	2144	2220	2248	2349	0024	0111														
<b>Salisbury</b>	d	1927	1947			2047		2148		2255																	
Tisbury	d		2006			2106		2206		2308s																	
Gillingham (Dorset)	d		2017			2117		2217		2319s																	
Templecombe	d		2025			2125		2225		2327s																	
Sherborne	d		2032			2132		2232		2334s																	
Yeovil Pen Mill	d	2039		2039																							
<b>Yeovil Junction</b>	a	2038	2045		2138		2238		2340																		
<b>Yeovil Junction</b>	d		2039			2139		2239																			
Yeovil Pen Mill	a																										
Crewkerne	d		2049			2149		2249																			
Axminster	d		2103			2203		2303																			
Honiton	d		2117			2217		2315a																			
Feniton	d					2222																					
Whimple	d		2125			2227																					
Cranbrook	d		2129			2232																					
Pinhoe	d		2133			2236																					
<b>Exeter Central</b>	a		2138			2240																					
<b>Exeter St Davids</b>	a		2142			2245																					

Late night and weekend trains may be altered due to engineering works.

Please check at [southwesternrailway.com](http://southwesternrailway.com) before travelling.

For guide to notes and symbols see end of timetable.

## SUNDAY

## London Waterloo, Woking and Basingstoke to Salisbury, Yeovil and Exeter

Notes		▼	▼	▼	▼	▼	▼	▼	▼	▼	▼	▼	▼	▼	▼	▼	▼	▼	▼	▼	▼	▼	▼	▼	▼	▼			
<b>London Waterloo</b>	d			0815	0835b	0915	0935b	1015		1115	1135b	1215	1235b	1315	1335b	1415	1435b	1520	1535b	1620	1635b	1720	1745	1820	1845	1920	1945	2020	2045
Clapham Junction	d			0823u	0845b	0924u	0945b	1023u		1123u	1145b	1223u	1242b	1322u	1342b	1422u	1442b	1527u	1542b	1627u	1642b	1727u	1753u	1827u	1853u	1927u	1953u	2027u	2053u
<b>Woking</b>	d			0847	0909b	0948	1009b	1046		1146	1207b	1246	1307b	1345	1407b	1446	1507b	1546	1607b	1646	1707b	1746	1813	1846	1913	1946	2013	2046	2114
Reading	d			0738b	0912	0938b	1012		1112		1212		1312		1412		1512		1612		1712		1752b		1839b		1952b		2052b
<b>Basingstoke</b>	d		0804	0908	0933	1009	1033	1107	1131	1207	1231	1307	1331	1407	1431	1507	1531	1607	1631	1707	1731	1807	1834	1907	1934	2007	2034	2107	2135
Overton	d		0812		0942		1042		1140		1240		1340		1440		1540		1640		1739		1843		1943		2043		2144
Whitchurch (Hants)	d		0817		0947		1047		1145		1245		1345		1445		1545		1645		1744		1848		1948		2048		2149
Andover	d		0826	0925	0955	1026	1055	1124	1154	1224	1253	1324	1354	1424	1453	1524	1553	1624	1653	1724	1753	1824	1856	1924	1956	2024	2056	2124	2157
Grateley	d		0833		1003		1103		1201		1301		1401		1501		1601		1701		1800		1904		2004		2104		2205
Portsmouth Harbour	d					0908c				1108c		1208c		1308c		1408c		1508c		1608c		1708c		1808c		1908c		2008c	
Southampton Central	d					0957c		1057c		1157c		1257c	1310c	1357c		1457c	1510c	1557c		1657c		1757c		1857c		1957c		2058c	
<b>Salisbury</b>	a		0846	0942	1018	1042	1118	1142	1214	1242	1314	1343	1414	1442	1514	1540	1613	1646	1715	1742	1815	1842	1917	1942	2017	2042	2117	2143	2217
<b>Salisbury</b>	d	0654	0847	0947		1047		1147		1247		1347	1419	1447		1547	1614	1647		1747		1847		1947		2047		2147	
Tisbury	d	0706	0906	1007		1106		1206		1306		1406	1433	1506		1606	1633	1706		1806		1906		2006		2106		2206	
Gillingham (Dorset)	d	0717	0917	1018		1117		1217		1317		1417	1451	1517		1617	1643a	1717		1817		1917		2017		2117		2217	
Templecombe	d	0725	0925	1025		1125		1225		1325		1425	1458	1525		1625		1725		1825		1925		2025		2125		2225	
Sherborne	d	0732	0932	1033		1132		1232		1332		1432	1506	1532		1632		1732		1832		1932		2032		2132		2232	
Yeovil Pen Mill	d																												
<b>Yeovil Junction</b>	a	0738	0938	1038		1138		1238		1338		1438	1511	1538		1638		1738		1838		1938		2038		2138		2238	
<b>Yeovil Junction</b>	d	0739	0939	1039		1139		1239		1339		1439	1516	1539		1639		1739		1839		1940		2039		2139			
Yeovil Pen Mill	a											1521																	
Crewkerne	d	0749	0949	1049		1149		1249		1349		1449		1549		1649		1749		1849		1950		2049		2149			
Axminster	d	0803	1003	1103		1203		1303		1403		1503		1603		1703		1803		1903		2004		2103		2203			
Honiton	d	0817	1016	1116		1216		1316		1416		1516		1616		1716		1816		1916		2017		2116		2216			
Feniton	d	0822	1021			1221				1421				1621				1821				2022				2221			
Whimple	d	0827	1026	1124				1324					1524				1724			1924				2124		2227			
Cranbrook	d	0832	1031	1128		1229		1328		1429		1528		1629		1728		1829		1928		2030		2128		2231			
Pinhoe	d	0836	1035	1132		1233		1332		1433		1532		1633		1732		1833		1932		2034		2132		2235			
<b>Exeter Central</b>	a	0840	1039	1137		1237		1337		1437		1537		1637		1737		1837		1937		2038		2137		2240			
<b>Exeter St Davids</b>	a	0844	1044	1142		1242		1342		1442		1542		1642		1741		1842		1942		2043		2143		2244			

Late night and weekend trains may be altered due to engineering works.

Please check at [southwesternrailway.com](http://southwesternrailway.com) before travelling.

For guide to notes and symbols see end of timetable.



**SUNDAY**

London Waterloo, Woking and Basingstoke to Salisbury, Yeovil and Exeter

	Notes	▼																			
<b>London Waterloo</b>	d	2120	2220	2335																	
Clapham Junction	d	2127u	2227u	2344u																	
<b>Woking</b>	d	2146	2246	0008																	
Reading	d		2152b																		
<b>Basingstoke</b>	d	2207	2307	0040																	
Overton	d		2315	0049s																	
Whitchurch (Hants)	d		2320	0054s																	
Andover	d	2224	2329	0103																	
Grateley	d		2336	0110s																	
Portsmouth Harbour	d	2108c																			
Southampton Central	d	2157c																			
<b>Salisbury</b>	a	2242	2348	0122																	
<b>Salisbury</b>	d	2247																			
Tisbury	d	2306																			
Gillingham (Dorset)	d	2317																			
Templecombe	d	2325																			
Sherborne	d	2332																			
Yeovil Pen Mill	d																				
<b>Yeovil Junction</b>	a	2338																			
<b>Yeovil Junction</b>	d	2339																			
Yeovil Pen Mill	a																				
Crewkerne	d	2348																			
Axminster	d	0009																			
Honiton	d	0020s																			
Feniton	d	0026s																			
Whimple	d	0031s																			
Cranbrook	d	0036s																			
Pinhoe	d	0040s																			
<b>Exeter Central</b>	a																				
<b>Exeter St Davids</b>	a	0047																			

Late night and weekend trains may be altered due to engineering works.  
Please check at [southwesternrailway.com](http://southwesternrailway.com) before travelling.

For guide to notes and symbols see end of timetable.

## GUIDE TO NOTES AND SYMBOLS

First Class accommodation also available on all trains shown in **bold type**.

**B** Runs via Westbury - see table 20A.

**G** Continues to Castle Cary, Bruton, Frome and Westbury - see table 20A.

**J** Also has portion from Castle Cary - see table 20A.

**K** To Frome - see table 20A.

**FX** Service does **not run** on Friday.

**FO** Service runs on Friday only.

 Train attaches to another.

a Arrival time.

b Change at Basingstoke.

c Change at Salisbury.

d Departure time.

g Change at Southampton Central and Salisbury.

n Arrives Honiton at 2316.

s Stops to let passengers leave the train only.

u Stops to let passengers join the train only.

v Change at Fareham and Salisbury.

w Change at Woking.

All services shown in **bold type** are operated by South Western Railway.

z Arrives Axminster at 0643.

▼ Cycles only carried with advance reservation.

★ Passengers travelling with cycles may not join or leave services at stations with train times shown in blue.


← Railair coach link between Woking station and Heathrow Airport. Visit [nationalexpress.com](http://nationalexpress.com) for details.

⊖ Interchange for London Underground. Visit [tfl.gov.uk](http://tfl.gov.uk) for details.

 Car Park.

⌚ Minimum connection time where different from the standard five minutes.

 Interchange for Wightlink high-speed catamaran to Ryde, Isle of Wight. Telephone **0333 999 7333** (calls charged at local rate) or visit [wightlink.co.uk](http://wightlink.co.uk)  
Also change at Portsmouth Harbour for the Gosport Ferry. Visit [gosportferry.co.uk](http://gosportferry.co.uk)

 Station for Southampton City Centre and the Docks. Also buses for Red Funnel Ferries to Cowes, Isle of Wight, ([redfunnel.co.uk](http://redfunnel.co.uk)) and the Hythe ferry ([hytheferry.co.uk](http://hytheferry.co.uk)).

### Cycle reservations

A cycle space must be reserved in advance when a ▼ symbol appears above the train.





























### Cycles on trains - Monday to Friday

At peak times the following restrictions apply in the area bounded by Reading, Hook, Alton, Guildford and Dorking.

Passengers travelling with cycles may not join or leave services timed to arrive at London Waterloo between 0715 and 1000 inclusive or timed to depart London Waterloo between 1645 and 1900 inclusive.

## STATION INFORMATION

See notes for explanation of symbols.

Exeter St Davids		
Exeter Central		
Pinhoe		
Cranbrook		
Whimple		
Feniton		
Honiton		
Axminster		
Crewkerne		
Yeovil Junction		
Sherborne		
Templecombe		
Gillingham (Dorset)		
Tisbury		
Salisbury		
Southampton Central		
Portsmouth Harbour		
Grateley		
Andover		
Whitchurch (Hants)		
Overton		
Basingstoke		
Reading		
Woking		←
Clapham Junction		
London Waterloo	⊖	

## MONDAY TO FRIDAY

Notes	▼	▼	▼	▼	▼	▼														
	★		J	J	L	J														
<b>Bristol Temple Meads</b>	d																			
Keynsham	d																			
Oldfield Park	d																			
<b>Bath Spa</b>	d																			
Bradford-on-Avon	d																			
Trowbridge	d																			
<b>Yeovil Pen Mill</b>	d	0655	1044	1324	1500	1926	2152													
Castle Cary	d	0710	1104	1339	1514	1940	2220													
Bruton	d	0715	1109	1344	1519	1945	2225													
Frome	d	0727	1121	1356	1531	1957	2245													
Westbury	d	0740	1136	1413	1544	2016a	2312													
Warminster	d	0748	1148	1423	1552		2320													
<b>Salisbury</b>	a	0812	1209	1443	1612		2340													
<b>Salisbury</b>	d	0815	1221	1447	1621															
Grateley	a	0827		1459																
Andover	a	0834	1237	1505	1647															
Whitchurch (Hants)	a	0843		1514																
Overton	a	0849		1520																
<b>Basingstoke</b>	a	0858	1255	1528	1655															
Woking	a	0918	1315	1548	1715															
Clapham Junction	a	0938	1336	1611e	1737															
<b>London Waterloo</b>	a	0953	1349	1619	1756															

\* For the complete service between Salisbury, Andover and London Waterloo, also trains from Yeovil Junction, please see earlier pages.  
For details of the complete service between Bristol, Bath Spa and Salisbury, also Yeovil Pen Mill to Westbury and Weymouth, please see Great Western Railway publicity.

★ Passengers travelling with cycles may not join or leave services at stations with train times shown in blue.

Late night and weekend trains may be altered due to engineering works.  
Please check at [southwesternrailway.com](http://southwesternrailway.com) before travelling.

## STATION INFORMATION

For a guide to notes and symbols, see next page.

<b>Bristol Temple Meads</b>	P	10
<b>Keynsham</b>	P	
<b>Oldfield Park</b>		
<b>Bath Spa</b>	P	
<b>Bradford-on-Avon</b>	P	
<b>Trowbridge</b>	P	
<b>Yeovil Pen Mill</b>	P	
<b>Castle Cary</b>	P	
<b>Bruton</b>	P	
<b>Frome</b>	P	
<b>Westbury</b>	P	
<b>Warminster</b>	P	
<b>Salisbury</b>	P	
<b>Grateley</b>	P	
<b>Andover</b>	P	
<b>Whitchurch</b>	P	
<b>Overton</b>	P	
<b>Basingstoke</b>	P	
<b>Woking</b>	P	←
<b>Clapham Junction</b>		10
<b>London Waterloo</b>	⊕	15

## SATURDAY

Notes	▼	▼	□							
<b>Bristol Temple Meads</b> d										
Keynsham d										
Oldfield Park d										
<b>Bath Spa</b> d										
Bradford-on-Avon d										
Trowbridge d										
<b>Yeovil Pen Mill</b> d										
Castle Cary d	0736									
Bruton d	0741									
Frome d	0754	1130								
Westbury d	0810	1143	2312							
Warminster d	0818	1150	2319							
<b>Salisbury</b> a	0837	1211	2340							
<b>Salisbury</b> d	0847	1221								
Grateley a	0859									
Andover a	0905	1237								
Whitchurch (Hants) a	0914									
Overton a	0920									
<b>Basingstoke</b> a	0928	1255								
Woking a	0948	1315								
Clapham Junction a	1011e	1336								
<b>London Waterloo</b> a	1019	1349								

## SUNDAY

▼										
<b>J</b>										
0953										
1007										
1012										
1024										
1043										
1051										
1112										
1127										
1144										
1203										
1223										
1243										
1254										

## NOTES TO THIS TABLE

- J** From Yeovil Junction..
- L** From London Waterloo via Sherborne and Yeovil Junction (see main timetable).
- a** Arrival time.
- d** Departure time.
- e** Change at Basingstoke.
- First Class accommodation also available.
- ▼** Cycles only carried with advance reservation.
- ★ Passengers travelling with cycles may not join or leave services at stations with train times shown in blue.

\* For the complete service between Salisbury, Andover and London Waterloo, also trains from Yeovil Junction, please see earlier pages.  
For details of the complete service between Westbury and Salisbury, also Yeovil Pen Mill to Westbury and Weymouth, please see Great Western Railway publicity.

Late night and weekend trains may be altered due to engineering works.  
Please check at [southwesternrailway.com](http://southwesternrailway.com) before travelling.

## MONDAY TO FRIDAY

Notes	▼	▼	▼																	
	V	V	V																	
<b>London Waterloo</b>	d	0750	0920e	1020e																
Clapham Junction	d	0757u	0927e	1027e																
Woking	d	0817	0946e	1046e																
<b>Basingstoke</b>	d	0838	1038	1137																
Overton	d	0846	1046	1145																
Whitchurch (Hants)	d	0851	1051	1150																
Andover	d	0900	1100	1159																
Grateley	d	0907	1107	1206																
<b>Salisbury</b>	a	0920	1119	1218																
<b>Salisbury</b>	d	0924	1124	1222																
Warminster	a	0944	1144	1242																
Westbury	a	0952	1152	1251																
Frome	a	1005	1221	1318																
Bruton	a	1017	1232	1331																
Castle Cary	a	1022	1238	1339																
<b>Yeovil Pen Mill</b>	a	1038	1253	1352																
Trowbridge	a																			
Bradford-on-Avon	a																			
<b>Bath Spa</b>	a																			
Oldfield Park	a																			
Keynsham	a																			
<b>Bristol Temple Meads</b>	a																			

## STATION INFORMATION

For a guide to notes and symbols, see next page.

<b>London Waterloo</b>	↻	15
<b>Clapham Junction</b>		10
<b>Woking</b>	P	←
<b>Basingstoke</b>	P	
<b>Overton</b>	P	
<b>Whitchurch</b>	P	
<b>Andover</b>	P	
<b>Grateley</b>	P	
<b>Salisbury</b>	P	
<b>Warminster</b>	P	
<b>Westbury</b>	P	
<b>Frome</b>	P	
<b>Bruton</b>	P	
<b>Castle Cary</b>	P	
<b>Yeovil Pen Mill</b>	P	
<b>Trowbridge</b>	P	
<b>Bradford-on-Avon</b>	P	
<b>Bath Spa</b>	P	
<b>Oldfield Park</b>		
<b>Keynsham</b>	P	
<b>Bristol Temple Meads</b>	P	10

- \* For the complete service between London Waterloo, Andover and Salisbury, also trains to Yeovil Junction, please see earlier pages.  
For details of the complete service between Salisbury, Bath Spa and Bristol, also Weymouth and Westbury to Yeovil Pen Mill, please see Great Western Railway publicity.

Late night and weekend trains may be altered due to engineering works.  
Please check at [southwesternrailway.com](http://southwesternrailway.com) before travelling.

**SATURDAY**

Notes	□▼	□▼	V								
<b>London Waterloo</b>	d	0850	1750								
Clapham Junction	d	0857 <sup>u</sup>	1757 <sup>u</sup>								
Woking	d	0916	1816								
<b>Basingstoke</b>	d	0938	1838								
Overton	d	0946	1846								
Whitchurch (Hants)	d	0951	1851								
Andover	d	1000	1900								
Grateley	d	1007	1907								
<b>Salisbury</b>	a	1020	1920								
<b>Salisbury</b>	d	1026	1927								
Warminster	a	1045	1946								
Westbury	a	1054	1954								
Frome	a	1106	2007								
Bruton	a		2019								
Castle Cary	a		2024								
<b>Yeovil Pen Mill</b>	a		2038								
Trowbridge	a										
Bradford-on-Avon	a										
<b>Bath Spa</b>	a										
Oldfield Park	a										
Keynsham	a										
<b>Bristol Temple Meads</b>	a										

**SUNDAY**


**NOTES TO THIS TABLE**

- G** Train continues to Westbury (see other direction).
- V** Continues to Yeovil Junction.
- a** Arrival time.
- d** Departure time.
- e** Change at Basingstoke.
- u** Stops to let passengers join the train only.
- First Class accommodation also available.
- ▼** Cycles only carried with advance reservation.

\* For the complete service between London Waterloo, Andover and Salisbury, also trains to Yeovil Junction, please see earlier pages.  
 For details of the complete service between Salisbury, Bath Spa and Bristol, also Weymouth and Westbury to Yeovil Pen Mill, please see Great Western Railway publicity.

Late night and weekend trains may be altered due to engineering works.  
 Please check at [southwesternrailway.com](http://southwesternrailway.com) before travelling.

## 20B Yeovil Pen Mill - Weymouth

### MONDAY TO FRIDAY

	Notes									
<b>Yeovil Pen Mill</b>	d	0735	1013	1113	1314	1619	1820	1917	2223	
Dorchester West	d	0810	1047	1153	1353	1653	1854	1951	2257	
Upwey	d	0817	1055	1201	1401	1701	1901	1958	2304	
<b>Weymouth</b>	a	0823	1100	1206	1406	1706	1906	2003	2309	

### SATURDAY

0730	1009	1111	1311	1613	1914	2219				
0804	1043	1153	1354	1653	1953	2253				
0813	1051	1202	1403	1702	2002	2302				
0818	1056	1208	1408	1708	2008	2307				

### SUNDAY

1000	1104	1502	1917	2220
1038	1141	1537	1951	2254
1046	1149	1545	1958	2301
1051	1154	1551	2003	2306

## 20B Weymouth - Yeovil Pen Mill

### MONDAY TO FRIDAY

	Notes									
<b>Weymouth</b>	d	0526	0642	0850	1111	1311	1455	1730	2015	
Upwey	d	0531	0647	0855	1116	1316	1500	1735	2020	
Dorchester West	d	0539	0655	0903	1125	1325	1508	1743	2028	
<b>Yeovil Pen Mill</b>	a	0614	0728	0936	1200	1400	1548	1816	2101	

### SATURDAY

0638	0846	1110	1310	1455	1728	2020				
0643	0851	1115	1315	1500	1733	2025				
0651	0859	1123	1323	1508	1741	2033				
0726	0934	1158	1358	1543	1816	2108				

### SUNDAY

1103	1409	1610	1753	2010
1108	1414	1615	1758	2015
1117	1422	1623	1806	2023
1152	1457	1656	1839	2056

#### NOTES

Operated by Great Western Railway.

For details of seat and cycle reservation requirements and also catering facilities, please refer to Great Western Railway publications.

- a** Arrival time.  
**d** Departure time.

Late night and weekend trains may be altered due to engineering works.

#### STATION INFORMATION

For a guide to notes and symbols, see end of main timetable.

<b>Yeovil Pen Mill</b>	<b>P</b>	
<b>Dorchester West</b>		
<b>Upwey</b>	<b>P</b>	S
<b>Weymouth</b>	<b>P</b>	S

**MONDAY TO FRIDAY**

<i>Notes</i>																																
<b>Axminster Rail Station</b>	d	0815	0915	1015	1115	1215	1315	1415	1527	1620	1725	1820																				
Lyme Regis Post Office	a	0838	0939	1039	1139	1239	1339	1439	1551	1647	1749	1843																				
<b>Bridport Bus Station</b>	a	0907	1008	1108	1208	1308	1408	1508	1620	1725	1818	1911																				

<i>Notes</i>																																	
<b>Bridport Bus Station</b>	d	0640	0745	0849	0954	1054	1154	1254	1354	SH	Sch	SH	Sch	1654																			
Lyme Regis Square	d	0704	0809	0923	1026	1126	1226	1326	1426	1526	1538	1626	1641	1726																			
<b>Axminster Rail Station</b>	a	0725	0830	0952	1052	1152	1252	1352	1452	1552	1604	1652	1707	1752																			

**SATURDAY**

<i>Notes</i>																																	
<b>Axminster Rail Station</b>	d	0815	0915	1015	1115	1215	1315	1415	1515	1615	1715	1815																					
Lyme Regis Post Office	a	0839	0939	1039	1139	1239	1339	1439	1539	1642	1739	1838																					
<b>Bridport Bus Station</b>	a	0908	1008	1108	1208	1308	1408	1508	1608	1720	1808	1906																					

<i>Notes</i>																																		
<b>Bridport Bus Station</b>	d	0640	0747	0849	0954	1054	1154	1254	1354	1454	1554	1654																						
Lyme Regis Square	d	0704	0811	0923	1026	1126	1226	1326	1426	1526	1626	1726																						
<b>Axminster Rail Station</b>	a	0725	0832	0952	1052	1152	1252	1352	1452	1552	1652	1752																						

**NOTES** SH - School Holidays only. a - Arrival time.  
Sch - School days only. d - Departure time.

Rail tickets to 'Lyme Regis Bus X51/53' are valid to Bridport.

**SUNDAY**



**NO SERVICE on Sundays or Public Holidays until Easter 2022.**



# 20D Axminster - Seaton - Beer Bus Service

Operated by Axe Valley 885 - Tel: 01297 625959  
avmtbustimes.wixsite.com/mysite

## MONDAY TO FRIDAY

Notes																											
Axminster Rail Station	d	0732	0840	0915	1015	1115	1215	1315	1415	1535	1715	1842															
Seaton (Marine Place)	a	0800	0909	0944	1044	1144	1244	1344	1444	1604	1744	1910															
Beer Cross	a			0958	1058	1158	1258	1358		1658b	1758																

Notes																											
Beer Cross	d		0750		1004	1100	1204	1300	1404		1704																
Seaton Sea Front	d	0645	0800	0920	1020	1120	1220	1320	1420	1620	1720																
Axminster Rail Station	a	0711	0825	0945	1045	1145	1245	1345	1445	1645	1745																

## SATURDAY

Notes																											
Axminster Rail Station	d	0840	1015	1115	1215	1315	1415	1535	1715	1842																	
Seaton (Marine Place)	a	0909	1044	1144	1244	1344	1444	1604	1744	1910																	
Beer Cross	a		1058	1158	1258	1358		1658b	1758																		

Notes																											
Beer Cross	d	0750		1004	1100	1204	1300	1404		1704																	
Seaton Sea Front	d	0800	0920	1020	1120	1220	1320	1420	1620	1720																	
Axminster Rail Station	a	0825	0945	1045	1145	1245	1345	1445	1645	1745																	

### NOTES

a - Arrival time.

b - Change at Seaton.

d - Departure time.

**NO SERVICE on Sundays or Public Holidays.**

## 20E Honiton - Sidmouth Bus Service

Operated by Stagecoach South West 9 - Tel: 01392 427711  
stagecoachbus.com/timetables

### MONDAY TO SATURDAY

	Notes	SX	SO	SX	SO								SO	SX							
Honiton Rail Station	d	0808	0813	0923	0928	1028	1128	1228	1328	1428	1528	1628	1633	1800	1900	2000					
Sidmouth Triangle	a	0848	0848	1003	1003	1103	1203	1303	1403	1503	1603	1703	1708	1830	1930	2029					

	Notes	SX	SO	SX	SO								SO	SX	SO	SX	SO	SX	SO	SX		
Sidmouth Triangle	d	0720	0736	0825	0849	0949	1049	1149	1249	1349	1449	1549	1551	1649	1714	1749	1758	1849	1900			
Honiton Rail Station	a	0808	0813	0857	0928	1028	1128	1228	1328	1428	1528	1628	1633	1722	1800	1822	1831	1922	1929			

### SUNDAY

1028	1328	1628	The Sunday service will also run on Public Holidays.
1105	1405	1705	
1115	1415	1715	
1148	1448	1748	

## 20F Yeovil Junction - Town Centre Bus Service

Operated by South West Coaches 68 - Tel: 01935 475872  
southwestcoaches.co.uk

### MONDAY TO SATURDAY - NO SERVICE on this route on Sundays or public holidays

	Notes																																										
Yeovil Junction	d	0735	0900	0935	1000	1035	1135	1200	1235	1335	1400	1435	1600	1635	1700	1735	1810																										
Yeovil Bus Station	a	0744	0909	0944	1009	1044	1144	1209	1244	1344	1409	1444	1609	1644	1709	1744	1819																										

	Notes																																										
Yeovil Bus Station	d	0715	0750	0915	0950	1015	1115	1150	1215	1315	1350	1415	1615	1650	1715	1750																											
Yeovil Junction	a	0720	0755	0920	0955	1020	1120	1155	1220	1320	1355	1420	1620	1655	1720	1755																											

#### NOTES

a - Arrival time.  
d - Departure time.

**SX** - Does NOT RUN on Saturdays.  
**SO** - Runs Saturdays ONLY.

# 20G Exeter St Davids - Exeter Airport Bus Service

Operated by Stagecoach South West 56/A – Tel: 01392 427711  
stagecoachbus.com/timetables

## MONDAY TO FRIDAY

Notes					Sch	SH																						
Exeter St Davids #	d	0450	0520	0620	0640	0655	0735	0805	0845	0915	0950	1015	1045	and every 30 minutes until	1315	1345	1415	1445	1520	1550	1620	1645	1720	1755	1820	1950	2120	2240
Exeter Airport	a	0523	0553	0653	0715	0730	0815	0845	0925	0953	1025	1050	1120		1350	1420	1450	1520	1600	1630	1704	1734	1803	1833	1855	2025	2155	2310

Notes																												
Exeter Airport	d	0536	0606	0711	0731	0831	0910	0936	1006	1036	1106	1136	and every 30 minutes until	1406	1436	1506	1536	1601	1636	1703	1736	1806	1836	1906	2036	2206	2316	
Exeter St Davids #	a	0607	0637	0750	0813	0910	0946	1010	1040	1110	1140	1210		1440	1510	1540	1615	1640	1715	1750	1815	1845	1908	1938	2105	2235	2345	

## SATURDAY

Notes																											
Exeter St Davids #	d	0520	0645	0655	0745	0815	0845	and every 30 minutes until	1515	1545	1620	1650	1720	1750	1820	1950	2120	2240									
Exeter Airport	a	0553	0720	0730	0820	0850	0920		1550	1620	1655	1725	1755	1823	1853	2025	2155	2310									

Notes																											
Exeter Airport	d	0606	0736	0836	0906	0936	1006	1036	and every 30 minutes until	1706	1736	1806	1836	1906	2036	2206	2316										
Exeter St Davids #	a	0637	0807	0907	0940	1010	1040	1110		1740	1810	1835	1905	1935	2105	2235	2345										

## SUNDAY

0715	0815	and every hour until	1715	1815	1940	2040	2120																				
0740	0840		1740	1840	2005	2105	2155																				

0745	0845	and every hour until	1745	1910	2010	2110	2210																				
0812	0911		1811	1936	2036	2136	2240																				

**NOTES** SH - School Holidays only.  
Sch - School days only.

a - Arrival time.  
d - Departure time.

# - Buses use the station forecourt, stop B.

**Sunday service runs on Public Holidays.**

# Three Rivers Community Rail Partnership

**Stations: Salisbury, Dean, Mottisfont & Dunbridge, Romsey, Millbrook, Redbridge, Southampton Central, St Denys, Swaythling, Southampton Airport, Eastleigh, Chandler's Ford, Bitterne, Woolston, Sholing, Netley, Hamble, Bursledon, Shawford and Winchester**

Three Rivers aims to improve stations in the area of the rail routes that run alongside the main rivers between Salisbury, Winchester, Southampton and Bursledon – hence 'Three Rivers'. It is a group of local authorities, residents and the train industry, working to improve local stations, promote tourism, and train and bus service integration.

Find out more at [threeriversrail.com/](http://threeriversrail.com/)



## South Wessex Community Rail Partnership

A new CRP that covers part of the Heart of Wessex Line – with a new name – South Wessex CRP. Covering the line running south of Westbury to Weymouth.

## Devon & Cornwall Rail Partnership - East Devon Line

**Stations: Axminster, Honiton, Feniton, Whimple, Cranbrook and Pinhoe**

The first rail partnership in the country, formed in 1991, Devon and Cornwall RP has seen great success in the promotion and growth of services across that region. Their campaigns have won multiple national accolades including at the Community Rail Awards and the Rail Exec 'Most Interesting' Awards.

Find out more at [dcrp.org.uk](http://dcrp.org.uk)

Visit us at [southwesternrailway.com](https://southwesternrailway.com)

- Buying tickets online
- Live train information
- Train times
- Special offers and days out
- Plan your journey
- Latest news

Customer Service Centre

**0345 6000 650**

Our UK based team are available 7 days a week from 6am to 10pm for:

- Comments and suggestions

Assisted Travel

**0800 5282 100**

**Text relay 18001 0800 5282 100**

A freephone service open 24 hours for older and disabled customers.

We recommend booking assistance **4 hours in advance**.

National Rail Enquiries

**03457 48 49 50**

Train times, fares and rail information.

Free travel alerts

[southwesternrailway.com/alerts](https://southwesternrailway.com/alerts)

Keeping our registered customers up-to-date with their service running information, delays and alterations.

Twitter [@SW\\_Help](https://twitter.com/SW_Help)

Follow South Western Railway on Twitter and be the first to know what's happening on our network.

Facebook [Facebook.com/SWRailway](https://Facebook.com/SWRailway)

Providing South Western Railway network information and details of our latest offers.

First MTR South Western Trains Limited (trading as South Western Railway) accepts no liability for any inaccuracy in the information contained in this timetable which is subject to alteration.

First MTR South Western Trains Limited. Registered in England and Wales 07900320.

Registered office: 8th Floor, The Point, 37 North Wharf Road, London W2 1AF.

A First and MTR company.

**South Western**  
 **Railway**

PTT20 1221



Please Recycle