

10

Basingstoke, Alton and Aldershot to London Waterloo



Train times

15 December 2019 to 16 May 2020

Your timetable

This timetable shows train services between **Basingstoke, Alton, Aldershot, Woking and London Waterloo including connections between Woking and Guildford.**

For services between Woking and London Waterloo including main line services, please see timetable 6.

Our mini-guides offer a convenient summary of services and are designed to fit easily into a wallet, purse or ticket holder.

Mini-guides are available from staffed stations.

The following mini-guides are available for routes covered by this timetable.

- **Alton and Farnham to London Waterloo** - number 40
- **Aldershot to London Waterloo** - number 42
- **Ash Vale to Farnham** - number 51
- **Basingstoke to London Waterloo** - number 60
- **Fleet and Farnborough to London Waterloo** - number 55
- **Hook and Winchfield to London Waterloo** - number 73
- **Guildford to Woking** - number 75
- **West Byfleet, Weybridge and Walton-on-Thames to London Waterloo** - number 45
- **Woking to London Waterloo** - number 53

Buy a ticket before you board

You need to buy a valid ticket before you get on your train. We know that most of our passengers do this before travelling, and we have a duty to those passengers to make sure no-one travels without paying. This is why we run a penalty-fares scheme across most of our network.

If you travel without a valid ticket to or from a station within the penalty-fares area, you may have to pay a penalty fare of £20 or twice the single fare to the next station your train stops at (whichever is higher). You will also have to buy a ticket for the rest of your journey.

We have a policy to, wherever possible, prosecute everyone who deliberately avoids paying.

No-smoking policy

For the comfort of all our customers, smoking and using e-cigarettes is not allowed on any part of our trains or stations.

You can smoke outside the station entrance or in our car parks.

Changes to train times

Network Rail need to do engineering work to maintain and improve the rail network. They do a lot of this work at weekends and during holiday periods, but they also need to do some work overnight during the week.

If we need to close rail lines so Network Rail can carry out work, buses will replace train services. We may also have to alter train services over a wider area.

Please check for any changes to train times before travelling at weekends, late in the evening or early in the morning.

Look for the 'Changes to train times' posters at stations, or visit our website at **[southwesternrailway.com](https://www.southwesternrailway.com)**.

Cycles on trains

The services in this timetable have limited room for cycles, so we have had to apply some restrictions. The ★ symbol, with train times printed in **blue**, shows which trains have restrictions. These restrictions are explained in the 'Guide to notes and symbols' section.

We will carry folding cycles on any train, as long as they can be folded small enough to be carried safely in the luggage rack. Cycles are not allowed on buses that replace trains during engineering work.

Automated Delay Repay

We have introduced a new Automated Delay Repay (ADR) system that drastically cuts the time it takes to claim and receive compensation if your train is late.

ADR works for all customers who have bought Advance tickets or a Touch Smartcard season ticket from our website.

If you have a Touch Smartcard season ticket, you will need to touch in and out at the beginning and end of your journey, sign up for a Delay Repay account at **delayrepay.southwesternrailway.com** and select 'Auto Delay Repay'. (The email addresses you use for 'My Account' and 'Delay Repay' must match.)

To find out more about Automated Delay Repay, visit: **southwesternrailway.com/contact-and-help/refunds-and-compensation/delay-repay/automated-delay-repay**.



MONDAY TO FRIDAY
Basingstoke and Alton to Woking and London Waterloo (Suburban Services)

											★	★	★	★	★	★	★	★	★	★	★	★	★	★	★	★				
	Notes	B																												
Basingstoke	d			0454				0539		0550				0623			0643		0654	0706						0724				
Hook	d			0501						0557				0630					0701	0713						0731				
Winchfield	d			0505						0601				0634					0705	0717						0735				
Fleet	d			0510				0550		0606				0640			0654		0710	0722						0740				
Farnborough	d			0516				0556		0612				0645			0700		0716	0728						0746				
Alton	d									0542				0612					0644							0714				
Bentley	d									0549				0619					0651							0721				
Farnham	a									0555				0624					0656							0726				
Farnham	d									0556				0626					0658							0728				
Aldershot	d									0602				0632					0704							0734				
Ash Vale	d									0607				0637					0709							0739				
Brookwood	d			0523						0614	0619			0644	0652				0716	0723						0746	0753			
Guildford	d	0420		0514						0550k		0616k	0627k											0718k		0728k	0745k			
Worplesdon	d			0519						0555k		0621k											0658k		0734k	0751k				
Woking	a	0428		0524	0528			0605		0619	0624			0649	0657				0710	0721	0728					0751	0758			
Woking	d	0430	0527	0532	0529		0543	0604	0606		0620	0626	0632	0641	0650	0659		0701	0707	0711	0723	0729			0732	0747	0752	0800	0802	
West Byfleet	d		0532	0536			0547	0608			0625		0636	0646				0706	0713						0737	0746	0754	0806		
Byfleet & New Haw	d		0535a	0539		┌		0611					0639	0649					0710	0716						0749	0757			
Weybridge	d			0542		┌	0542	0551	0614				0642	0652					0710	0720						0741	0752	0801	0811	
Walton-on-Thames	d			0546	0555		0546	0555	0618				0646	0656					0715	0724						0746	0757	0806	0815	
Hersham	d			0548			0548		0620				0649	0659					0718	0728						0749	0800	0809	0817	
Esher	d			0551			0551		0623		┌		0652	0702			0710	0721	0731							0752	0803	0813	0821	
Surbiton	a	0454		0540	0555	0601	0627		0627	0635	0640	0656	0706				0714	0725	0735							0756	0807	0818		0825
Wimbledon	a	0501		0548	0604	0620r	┌		0635		0647	0704					0724	0743r	0750r							0820r			0843r	
Earlsfield	a			0608	0624r				0639	0653r		0708					0728	0747r	0754r							0824r			0847r	
Clapham Junction	a	0508		0600	0612	0627r			0625	0642	0648	0712		0710			0739v	0751r	0758r							0828r			0851r	
Vauxhall	a			0607	0617	0632r			0647	0702c	0710c	0717		0725c			0744v	0756r	0803r							0833r			0856r	
London Waterloo	a	0518		0612	0622	0620		0634	0652	0656	0704	0724	0726	0720	0728	0743	0743	0759	0738	0751	0759	0806	0820	0826	0836	0822	0829	0844		

Late night and weekend trains may be altered due to engineering works.
Please check at southwesternrailway.com before travelling.

★ Passengers travelling with cycles may not join or leave services at stations with train times shown in blue.
For guide to all other notes and symbols see end of timetable.

MONDAY TO FRIDAY
Basingstoke and Alton to Woking and London Waterloo (Suburban Services)

	Notes	★	★	★	★	★	★	★	★	★	★	★	★	★	★	★	★	★	★	★	★	★	★	★	★	★	★				
Basingstoke	d		0736			0752		0805			0821	0843			0854	0901		0916		0924	0943			0954		1017		1024	1043		
Hook	d		0743			0759		0812			0828				0901			0916		0924	0931			1001		1017		1031	1043		
Winchfield	d		0747			0804		0816			0833				0905			0916		0924	0935			1005		1017		1035	1043		
Fleet	d		0752			0809		0822			0838	0854			0910			0927		0940	0954			1010		1030		1040	1054		
Farnborough	d		0758			0815		0828			0844	0900			0916			0932		0946	1000			1016		1030		1046	1100		
Alton	d				0744						0814							0914						0944			1014				
Bentley	d				0751						0821							0921						0951			1021				
Farnham	a				0756						0826							0926						0956			1026				
Farnham	d	0739			0758						0828							0928						0958			1028				
Aldershot	d	0746			0804						0834							0934						1004			1034				
Ash Vale	d	0750			0809						0839							0939						1009			1039				
Brookwood	d	0757			0816	0823					0846	0851			0916	0923				0946	0953			1016	1023			1046	1053		
Guildford	d										0834k			0846	0904k			0919k						1004k		1019k		1034k		1049k	
Worplesdon	d					0808k					0840k			0851	0910k									1004k		1019k		1034k		1049k	
Woking	a	0803	0808		0821	0828	0830	0838			0851	0856			0859	0921	0928		0941	0951	0958			1021	1028		1039	1051	1058		
Woking	d	0805	0809	0817	0824	0830	0832	0839	0847	0852	0858			0902	0922	0929	0933	0943	0952	0959			1003	1022	1029	1033	1041	1052	1059		1103
West Byfleet	d	0816		0826			0836		0853					0906	0927		0937		0957				1007	1027		1037		1057			1107
Byfleet & New Haw	d	0819		0829			0839		0857					0909			0940						1010			1040					1110
Weybridge	d	0822		0832			0843		0901					0913			0943			1006			1013		1036	1043		1106			1113
Walton-on-Thames	d	0827		0836			0847		0906					0917		0940	0947			1010			1017		1040	1047		1110			1117
Hersham	d	0830		0839			0849		0909					0919			0949						1019			1049					1119
Esher	d	0833		0843			0852		0913					0922			0952						1022			1052					1122
Surbiton	a	0837		0847			0856		0917					0926	0937	0946	0956		1007	1016			1026	1037	1046	1056		1107	1116		1126
Wimbledon	a						0904							0934			1004						1034			1104					1134
Earlsfield	a						0908							0938			1008						1038			1108					1138
Clapham Junction	a						0912					0926	0942	0950	0957	1012				1025			1042	1049	1057	1112		1121		1125	1142
Vauxhall	a						0917							0947			1017						1047			1117					1147
London Waterloo	a	0859	0838	0906	0852	0859	0924	0910	0940	0921	0930	0937	0954	0959	1005	1022	1008	1027	1036	1034			1052	1058	1105	1122	1108	1129	1136	1134	1152

Late night and weekend trains may be altered due to engineering works.
Please check at southwesternrailway.com before travelling.

★ Passengers travelling with cycles may not join or leave services at stations with train times shown in blue.
For guide to all other notes and symbols see end of timetable.

MONDAY TO FRIDAY
Basingstoke and Alton to Woking and London Waterloo (Suburban Services)

	Notes																												
Basingstoke	d		1054		1117		1124	1143			1154		1217		1224	1243			1254		1317		1324	1343		1354	1417		
Hook	d		1101				1131				1201				1231				1301			1331			1401				
Winchfield	d		1105				1135				1205				1235				1305			1335			1405				
Fleet	d		1110				1140	1154			1210				1240	1254			1310			1340	1354		1410				
Farnborough	d		1116		1130		1146	1200			1216		1230		1246	1300			1316		1330		1346	1400		1416	1430		
Alton	d	1044					1115				1144				1215				1244			1315				1344			
Bentley	d	1051									1151								1251							1351			
Farnham	a	1056					1125				1156				1225				1256			1325				1356			
Farnham	d	1058					1128				1158				1228				1258			1328				1358			
Aldershot	d	1104					1134				1204				1234				1304			1334				1404			
Ash Vale	d	1109					1139				1209				1239				1309			1339				1409			
Brookwood	d	1116	1123			1146	1153			1216	1223			1246	1253			1316	1323			1346	1353			1416	1423		
Guildford	d	1104k		1119k		1134k		1149k	1204k		1219k			1234k			1249k	1304k		1319k		1334k			1349k	1404k	1419k		
Worplesdon	d					1140k								1240k								1340k							
Woking	a	1121	1128		1139	1151	1158		1221	1228		1240	1251	1258			1321	1328		1339	1351	1358			1421	1428	1439		
Woking	d	1122	1129	1133	1141	1152	1159		1203	1222	1229	1233	1241	1252	1259		1303	1322	1329	1333	1341	1352	1359		1403	1422	1429	1433	1441
West Byfleet	d	1127		1137		1157			1207	1227		1237		1257		1307	1327		1337		1357				1407	1427	1437		
Byfleet & New Haw	d			1140					1210			1240				1310			1340						1410		1440		
Weybridge	d		1136	1143		1206			1213		1236	1243		1306		1313		1336	1343			1406			1413		1436	1443	
Walton-on-Thames	d		1140	1147		1210			1217		1240	1247		1310		1317		1340	1347			1410			1417		1440	1447	
Hersham	d			1149					1219			1249				1319			1349						1419		1449		
Esher	d			1152					1222			1252				1322			1352						1422		1452		
Surbiton	a	1137	1146	1156		1207	1216		1226	1237	1246	1256		1307	1316		1326	1337	1346	1356		1407	1416		1426	1437	1446	1456	
Wimbledon	a			1204					1234			1304				1334			1404						1434		1504		
Earlsfield	a			1208					1238			1308				1338			1408						1438		1508		
Clapham Junction	a	1149	1157	1212		1219		1225	1242	1249	1257	1312		1319		1342	1349	1357	1412		1419		1425	1442	1449	1457	1512		
Vauxhall	a			1217					1247			1317				1347			1417						1447		1517		
London Waterloo	a	1158	1206	1222	1208	1228	1238	1234	1252	1258	1305	1322	1308	1328	1336	1334	1352	1358	1408	1422	1408	1428	1436	1434	1452	1458	1506	1522	1508

Late night and weekend trains may be altered due to engineering works.

 Please check at southwesternrailway.com before travelling.

For guide to notes and symbols see end of timetable.

MONDAY TO FRIDAY
Basingstoke and Alton to Woking and London Waterloo (Suburban Services)

	Notes																																
Basingstoke	d		1424	1443			1454		1517		1524	1543			1554		1617		1624	1643			1654		1717		1724	1743					
Hook	d		1431				1501				1531				1601				1631				1701			1731		1743					
Winchfield	d		1435				1505				1535				1605				1635				1705			1735		1743					
Fleet	d		1440	1454			1510				1540	1554			1610				1640	1654			1710			1740	1754						
Farnborough	d		1446	1500			1516		1530		1546	1600			1616		1630		1646	1700			1716		1730	1746	1800						
Alton	d	1415					1444				1515				1544				1615				1644				1714						
Bentley	d						1451								1551								1651				1721						
Farnham	a	1425					1456				1525								1625				1656				1726						
Farnham	d	1428					1458				1528								1628				1658				1728						
Aldershot	d	1434					1504				1534				1604				1634				1704				1734						
Ash Vale	d	1439					1509				1539				1609				1639				1709				1739						
Brookwood	d	1446	1453				1516	1523			1546	1553			1616	1623			1646	1653			1716	1723			1746	1753					
Guildford	d	1434k				1449k	1504k		1519k		1534k			1549k	1601k		1619k		1634k			1649k	1701k		1719k		1734k						
Worplesdon	d	1440k									1540k				1607k				1640k				1707k				1740k						
Woking	a	1451	1458				1521	1528			1539	1551	1558			1621	1628		1639	1651	1658			1721	1728		1739	1751	1758				
Woking	d	1452	1459			1503	1522	1529	1533	1541	1552	1559			1603	1622	1629	1633	1641	1652	1659			1702	1722	1729	1732	1741	1752	1759		1802	
West Byfleet	d	1457				1507	1527		1537		1557				1607	1627	1637	1640	1647	1657			1706	1727		1736	1757			1806		1806	
Byfleet & New Haw	d					1510			1540						1610		1640						1709			1739				1809		1809	
Weybridge	d		1506			1513		1536	1543			1606			1613	1636	1643			1706			1712		1736	1742		1806			1812		1812
Walton-on-Thames	d		1510			1517		1540	1547			1610			1617	1640	1647			1710			1716		1740	1746		1810			1816		1816
Hersham	d					1519			1549						1619		1649						1718		1748					1818		1818	
Esher	d					1522			1552						1622		1652						1721		1751					1821		1821	
Surbiton	a	1507	1516			1526	1537	1546	1556			1607	1616		1626	1637	1646	1656		1707	1716			1725	1737	1746	1755		1807	1816		1825	
Wimbledon	a					1534			1604						1634			1705					1735			1804				1834		1834	
Earlsfield	a					1538			1608						1638			1708					1738			1808				1838		1838	
Clapham Junction	a	1519		1525		1542	1549	1557	1612			1625	1642	1650	1657	1712					1725	1742	1750	1757	1811		1821		1825	1842		1842	
Vauxhall	a					1547			1617				1647		1647			1717					1747		1816					1847		1847	
London Waterloo	a	1528	1538	1534	1552	1558	1606	1622	1609	1624	1638	1634	1652	1659	1708	1722	1722	1736	1736	1752	1752	1759	1808	1821	1812	1829	1840	1838	1853		1853		

Late night and weekend trains may be altered due to engineering works.
Please check at southwesternrailway.com before travelling.

For guide to notes and symbols see end of timetable.

MONDAY TO FRIDAY
Basingstoke and Alton to Woking and London Waterloo (Suburban Services)

Notes																													
Basingstoke	d		1754		1817		1824	1843			1854		1917		1924	1943			1954		2017		2024	2043		2054			
Hook	d		1801			1831				1901					1931				2001			2031			2101				
Winchfield	d		1805			1835				1905					1935				2005			2035			2105				
Fleet	d		1810			1840	1854			1910					1940	1954			2010			2040	2054		2110				
Farnborough	d		1816		1830		1846	1900			1916		1931		1946	2000			2016		2030	2046	2100		2116				
Alton	d	1744				1814				1835					1908				1938			2015			2044	2115			
Bentley	d	1751				1823				1842									1945						2051				
Farnham	a	1756				1827				1847					1918				1952			2025			2056	2125			
Farnham	d	1758				1828				1858					1928				1958			2028			2058	2128			
Aldershot	d	1804				1834				1904					1934				2004			2034			2104	2134			
Ash Vale	d	1809				1839				1909					1939				2009			2039			2109	2139			
Brookwood	d	1816	1823			1846	1853			1916	1923			1946	1953				2016	2023			2046	2053		2116	2123	2146	
Guildford	d	1801k				1834k				1901k					1934k				1949k	2004k		2019k			2034k	2049k	2104k	2119k	2134k
Worplesdon	d	1807k				1840k				1907k					1940k											2040k		2104k	2140k
Woking	a	1821	1828		1840	1852	1858			1921	1928		1941	1951	1958				2021	2028		2039	2051	2058		2121	2128	2151	
Woking	d	1822	1829	1832	1841	1852	1859		1902	1922	1929	1933	1941	1952	1959		2002	2022	2029	2033	2041	2052	2059		2103	2122	2129	2133	2152
West Byfleet	d	1827		1836		1857			1906	1927		1937		1957			2006	2027		2037		2057			2107	2127	2137	2157	
Byfleet & New Haw	d			1839					1909			1940					2009			2040					2110		2140		
Weybridge	d		1836	1842		1906			1912	1943				2006			2036		2043		2106				2113	2136	2143		
Walton-on-Thames	d		1840	1846		1910			1916	1940	1947			2010			2016	2040	2047		2110				2117	2140	2147		
Hersham	d			1848					1918		1949						2018		2049						2119	2149			
Esher	d			1851					1921		1952						2021		2052						2122	2152			
Surbiton	a	1837	1846	1855		1907	1916		1925	1937	1947	1956		2007	2016		2025	2037	2046	2056		2107	2116		2126	2137	2146	2156	2207
Wimbledon	a			1905					1935			2004					2035			2104					2134		2204		
Earlsfield	a			1908					1939			2008					2039			2108					2138		2208		
Clapham Junction	a	1849	1858	1911			1926	1941	1949	1958	2012			2019		2027	2041	2049	2100	2112		2123		2127	2142	2150	2157	2212	2220
Vauxhall	a			1916				1946			2017						2046			2117					2147		2217		
London Waterloo	a	1859	1906	1924	1908	1926	1936	1934	1952	1957	2007	2022	2009	2028	2039	2035	2052	2058	2108	2122	2110	2134	2138	2138	2152	2158	2205	2222	2229

Late night and weekend trains may be altered due to engineering works.
Please check at southwesternrailway.com before travelling.

For guide to notes and symbols see end of timetable.

SATURDAY

Basingstoke and Alton to Woking and London Waterloo (Suburban Services)

Notes		B		1		1		1	1		1	1		1	1		1	1		1	1		1	1				
Basingstoke	d			0454		0554		0624		0654		0724	0743		0754		0817		0824	0843			0854					
Hook	d			0501		0601		0631		0701		0731			0801				0831				0901					
Winchfield	d			0505		0605		0635		0705		0735			0805				0835				0905					
Fleet	d			0510		0610		0640		0710		0740	0754		0810				0840	0854			0910					
Farnborough	d			0516		0616		0646		0716		0746	0800		0816		0830		0846	0900			0916					
Alton	d							0614		0644		0714			0744				0814				0844					
Bentley	d							0621		0651		0721			0751				0821				0851					
Farnham	a							0626		0656		0726			0756				0826				0856					
Farnham	d							0628		0658		0728			0758				0828				0858					
Aldershot	d							0634		0704		0734			0804				0834				0904					
Ash Vale	d							0639		0709		0739			0809				0839				0909					
Brookwood	d			0523		0623		0646	0653	0716	0723	0746	0753		0816	0823		0846	0853			0916	0923					
Guildford	d	0425		0514		0604k		0634k		0704k		0734k		0749k	0804k		0819k		0834k			0849k	0904k					
Worplesdon	d			0519				0640k				0740k							0840k									
Woking	a	0433		0524	0528		0628		0651	0658		0721	0728		0751	0758		0821	0828		0839	0851	0858	0921	0928			
Woking	d	0435	0527	0532	0529		0602	0629	0633	0652	0659	0703	0722	0729	0733	0752	0759		0803	0822	0829	0833	0841	0852	0859	0903	0922	0929
West Byfleet	d		0532	0536			0606		0637	0657		0707	0727		0737	0757		0807	0827		0837	0841	0857		0907	0927		
Byfleet & New Haw	d		0535a	0539		—	0609		0640			0710			0740			0810			0840				0910			
Weybridge	d			0542		—	0612	0636	0643		0706	0713		0736	0743		0806		0813		0836	0843		0906		0913	0936	
Walton-on-Thames	d			0546		—	0616	0640	0647		0710	0717		0740	0747		0810		0817		0840	0847		0910		0917	0940	
Hersham	d			0548		—	0618		0649		0719	0719		0749	0749		0819		0819		0849	0849		0919		0919		
Esher	d			0551		—	0621		0652		0722	0722		0752	0752		0822		0822		0852	0852		0922		0922		
Surbiton	a	0454		0540	0555	0625	0646	0656	0707	0716	0726	0737	0746	0756	0807	0816		0826	0837	0846	0856		0907	0916		0926	0937	0946
Wimbledon	a	0501		0548	0604	0634		0704			0734			0804				0834			0904					0934		
Earlsfield	a				0608	0638		0708			0738			0808				0838			0908					0938		
Clapham Junction	a	0508		0600	0612	0642	0657	0712	0718		0742	0749	0757	0812	0819		0827	0842	0849	0857	0912		0919		0925	0942	0949	0957
Vauxhall	a			0607	0617	0647		0717			0747			0817				0847			0917					0947		
London Waterloo	a	0518		0612	0622	0654	0705	0722	0727	0735	0752	0759	0806	0822	0828	0840	0838	0852	0858	0909	0922	0909	0928	0938	0934	0952	0958	1008

Late night and weekend trains may be altered due to engineering works.
Please check at southwesternrailway.com before travelling.

For guide to notes and symbols see end of timetable.

SATURDAY

Basingstoke and Alton to Woking and London Waterloo (Suburban Services)

Notes																														
Basingstoke	d		0917		0924	0943			0954		1017		1024	1043			1054		1117		1124	1143			1154		1217		1224	
Hook	d				0931				1001				1031				1101				1131				1201			1231		
Winchfield	d				0935				1005				1035				1105				1135				1205			1235		
Fleet	d				0940	0954			1010				1040	1054			1110				1140	1154			1210			1240		
Farnborough	d		0930		0946	1000			1016		1030		1046	1100			1116		1130		1146	1200			1216		1230	1246		
Alton	d				0914				0944				1014				1044				1115				1144			1215		
Bentley	d				0921				0951				1021				1051								1151					
Farnham	a				0926				0956				1026				1056				1125				1156			1225		
Farnham	d				0928				0958				1028				1058				1128				1158			1228		
Aldershot	d				0934				1004				1034				1104				1134				1204			1234		
Ash Vale	d				0939				1009				1039				1109				1139				1209			1239		
Brookwood	d			0946	0953			1016	1023			1046	1053			1116	1123			1146	1153			1216	1223			1246	1253	
Guildford	d	0919k			0934k			0949k	1004k			1019k			1049k	1104k				1119k				1149k	1204k			1219k		
Worplesdon	d				0940k								1040k								1140k							1240k		
Woking	a		0939	0951	0958			1021	1028		1039	1051	1058			1121	1128		1140	1151	1158			1221	1228		1239	1251	1258	
Woking	d	0933	0941	0952	0959		1003	1022	1029	1033	1041	1052	1059		1103	1122	1129	1133	1141	1152	1159			1203	1222	1229	1233	1241	1252	1259
West Byfleet	d	0937		0957			1007	1027		1037		1057			1107	1127		1137		1157				1207	1227		1237	1257		
Byfleet & New Haw	d	0940					1010			1040					1110			1140						1210			1240			
Weybridge	d	0943			1006		1013		1036	1043				1106			1136	1143			1206			1213		1236	1243		1306	
Walton-on-Thames	d	0947			1010		1017		1040	1047				1110			1140	1147			1210			1217		1240	1247		1310	
Hersham	d	0949					1019			1049					1119			1149						1219		1249				
Esher	d	0952					1022			1052					1122			1152						1222		1252				
Surbiton	a	0956		1007	1016		1026	1037	1046	1056		1107	1116		1126	1137	1146	1156		1207	1216			1226	1237	1246	1256		1307	1316
Wimbledon	a	1004					1034			1104					1134			1204						1234			1304			
Earlsfield	a	1008					1038			1108					1138			1208						1238			1308			
Clapham Junction	a	1012		1019		1025	1042	1049	1057	1112		1119		1126	1142	1149	1157	1212		1219		1225	1242	1249	1257	1312		1319		
Vauxhall	a	1017					1047			1117					1147			1217						1247			1317			
London Waterloo	a	1022	1008	1028	1036	1034	1052	1058	1105	1122	1108	1128	1136	1134	1152	1158	1208	1222	1212	1228	1238	1234	1252	1258	1308	1322	1311	1329	1338	

Late night and weekend trains may be altered due to engineering works.

Please check at southwesternrailway.com before travelling.

For guide to notes and symbols see end of timetable.

SATURDAY Basingstoke and Alton to Woking and London Waterloo (Suburban Services)

	Notes	1	2	3	4	5	6	7	8	9	10	11	12	13	14	15	16	17	18	19	20	21	22	23	24								
Basingstoke	d	1243			1254			1317			1324	1343			1354		1417		1424	1443		1454		1517		1524	1543		1554				
Hook	d				1301						1331				1401				1431			1501		1517		1524	1531	1543	1554				
Winchfield	d				1305						1335				1405				1435			1505		1517		1524	1535	1543	1605				
Fleet	d	1254			1310						1340	1354			1410				1440	1454		1510		1530		1540	1554	1610					
Farnborough	d	1300			1316			1330			1346	1400			1416		1430		1446	1500		1516		1530		1546	1600	1616					
Alton	d				1244						1315				1344				1415			1444			1515			1544					
Bentley	d				1251						1351				1351				1425			1451			1525			1551					
Farnham	a				1256						1325				1356				1425			1456			1525			1556					
Farnham	d				1258						1328				1358				1428			1458			1528			1558					
Aldershot	d				1304						1334				1404				1434			1504			1534			1604					
Ash Vale	d				1309						1339				1409				1439			1509			1539			1609					
Brookwood	d				1316	1323					1346	1353			1416	1423			1446	1453		1516	1523			1546	1553		1616	1623			
Guildford	d		1249k	1304k		1319k					1334k			1349k	1404k		1419k		1434k			1449k	1504k		1519k		1534k		1549k	1604k			
Worplesdon	d										1340k								1440k														
Woking	a				1321	1328					1339	1351	1358		1421	1428			1439	1451	1458		1521	1528		1539	1551	1558		1621	1628		
Woking	d				1303	1322	1329	1333	1341	1352	1359			1403	1422	1429	1433	1441	1452	1459		1503	1522	1529	1533	1541	1552	1559		1603	1622	1629	
West Byfleet	d				1307	1327					1337			1407	1427	1437			1457			1507	1527	1529	1537	1541	1557		1607	1627			
Byfleet & New Haw	d				1310						1340				1410							1510		1540				1610					
Weybridge	d				1313		1336	1343				1406			1413	1436	1443			1506		1513	1536	1543		1606		1613	1636				
Walton-on-Thames	d				1317		1340	1347				1410			1417	1440	1447			1510		1517	1540	1547		1610		1617	1640				
Hersham	d				1319			1349							1419		1449					1519		1549				1619					
Esher	d				1322			1352							1422		1452					1522		1552				1622					
Surbiton	a				1326	1337	1346	1356			1407	1416			1426	1437	1446	1456		1507	1516		1526	1537	1546	1556		1607	1616		1626	1637	1646
Wimbledon	a				1334			1404							1434		1504					1534		1604				1634					
Earlsfield	a				1338			1408							1438		1508					1538		1608				1638					
Clapham Junction	a	1325	1342	1349	1357	1412		1419				1425		1442	1449	1457	1512		1519		1525	1542	1549	1557	1612		1619		1625	1642	1649	1657	
Vauxhall	a				1347			1417							1447		1517					1547		1617				1647					
London Waterloo	a	1334	1352	1358	1409	1422	1411	1429	1438	1434	1452	1458	1505	1522	1511	1529	1538	1534	1552	1558	1605	1622	1611	1628	1636	1634	1652	1658	1706				

Late night and weekend trains may be altered due to engineering works.
Please check at southwesternrailway.com before travelling.

For guide to notes and symbols see end of timetable.

SATURDAY Basingstoke and Alton to Woking and London Waterloo (Suburban Services)

Notes			1	2	3	4	5	6	7	8	9	10	11	12	13	14	15	16	17	18	19	20	21	22	23	24	25								
Basingstoke	d		1617		1624	1643			1654		1717		1724	1743			1754		1817		1824	1843			1854		1917		1924						
Hook	d				1631				1701				1731				1801				1831				1901			1931							
Winchfield	d				1635				1705				1735				1805				1835				1905			1935							
Fleet	d				1640	1654			1710				1740	1754			1810				1840	1854			1910			1940							
Farnborough	d		1630		1646	1700			1716		1730		1746	1800			1816		1830		1846	1900			1916		1930		1946						
Alton	d				1615				1644				1715				1744				1815				1844			1915							
Bentley	d								1651								1751							1851											
Farnham	a				1625				1656				1725				1756				1825				1856			1925							
Farnham	d				1628				1658				1728				1758				1828				1858			1928							
Aldershot	d				1634				1704				1734				1804				1834				1904			1934							
Ash Vale	d				1639				1709				1739				1809				1839				1909			1939							
Brookwood	d				1646	1653			1716	1723			1746	1753			1816	1823			1846	1853			1916	1923			1946	1953					
Guildford	d	1619k			1634k			1649k	1704k			1719k			1749k	1804k			1819k					1849k	1904k			1919k		1934k					
Worplesdon	d				1640k								1740k								1840k							1940k							
Woking	a		1639	1651	1658				1721	1728			1739	1751	1758			1821	1828		1839	1851	1858			1921	1928		1939	1951	1958				
Woking	d	1633	1641	1652	1659			1703	1722	1729	1733	1741	1752	1759		1803	1822	1829	1833	1841	1852	1859			1903	1922	1929	1933	1941	1952	1959				
West Byfleet	d	1637		1657				1707	1727			1737	1757		1807	1827		1837	1841	1857				1907	1927		1937	1941	1957						
Byfleet & New Haw	d	1640						1710				1740			1810			1840						1910			1940								
Weybridge	d	1643			1706			1713		1736	1743			1806			1836	1843			1906			1913		1936	1943			2006					
Walton-on-Thames	d	1647			1710			1717		1740	1747			1810			1840	1847			1910			1917		1940	1947			2010					
Hersham	d	1649						1719			1749			1819			1849	1849			1919			1919		1949	1949								
Esher	d	1652						1722			1752			1822			1852				1922			1922		1952	1952								
Surbiton	a	1656			1707	1716			1726	1737	1746	1756		1807	1816			1826	1837	1846	1856			1907	1916			1926	1937	1946	1956			2007	2016
Wimbledon	a	1704						1734			1804			1834			1904							1934			2004								
Earlsfield	a	1708						1738			1808			1838			1908							1938			2008								
Clapham Junction	a	1712			1719			1742	1749	1757	1812			1819		1825	1842	1849	1857	1912			1919		1925	1942	1949	1957	2012			2019			
Vauxhall	a	1717						1747			1817			1847			1917							1947			2017								
London Waterloo	a	1722	1709	1728	1736	1734	1752	1758	1805	1822	1808	1828	1837	1834	1852	1858	1905	1922	1908	1928	1937	1934	1952	1958	2005	2022	2009	2028	2037						

Late night and weekend trains may be altered due to engineering works.
 Please check at southwesternrailway.com before travelling.

For guide to notes and symbols see end of timetable.

SATURDAY Basingstoke and Alton to Woking and London Waterloo (Suburban Services)

Notes																																						
Basingstoke	d	1943			1954			2017			2024	2043				2054			2124			2143			2154			2224			2243			2254				
Hook	d				2001						2031					2101			2131						2201			2231			2243			2301				
Winchfield	d				2005						2035					2105			2135						2205			2235			2243			2305				
Fleet	d	1954			2010						2040	2054				2110			2140						2210			2240			2254			2310				
Farnborough	d	2000			2016			2030			2046	2100				2116			2146						2216			2246			2300			2316				
Alton	d				1944						2015					2044			2115						2144			2215						2244				
Bentley	d				1951											2051									2151									2251				
Farnham	a				1956						2025								2125						2156			2225						2256				
Farnham	d				1958						2028								2128						2158			2228						2258				
Aldershot	d				2004						2034					2104			2134						2204			2234						2304				
Ash Vale	d				2009						2039					2109			2139						2209			2239						2309				
Brookwood	d				2016	2023					2046	2053				2116	2123								2216	2223			2246	2253				2316	2323			
Guildford	d				1949k	2004k					2019k					2049k	2104k								2204k										2304k			
Worplesdon	d																		2140k								2240k											
Woking	a				2021	2028					2039	2051	2058						2121	2128					2209	2221	2228							2309	2321	2328		
Woking	d				2003	2022	2029	2033	2041	2052	2059					2103	2122	2129	2133	2152	2159	2203	2210			2222	2229	2233	2252	2259	2303	2310			2322	2333		
West Byfleet	d				2007	2027				2037	2057					2107	2127	2129	2137	2157	2207	2210			2227	2237	2257	2259	2307	2310				2327	2337			
Byfleet & New Haw	d				2010					2040						2110			2140						2210			2240							2340			
Weybridge	d				2013					2036	2043					2113			2143						2213			2243							2343			
Walton-on-Thames	d				2017					2040	2047					2110			2147						2210			2247							2347			
Hersham	d				2019					2049						2119			2149						2219			2249							2349			
Esher	d				2022					2052						2122			2152						2222			2252							2352			
Surbiton	a				2026	2037	2046	2056			2107	2116				2126	2137	2146	2156	2207	2216	2227			2227	2237	2246	2256	2307	2316	2326				2326	2337	2357	
Wimbledon	a				2034					2104						2134			2204						2234			2304								2334	0006	
Earlsfield	a				2038					2108						2138			2208						2238			2308								2338		
Clapham Junction	a	2025	2042	2049	2057					2112					2142	2149	2159	2212	2219						2242	2252	2257	2312	2320						2338	2342	2352	0021
Vauxhall	a				2047					2117					2147			2217							2247			2317								2347	0027	
London Waterloo	a	2034	2052	2058	2106	2122	2110	2128	2139	2136	2152	2158	2208	2222	2228	2234			2238	2253	2301	2309	2324	2330	2332										2339	2354	0001	0034

Late night and weekend trains may be altered due to engineering works. Please check at southwesternrailway.com before travelling.

For guide to notes and symbols see end of timetable.

SATURDAY

Basingstoke and Alton to Woking and London Waterloo (Suburban Services)

<i>Notes</i>	□	□	□	□																																														
Basingstoke	d			2343																																														
Hook	d			2351																																														
Winchfield	d			2355																																														
Fleet	d			0001																																														
Farnborough	d			0006																																														
Alton	d	2315																																																
Bentley	d																																																	
Farnham	a	2325																																																
Farnham	d	2328																																																
Aldershot	d	2334																																																
Ash Vale	d	2339																																																
Brookwood	d	2346		0013																																														
Guildford	d		2339																																															
Worplesdon	d		2345																																															
Woking	a	2351	2350	0018																																														
Woking	d		2356	0020																																														
West Byfleet	d			0025																																														
Byfleet & New Haw	d																																																	
Weybridge	d			0029																																														
Walton-on-Thames	d			0033																																														
Hersham	d																																																	
Esher	d																																																	
Surbiton	a		0007	0039																																														
Wimbledon	a		0016	0047																																														
Earlsfield	a																																																	
Clapham Junction	a		0022	0053																																														
Vauxhall	a																																																	
London Waterloo	a		0032	0104																																														

Late night and weekend trains may be altered due to engineering works.
Please check at southwesternrailway.com before travelling.

For guide to notes and symbols see end of timetable.

SUNDAY

Basingstoke and Alton to Woking and London Waterloo (Suburban Services)

Notes				B	□	□			B	□	□				B	□	□			B	□	□								
Basingstoke	d				0716					0816						0916					1016					1116				
Hook	d				0723					0823						0923					1023					1123				
Winchfield	d				0727					0827						0927					1027					1127				
Fleet	d				0732					0832						0932					1032					1132				
Farnborough	d				0738					0838						0938					1038					1138				
Alton	d															0915					1015					1115				
Bentley	d															0923					1023					1123				
Farnham	a															0928					1028					1128				
Farnham	d					0730				0830						0930					1030					1130				
Aldershot	d					0736				0836						0936					1036					1136				
Ash Vale	d					0741				0841						0941					1041					1141				
Brookwood	d				0745	0748				0845	0848					0945	0948				1045	1048				1145	1148			
Guildford	d							0757	0824	0835k			0857	0924	0935k						0957	1024	1035k		1057	1124	1135k		1157	1224
Worplesdon	d		0657	0724				0757	0830				0924			0930					1024	1030			1057	1130		1157	1230	
Woking	a		0705	0734		0750	0754	0805	0834		0850	0854	0905	0934		0950	0954	1005	1034		1050	1054		1105	1134		1150	1154	1205	1234
Woking	d	0636	0706	0736	0752	0758		0806	0836	0852	0858		0906	0936	0952	0958		1006	1036	1052	1058		1106	1136	1152	1158		1206	1236	
West Byfleet	d	0640	0710	0740	0756			0810	0840	0856			0910	0940	0956			1010	1040	1056			1110	1140	1156			1210	1240	
Byfleet & New Haw	d	0643	0713	0743	0759a			0813	0843	0859a			0913	0943	0959a			1013	1043	1059a			1113	1143	1159a			1213	1243	
Weybridge	d	0646	0716	0746				0816	0846				0916	0946				1016	1046				1116	1146			1216	1246		
Walton-on-Thames	d	0650	0720	0750				0820	0850				0920	0950				1020	1050				1120	1150			1220	1250		
Hersham	d	0652	0722	0752				0822	0852				0922	0952				1022	1052				1122	1152			1222	1252		
Esher	d	0655	0725	0755				0825	0855				0925	0955				1025	1055				1125	1155			1225	1255		
Surbiton	a	0659	0729	0759		0809	0830	0859			0909	0929	0959			1009	1029	1059			1109	1129	1159			1209	1229	1259		
Wimbledon	a	0707	0737	0806		0820	0836	0906			0919	0937	1008			1017	1037	1107			1117	1137	1207			1217	1237	1307		
Earlsfield	a	0712	0742	0811			0841	0911				0941	1012			1041	1111				1141	1211				1241	1311			
Clapham Junction	a	0715	0745	0816		0827	0844	0914			0926	0947	1015			1023	1045	1116			1123	1145	1216			1223	1245	1315		
Vauxhall	a	0720	0750	0821			0850	0920				0952	1020			1050	1121				1150	1221				1250	1320			
London Waterloo	a	0727	0757	0828		0839	0857	0927			0939	0959	1027			1034	1055	1126			1134	1155	1226			1234	1255	1325		

Late night and weekend trains may be altered due to engineering works.
Please check at southwesternrailway.com before travelling.

For guide to notes and symbols see end of timetable.

SUNDAY

Basingstoke and Alton to Woking and London Waterloo (Suburban Services)

Notes	B	□	□			B	□	□		□	□		B	□	□		□	□		B	□	□		□	□		B							
Basingstoke	d		1216					1316						1416				1450							1516				1550					
Hook	d		1223					1323						1423				1450							1523				1550					
Winchfield	d		1227					1327						1427				1450							1527				1550					
Fleet	d		1232					1332						1432				1502							1532				1602					
Farnborough	d		1238					1338						1438				1508							1538				1608					
Alton	d			1215											1415				1445							1515			1545					
Bentley	d			1223											1423				1445							1523			1545					
Farnham	a			1228											1428				1455							1528			1555					
Farnham	d			1230											1430				1500							1530			1600					
Aldershot	d			1236											1436				1506							1536			1606					
Ash Vale	d			1241											1441				1511							1541			1611					
Brookwood	d		1245	1248				1345	1348					1445	1448				1515	1518						1545	1548			1615	1618			
Guildford	d	1235k				1257	1324	1335k					1357		1405k				1457		1505k				1524	1535k			1557	1605k	1624	1635k		
Worplesdon	d					1305	1330						1430	1435k					1457		1505k				1530	1535k			1557	1605k	1624	1635k		
Woking	a		1250	1254		1305	1334			1350	1354		1405	1420	1424			1434		1450	1454			1505	1520	1524	1534		1550	1554	1605	1620	1624	1634
Woking	d	1252		1258		1306	1336	1352		1358		1406		1428		1436	1452		1458		1506		1528		1536	1552		1558	1606	1628	1636	1652		
West Byfleet	d	1256				1310	1340	1356				1410		1428		1440	1456		1458		1510		1528		1540	1556		1558	1610	1628	1640	1656		
Byfleet & New Haw	d	1259a				1313	1343	1359a				1413		1428		1443	1459a		1458		1513		1528		1543	1559a		1558	1613	1628	1643	1659a		
Weybridge	d					1316	1346					1416		1428		1446			1458		1516		1528		1546		1558	1616	1634	1646				
Walton-on-Thames	d					1320	1350					1420		1428		1450			1458		1520		1528		1546		1558	1620	1638	1650				
Hersham	d					1322	1352					1422		1428		1452			1458		1522		1528		1546		1558	1622	1638	1652				
Esher	d					1325	1355					1425		1428		1455			1458		1525		1528		1546		1558	1625	1638	1655				
Surbiton	a		1309	1329	1359					1409	1429		1445	1459					1509	1529				1545	1559		1609	1629	1645	1659				
Wimbledon	a		1317	1337	1407					1417	1437		1452	1507					1517	1537				1552	1607		1617	1637	1652	1707				
Earlsfield	a			1341	1411						1441			1511					1541	1541				1561	1611		1641	1641	1711					
Clapham Junction	a		1323	1345	1415					1423	1445		1458	1515					1523	1545				1558	1615		1623	1645	1658	1715				
Vauxhall	a			1350	1420						1450			1520					1550	1550				1560	1620		1650	1650	1720					
London Waterloo	a		1334	1355	1425					1434	1455			1509	1525				1534	1555				1609	1625		1634	1655	1709	1725				

Late night and weekend trains may be altered due to engineering works.
Please check at southwesternrailway.com before travelling.

For guide to notes and symbols see end of timetable.

SUNDAY

Basingstoke and Alton to Woking and London Waterloo (Suburban Services)

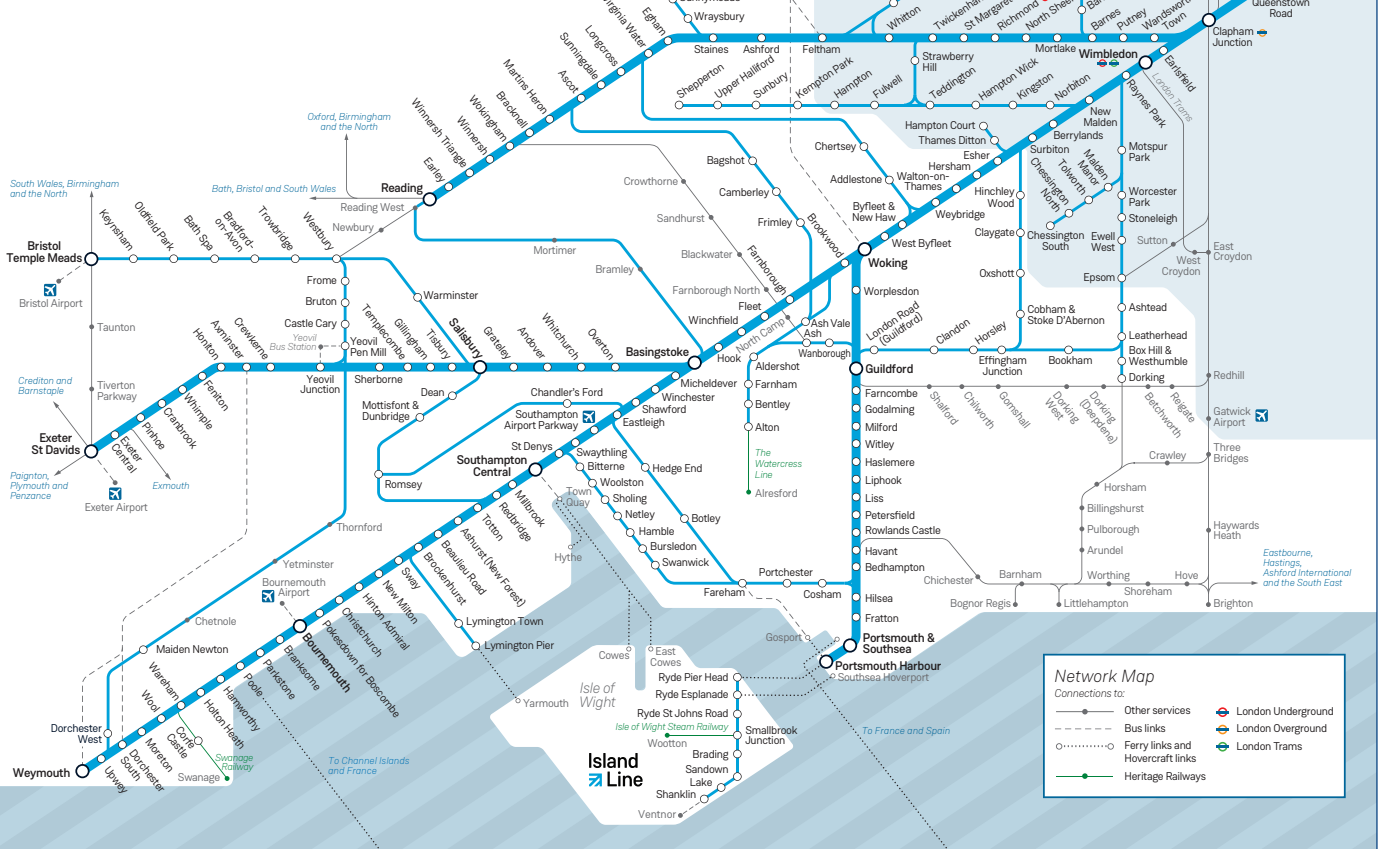
Notes							B						B														
Basingstoke	d	1616			1644	1650																					
Hook	d	1623																									
Winchfield	d	1627																									
Fleet	d	1632				1702																					
Farnborough	d	1638			1658	1708																					
Alton	d		1615				1645																				
Bentley	d		1623																								
Farnham	a		1628			1655																					
Farnham	d		1630			1700																					
Aldershot	d		1636			1706																					
Ash Vale	d		1641			1711																					
Brookwood	d	1645	1648			1715	1718																				
Guildford	d			1657		1705k	1724	1735k																			
Worplesdon	d						1730																				
Woking	a	1650	1654	1705	1707	1720	1724	1734																			
Woking	d		1658	1706	1709	1728	1736	1752																			
West Byfleet	d			1710			1740	1756																			
Byfleet & New Haw	d			1713			1743	1759a																			
Weybridge	d			1716		1734	1746																				
Walton-on-Thames	d			1720		1738	1750																				
Hersham	d			1722			1752																				
Esher	d			1725			1755																				
Surbiton	a	1709	1729			1745	1759																				
Wimbledon	a	1717	1737			1752	1807																				
Earlsfield	a		1741				1811																				
Clapham Junction	a	1723	1745	1728		1758	1815																				
Vauxhall	a		1750				1820																				
London Waterloo	a	1734	1755	1739		1809	1825																				

and at the same minutes past each hour until

Late night and weekend trains may be altered due to engineering works. Please check at southwesternrailway.com before travelling.

For guide to notes and symbols see end of timetable.

South Western Railway



Changing trains

Most journeys shown in this timetable are direct trains, shown in **bold type**. However, you may be able to make other journeys or reach your destination more quickly by changing trains. To help you find these alternative trains, we show them in the timetable with *light italic type*. A letter against the time will show where you need to change trains – please check the ‘Notes’ section for an explanation of these letters.

Please allow plenty of time to change trains. At most stations you will need to allow at least five minutes. You will need longer at some stations, and this is shown in the ‘Station information’ table in this timetable. For example ⓐ means you should allow 10 minutes to change trains at this station.

ALUA The Alton Line Users’ Association

Founded in 1974 to represent passengers who travel from Alton, Bentley, Farnham, Aldershot and Ash Vale stations.

If you would like to join please contact:

ALUA secretary

Visit www.ALUA.btck.co.uk

MONDAY TO FRIDAY
London Waterloo and Woking to Alton and Basingstoke (Suburban Services)

	Notes																												
London Waterloo	d	0500		0530	0520	0545			0550	0612		0620	0642	0653	0650	0712	0723	0720	0739	0742	0753	0808	0750	0812	0824	0820	0839	0842	0853
Vauxhall	d	0504			0524				0554			0624			0654			0724				0808	0754	0812	0824	0824	0839	0842	0853
Clapham Junction	d	0511		0537u	0529	0552			0559	0619u		0629	0649u	0700u	0659	0720u	0730u	0729	0745u		0800u		0759	0819u		0829	0846u		0900u
Earlsfield	d	0514			0532				0602			0632			0702			0732					0802			0832			
Wimbledon	d	0518		0543	0536				0606			0636			0706			0736					0806			0836			
Surbiton	d	0526			0544				0614	0630		0644	0700	0711	0714	0730	0741	0744		0800	0811		0814	0830	0841	0844		0900	0911
Esher	d	0530			0548				0618			0648			0718			0748					0818			0848			
Hersham	d	0533			0551				0621			0651			0721			0751					0821			0851			
Walton-on-Thames	d	0537			0554				0624	0637		0654	0707		0724	0737		0754		0807			0824	0837		0854		0907	
Weybridge	d	0541			0557				0627	0641		0657	0711		0727	0741		0757		0811			0827	0841		0857		0911	
Byfleet & New Haw	d	0544			0600				0630			0700			0730			0800					0830			0900			
West Byfleet	d	0547			0604				0633			0703		0721	0733		0751	0803			0821		0833		0851	0903			0921
Woking	a	0551		0559	0609	0612			0638	0649		0707	0718	0726	0737	0748	0800	0808		0818	0830	0833	0837	0848	0900	0908		0918	0928
Woking	d	0553	0602	0601	0610	0613	0619	0630		0651	0658	0710	0719	0730	0739	0749	0802			0819	0831	0834	0839	0849	0900			0919	0930
Worplesdon	a				0618				0648k			0718k			0748k			0817k					0848k			0918k			
Guildford	a	0600			0618	0624			0654k			0719	0732k		0747	0804k		0824k		0833k			0850	0902k		0924k		0932k	
Brookwood	d		0608				0625	0636		0657	0706		0725	0736		0755	0808			0825	0837			0855	0906			0925	0936
Ash Vale	d		0616					0645			0717			0744			0816								0914				0944
Aldershot	d		0621					0651			0723			0750			0821								0920				0950
Farnham	a		0626					0656			0728			0755			0826								0925				0955
Farnham	d		0627					0657			0729			0756			0827								0926				0956
Bentley	d		0633					0703			0735			0802			0833												1002
Alton	a		0640					0711			0742			0810			0840								0938				1010
Farnborough	d					0633				0705			0733			0803			0813	0833		0845		0903			0913	0933	
Fleet	d					0638				0710			0738			0808			0819	0838				0908			0919	0938	
Winchfield	d					0644				0716			0744			0814				0844				0914				0944	
Hook	d					0648				0720			0748			0818				0848				0918				0948	
Basingstoke	a			0620				0658			0728			0756			0826			0832	0858		0858		0928			0932	0958

Late night and weekend trains may be altered due to engineering works.
Please check at southwesternrailway.com before travelling.

For guide to notes and symbols see end of timetable.

MONDAY TO FRIDAY
London Waterloo and Woking to Alton and Basingstoke (Suburban Services)

Notes																													
London Waterloo	d	0909	0850	0912	0924	0920	0939	0942	0953	1009	0950	1012	1023	1020	1039	1042	1053	1109	1050	1112	1123	1120	1139	1142	1153	1209	1150	1212	1223
Vauxhall	d		0854			0924	0939	0942	0953		0954	1012	1023	1024					1054			1124	1139	1142	1153	1209	1154	1212	1223
Clapham Junction	d		0859	0919u		0929	0946u		1000u		0959	1019u	1030u	1029	1046u		1100u		1059	1119u	1130u	1129	1146u		1200u		1159	1219u	1230u
Earlsfield	d		0902			0932					1002			1032					1102			1132					1202		
Wimbledon	d		0906			0936					1006			1036					1106			1136					1206		
Surbiton	d		0914	0930	0941	0944		1000	1011		1014	1030	1041	1044		1100	1111		1114	1130	1141	1144		1200	1211		1214	1230	1241
Esher	d		0918			0948					1018			1048					1118			1148					1218		
Hersham	d		0921			0951					1021			1051					1121			1151					1221		
Walton-on-Thames	d		0924	0937		0954		1007			1024	1037		1054		1107			1124	1137		1154		1207		1224	1237		
Weybridge	d		0927	0941		0957		1011			1027	1041		1057		1111			1127	1141		1157		1211		1227	1241		
Byfleet & New Haw	d		0930			1000					1030			1100					1130			1200					1230		
West Byfleet	d		0933		0951	1003			1021		1033		1051	1103			1121		1133		1151	1203			1221		1233		1251
Woking	a	0933	0938	0948	0959	1008		1018	1029	1033	1038	1049	1059	1108		1119	1129	1133	1138	1148	1159	1208		1218	1229	1233	1238	1248	1259
Woking	d	0934		0949	1000			1019	1030	1034		1049	1100			1120	1130	1134		1149	1200			1219	1230	1234		1249	1300
Worplesdon	a					1018k								1118k								1218k							
Guildford	a		0950k	1002k		1024k		1032k			1050k	1102k		1124k		1132k			1150k	1202k		1224k		1232k			1250k	1302k	
Brookwood	d			0955	1006			1025	1036			1056	1106			1126	1136			1155	1206			1225	1236			1255	1306
Ash Vale	d				1014									1114								1214							1314
Aldershot	d				1020						1050			1120								1220					1250		1320
Farnham	a				1025						1055			1125								1225					1255		1325
Farnham	d				1026						1056			1126								1226					1256		1326
Bentley	d										1102											1202					1302		
Alton	a				1037						1110			1137								1237					1310		1337
Farnborough	d	0946		1003			1013	1033		1045		1104			1113	1134		1145		1203			1213	1233		1245		1303	
Fleet	d			1008			1019	1038				1109			1119	1139				1208			1219	1238				1308	
Winchfield	d			1014				1044				1115				1145				1214			1244					1314	
Hook	d			1018				1048				1118				1149				1218			1248					1318	
Basingstoke	a	0959		1028			1031	1058		1058		1128			1131	1158		1158		1228			1231	1258		1258		1328	

Late night and weekend trains may be altered due to engineering works.
Please check at southwesternrailway.com before travelling.

For guide to notes and symbols see end of timetable.

MONDAY TO FRIDAY
London Waterloo and Woking to Alton and Basingstoke (Suburban Services)

Notes																														
London Waterloo	d	1220	1239	1242	1253	1309	1250	1312	1323	1320	1339	1342	1353	1409	1350	1412	1423	1420	1439	1442	1453	1509	1450	1512	1523	1520	1539	1542	1553	
Vauxhall	d	1224					1254			1324					1354			1424					1454			1524				
Clapham Junction	d	1229	1246u		1300u		1259	1319u	1330u	1329	1346u		1400u		1359	1419u	1430u	1429	1446u		1500u		1459	1519u	1530u	1529	1546u		1600u	
Earlsfield	d	1232					1302			1332					1402			1432					1502			1532				
Wimbledon	d	1236					1306			1336					1406			1436					1506			1536				
Surbiton	d	1244		1300	1311		1314	1330	1341	1344		1400	1411		1414	1430	1441	1444		1500	1511		1514	1530	1541	1544		1600	1611	
Esher	d	1248					1318			1348					1418			1448					1518			1548				
Hersham	d	1251					1321			1351					1421			1451					1521			1551				
Walton-on-Thames	d	1254		1307			1324	1337		1354		1407			1424	1437		1454		1507			1524	1537		1554		1607		
Weybridge	d	1257		1311			1327	1341		1357		1411			1427	1441		1457		1511			1527	1541		1557		1611		
Byfleet & New Haw	d	1300					1330			1400					1430			1500					1530			1600				
West Byfleet	d	1303			1321		1333		1351	1403					1421		1433		1451		1503		1521		1533		1551	1603		1621
Woking	a	1308		1318	1329	1333	1338	1348	1359	1408		1419	1429	1433	1438	1448	1459	1508		1518	1529	1533	1538	1548	1559	1608		1617	1629	
Woking	d			1319	1330	1334		1349	1400			1420	1430	1434		1449	1500			1519	1530	1534		1549	1600		1618	1630		
Worplesdon	a	1318k								1418k					1420	1430	1434			1518k						1617k				
Guildford	a	1324k		1332k			1350k	1402k		1424k			1432k			1450k	1502k		1524k		1532k			1550k	1602k		1623k		1633k	
Brookwood	d			1325	1336			1355	1406			1426	1436			1455	1506			1525	1536			1555	1606		1625	1636		
Ash Vale	d				1344				1414				1444			1514					1544				1614				1644	
Aldershot	d				1350				1420				1450			1520					1550				1620				1650	
Farnham	a				1355				1425				1455			1525					1555				1625				1655	
Farnham	d				1356				1426				1456			1526					1556				1626				1656	
Bentley	d				1402								1502								1602								1702	
Alton	a				1411				1437				1510			1537					1610				1637				1710	
Farnborough	d		1313	1333		1345		1403			1413	1434		1445		1503			1513	1533		1545		1603		1613	1633			
Fleet	d		1319	1338			1408				1419	1439				1508			1519	1538			1608		1619	1638				
Winchfield	d			1344			1414					1445				1514				1544				1614			1644			
Hook	d			1348			1418					1449				1518				1548				1618			1648			
Basingstoke	a		1331	1358		1358	1428				1431	1458		1458		1528			1531	1558		1558		1628			1631	1658		

Late night and weekend trains may be altered due to engineering works.
Please check at southwesternrailway.com before travelling.

For guide to notes and symbols see end of timetable.

MONDAY TO FRIDAY
London Waterloo and Woking to Alton and Basingstoke (Suburban Services)

Notes	†	†	†	†	†	†	†	†	†	†	†	†	†	†	†	†	†	†	†	†	†	†	†	†	†	†	†		
London Waterloo	d	1609	1550	1612	1625	1620	1639	1642	1655	1711	1650	1702	1725	1723	1720	1732	1741	1755	1753	1750	1802	1812	1825	1823	1820	1841	1832	1855	1909
Vauxhall	d		1554			1624					1654				1724					1754				1824					
Clapham Junction	d		1559	1619u		1629	1646u		1702u		1659				1729					1759			1833u		1829		1902u		
Earlsfield	d		1602			1632					1702				1732					1802					1832				
Wimbledon	d		1606			1636					1706				1736					1806					1836				
Surbiton	d		1614	1630	1641	1644		1700			1714	1718		1739	1744	1748			1809	1814	1818		1840	1844		1848			
Esher	d		1618			1648					1718	1722			1748	1752				1818	1822				1848		1852		
Hersham	d		1621			1651					1721	1725			1751	1755				1821	1825				1851		1855		
Walton-on-Thames	d		1624	1637		1654	1707				1724	1729			1754	1759				1824	1829				1854		1859		
Weybridge	d		1627	1641		1657	1711				1727	1733			1757	1803				1827	1833				1857		1903		
Byfleet & New Haw	d		1630			1700					1730	1736			1800	1806				1830	1836				1900		1906		
West Byfleet	d		1633		1651	1703			1721		1733	1739			1803	1809		1819	1833	1839					1903		1909	1920	
Woking	a	1633	1638	1648	1659	1711		1719	1729	1735	1740	1746	1750	1751	1810	1814		1820	1823	1841	1847		1851	1852	1916		1918	1924	1933
Woking	d	1634		1650	1700			1720	1730	1737		1747	1751	1752		1816		1821	1825		1848		1852	1853			1920	1925	1934
Worplesdon	a		1648k		1718k				1747k		1759k				1820			1848k					1916k				1948k		
Guildford	a		1654k	1703k	1724k			1733k	1753k		1757				1829			1854k			1903k			1922k			1954k		
Brookwood	d			1655	1706			1726	1736	1743			1800				1811	1827				1841		1902		1913		1932	
Ash Vale	d				1714				1744				1803					1835					1904					1939	
Aldershot	d				1720				1750				1809					1841		1905			1910					1945	
Farnham	a				1725				1755				1814					1846		1912			1916					1951	
Farnham	d				1726				1756				1815					1847					1917					1953	
Bentley	d				1732				1802				1824					1853					1924					1959	
Alton	a				1739				1809				1831					1901					1931					2007	
Farnborough	d	1645		1703			1713	1734		1751			1808			1819		1839				1848		1910		1920	1931		1945
Fleet	d			1708			1719	1739		1756			1813			1824		1844				1854		1915		1926	1937		
Winchfield	d			1714			1745	1745		1802			1819			1830		1850				1859		1921		1931	1942		
Hook	d			1718			1749	1749		1806			1823			1834		1854				1904		1925		1936	1947		
Basingstoke	a	1658		1730			1731	1800		1816			1832			1845		1903				1918		1934		1945	2000		1958

Late night and weekend trains may be altered due to engineering works. Please check at southwesternrailway.com before travelling.

★ Passengers travelling with cycles may not join or leave services at stations with train times shown in blue. For guide to all other notes and symbols see end of timetable.

MONDAY TO FRIDAY
London Waterloo and Woking to Alton and Basingstoke (Suburban Services)

	Notes	1	★	1	1	1	1	1	1	1	1	1	1	1	1	1	1	1	1	1	1	1	1	1	1	1	1	1	
London Waterloo	d	1911	1850	1902	1925	1920	1939	1942	1953	2009	1950	2012	2023	2020	2039	2042	2053	2109	2050	2112	2123	2120	2139	2142	2153	2208	2150	2212	2223
Vauxhall	d		1854			1924					1954			2024					2054			2124					2154		
Clapham Junction	d	1918u	1859		1933u	1929	1946u		2000u		1959	2019u	2030u	2029	2046u		2100u		2059	2119u	2130u	2129	2146u		2200u		2159	2219u	2230u
Earlsfield	d		1902			1932					2002			2032					2102			2132					2202		
Wimbledon	d		1906			1936					2006			2036					2106			2136					2206		
Surbiton	d		1914	1918		1944		2000	2011		2014	2030	2041	2044		2100	2111		2114	2130	2141	2144		2200	2211		2214	2230	2241
Esher	d		1918	1922		1948					2018			2048					2118			2148					2218		
Hersham	d		1921	1925		1951					2021			2051					2121			2151					2221		
Walton-on-Thames	d		1924	1929		1954		2007			2024	2037		2054		2107			2124	2137		2154		2207		2224	2237		
Weybridge	d		1927	1933		1957		2011			2027	2041		2057		2111			2127	2141		2157		2211		2227	2241		
Byfleet & New Haw	d		1930	1936		2000					2030			2100					2130			2200					2230		
West Byfleet	d		1933	1939	1951	2003			2021		2033		2051	2103			2121		2133		2151	2203			2221		2233		2251
Woking	a	1937	1941	1948	1959	2008		2018	2029	2033	2038	2048	2059	2108		2118	2129	2133	2138	2148	2159	2208		2218	2229	2233	2238	2247	2259
Woking	d	1938		1950	2000			2019	2030	2034		2049	2100			2119	2130	2134		2149	2200			2219	2230	2234		2249	2300
Worplesdon	a				2018k									2118k								2218k							
Guildford	a			2003k		2024k		2033k			2050k	2103k		2124k		2133k			2151k	2203k		2224k		2233k			2251k	2303k	
Brookwood	d	1945			2006			2025	2036			2055	2106			2125	2136			2155	2206			2225	2236			2255	2306
Ash Vale	d				2014						2044			2114					2144			2214					2244		2314
Aldershot	d			2006	2019						2050			2120					2150			2220				2250		2320	
Farnham	a			2013	2025						2055			2125					2155			2225				2255		2325	
Farnham	d				2025						2056			2126					2156			2226				2256		2326	
Bentley	d				2032						2102			2132					2202			2232				2302		2332	
Alton	a				2039						2110			2139					2209			2239				2309		2341	
Farnborough	d	1952					2013	2033		2045		2103			2113	2133		2145		2203			2213	2233		2245		2302	
Fleet	d	1958					2019	2038				2108			2119	2138				2208			2219	2238				2308	
Winchfield	d	2003						2044				2114				2144				2214								2313	
Hook	d	2008						2048				2118				2148				2218								2318	
Basingstoke	a	2015					2030	2058		2058		2128			2131	2158		2158		2228			2231	2258		2258		2328	

Late night and weekend trains may be altered due to engineering works.
Please check at southwesternrailway.com before travelling.

★ Passengers travelling with cycles may not join or leave services at stations with train times shown in blue.
For guide to all other notes and symbols see end of timetable.

MONDAY TO FRIDAY

London Waterloo and Woking to Alton and Basingstoke (Suburban Services)

	Notes		1	1	1		1	1	1		B	1	1	1	SO	SX		1	1																															
London Waterloo	d	2220	2239	2242	2253	2250	2312	2323	2335	2320		2348	0005		0009	0009	0027	0105	0105																															
Vauxhall	d	2224				2254				2324					0013	0013	0031	0109	0109																															
Clapham Junction	d	2229	2246u	2249u	2300u	2259	2319u	2330u	2342u	2329		2355u	0012u		0020	0020	0037	0115	0115																															
Earlsfield	d	2232				2302				2332					0023	0024																																		
Wimbledon	d	2236				2306				2336			0018u		0027	0028	0045																																	
Surbiton	d	2244		2300	2311	2314	2338	2341		2344		0006			0035	0035																																		
Esher	d	2248				2318				2348					0039s	0039s																																		
Hersham	d	2251				2321				2351					0042s	0042s																																		
Walton-on-Thames	d	2254		2307		2324	2345			2354		0013			0044s	0045s																																		
Weybridge	d	2257		2311		2327	2349			2357		0017			0048s	0048s																																		
Byfleet & New Haw	d	2300				2330				2359	0006				0051s	0051s																																		
West Byfleet	d	2303			2321	2333		2355		0003	0009	0022			0054s	0054s	0107s																																	
Woking	a	2308		2318	2329	2339	2355	2359	0001	0008	0015	0026	0035		0058	0059	0112	0141	0148																															
Woking	d			2319	2331		2357	0001	0003			0028	0037	0040	0100	0100		0142	0149																															
Worplesdon	a	2318k																																																
Guildford	a	2324k		2335k	2350k	0002k									0107	0108																																		
Brookwood	d			2325	2336		0003	0007				0034		0046																																				
Ash Vale	d				2344			0015						0054																																				
Aldershot	d				2350			0020						0059																																				
Farnham	a				2355			0025						0104																																				
Farnham	d				2356			0026						0105																																				
Bentley	d				0003			0033						0111s																																				
Alton	a				0010			0040						0118																																				
Farnborough	d		2316	2333			0011		0014			0041																																						
Fleet	d		2321	2338			0016		0020			0047																																						
Winchfield	d			2344			0022					0052s																																						
Hook	d			2348			0026					0057s																																						
Basingstoke	a		2333	2357			0035		0033			0106	0055																																					

Late night and weekend trains may be altered due to engineering works.
Please check at [southwesternrailway.com](https://www.southwesternrailway.com) before travelling.

For guide to notes and symbols see end of timetable.

SATURDAY

London Waterloo and Woking to Alton and Basingstoke (Suburban Services)

Notes																													
London Waterloo	d	0500		0530	0520			0550	0612		0620	0642	0654	0650	0712	0724	0720	0739	0742	0754	0809	0750	0812	0824	0820	0839	0842	0854	0909
Vauxhall	d	0504			0524			0554			0624			0654			0724					0754	0812	0824	0824	0839	0842	0854	0909
Clapham Junction	d	0511		0537u	0529			0559	0619u		0629	0649u	0701u	0659	0720u	0731u	0729	0746u		0801u		0759	0819u	0831u	0829	0846u		0901u	
Earlsfield	d	0514			0532			0602			0632			0702			0732					0802			0832				
Wimbledon	d	0518		0543	0536			0606			0636			0706			0736					0806			0836				
Surbiton	d	0526			0544			0614	0630		0644	0700	0712	0714	0730	0742	0744		0800	0812		0814	0830	0842	0844		0900	0912	
Esher	d	0530			0548			0618			0648			0718			0748					0818			0848				
Hersham	d	0533			0552			0621			0651			0721			0751					0821			0851				
Walton-on-Thames	d	0537			0555			0624	0637		0654	0707		0724	0737		0754		0807			0824	0837		0854		0907		
Weybridge	d	0541			0558			0627	0641		0657	0711		0727	0741		0757		0811			0827	0841		0857		0911		
Byfleet & New Haw	d	0544			0601			0630			0700			0730			0800					0830			0900				
West Byfleet	d	0547			0604			0633			0703		0722	0733		0752	0803			0822		0833		0852	0903			0922	
Woking	a	0551		0559	0610			0638	0648		0708	0718	0726	0738	0748	0759	0808		0818	0829	0833	0838	0848	0859	0908		0918	0929	0933
Woking	d	0553	0603	0601	0613	0619	0630		0649	0700		0719	0730		0749	0800			0819	0830	0834		0849	0900			0919	0930	0934
Worplesdon	a				0617						0718k						0818k								0918k			0930	0934
Guildford	a	0600			0623			0650k			0723k			0751k	0802k		0824k		0832k			0850k	0902k		0924k		0932k		
Brookwood	d		0610			0625	0636		0655	0706		0725	0736		0755	0806			0825	0836			0855	0906			0925	0936	
Ash Vale	d		0618				0644			0714			0744			0814				0844				0914				0944	
Aldershot	d		0623			0650				0720			0750			0820			0850					0920				0950	
Farnham	a		0628			0655				0725			0755			0825			0855					0925				0955	
Farnham	d		0628			0656				0726			0756			0826			0856					0926				0956	
Bentley	d		0635			0702				0732			0802			0832			0902									1002	
Alton	a		0643			0710				0740			0810			0839			0910					0937				1010	
Farnborough	d				0633			0703			0733			0803			0813	0833		0845		0903				0913	0933		0945
Fleet	d				0638			0708			0738			0808			0819	0838				0908				0919	0938		
Winchfield	d				0643			0714			0744			0814			0844					0914					0944		
Hook	d				0648			0718			0748			0818			0848					0918					0948		
Basingstoke	a			0620		0658		0728			0758			0828			0831	0858		0858		0928				0932	0958		0958

Late night and weekend trains may be altered due to engineering works.
Please check at southwesternrailway.com before travelling.

For guide to notes and symbols see end of timetable.

SATURDAY

London Waterloo and Woking to Alton and Basingstoke (Suburban Services)

Notes			1	1		1	1	1	1		1	1		1	1	1	1			1	1	1	1		1			
London Waterloo	d	0850	0912	0924	0920	0939	0942	0954	1009	0950	1012	1024	1020	1039	1042	1054	1109	1050		1612	1624	1620	1639	1642	1654	1709	1650	1712
Vauxhall	d	0854			0924					0954		1024	1024					1054			1624					1654		1712
Clapham Junction	d	0859	0919u	0931u	0929	0946u		1001u		0959	1019u	1031u	1029	1046u		1101u		1059		1619u	1631u	1629	1646u		1701u		1659	1719u
Earlsfield	d	0902			0932					1002			1032					1102				1632					1702	
Wimbledon	d	0906			0936					1006			1036					1106				1636					1706	
Surbiton	d	0914	0930	0942	0944		1000	1012		1014	1030	1042	1044		1100	1112		1114		1630	1642	1644		1700	1712		1714	1730
Esher	d	0918			0948					1018			1048					1118				1648					1718	
Hersham	d	0921			0951					1021			1051					1121				1651					1721	
Walton-on-Thames	d	0924	0937		0954		1007			1024	1037		1054		1107			1124		1637		1654		1707		1724	1737	
Weybridge	d	0927	0941		0957		1011			1027	1041		1057		1111			1127		1641		1657		1711		1727	1741	
Byfleet & New Haw	d	0930			1000					1030			1100					1130				1700					1730	
West Byfleet	d	0933		0952	1003			1022		1033		1052	1103			1122		1133			1652	1703			1722		1733	
Woking	a	0938	0948	0959	1008		1018	1029	1033	1038	1048	1059	1108		1118	1129	1133	1138		1648	1659	1708		1718	1729	1733	1738	1748
Woking	d		0949	1000			1019	1030	1034		1049	1100			1119	1130	1134				1700			1719	1730	1734		1749
Worplesdon	a				1018k								1118k									1718k						1749
Guildford	a	0950k	1002k		1024k		1032k			1050k	1102k		1124k		1132k			1150k		1702k		1724k		1732k			1750k	1802k
Brookwood	d		0955	1006			1025	1036			1055	1106			1125	1136				1655	1706			1725	1736			1755
Ash Vale	d			1014								1114					1144				1714							
Aldershot	d			1020				1044				1120					1150				1720					1744		
Farnham	a			1025				1050				1125					1155				1725					1750		
Farnham	d			1026				1056				1126					1156				1726					1756		
Bentley	d							1102									1202				1732					1802		
Alton	a			1037				1110				1137					1210				1739					1810		
Farnborough	d		1003			1013	1033		1045		1103			1113	1133		1145			1703			1713	1733		1745		1803
Fleet	d		1008			1019	1038				1108			1119	1138					1708			1719	1738				1808
Winchfield	d		1014				1044				1114				1144					1714				1744				1814
Hook	d		1018				1048				1118				1148					1718				1748				1818
Basingstoke	a		1028			1031	1058		1058		1128			1131	1158					1728			1731	1758		1758		1828

and
at
the
same
minutes
past
each
hour
until

Late night and weekend trains may be altered due to engineering works.
Please check at southwesternrailway.com before travelling.

For guide to notes and symbols see end of timetable.

SATURDAY London Waterloo and Woking to Alton and Basingstoke (Suburban Services)

Notes																														
London Waterloo	d	1724	1720	1739	1742	1754	1809	1750	1812	1824	1820	1839	1842	1854	1909	1850	1912	1924	1920	1939	1942	1954	2009	1950	2012	2024	2020	2039	2042	
Vauxhall	d		1724					1754			1824				1854	1854		1924					1954	2012	2024	2024				
Clapham Junction	d	1731u	1729	1746u		1801u		1759	1819u	1831u	1829	1846u		1901u		1859	1919u	1931u	1929	1946u		2001u		1959	2019u	2031u	2029	2046u		
Earlsfield	d		1732					1802			1832				1902								2002	2019u	2031u	2032				
Wimbledon	d		1736					1806			1836				1906								2006	2019u	2031u	2032				
Surbiton	d	1742	1744		1800	1812		1814	1830	1842	1844			1900	1912		1914	1930	1942	1944		2000	2012		2014	2030	2042	2044		2100
Esher	d		1748					1818			1848				1918			1948					2018			2048				
Hersham	d		1751					1821			1851				1921			1951					2021			2051				
Walton-on-Thames	d		1754		1807			1824	1837		1854		1907		1924	1937		1954		2007		2024	2037		2054			2107		
Weybridge	d		1757		1811			1827	1841		1857		1911		1927	1941		1957		2011		2027	2041		2057			2111		
Byfleet & New Haw	d		1800					1830			1900				1930			2000				2030			2100					
West Byfleet	d	1752	1803			1822		1833		1852	1903			1922	1933		1952	2003			2022	2033		2052	2103					
Woking	a	1759	1808		1818	1829	1833	1838	1848	1859	1908		1918	1929	1933	1938	1948	1959	2008		2018	2029	2033	2038	2048	2059	2108		2118	
Woking	d	1800			1819	1830	1834		1849	1900			1919	1930	1934		1949	2000			2019	2030	2034		2049	2100		2119		
Worplesdon	a		1818k								1918k							2018k				2030	2034			2118k		2119		
Guildford	a		1824k		1832k			1850k	1902k		1924k		1932k			1950k	2002k		2018k		2032k			2050k	2102k		2124k	2132k		
Brookwood	d	1806			1825	1836			1855	1906			1925	1936			1955	2006			2025	2036			2055	2106			2125	
Ash Vale	d	1814				1844				1914				1944			2014					2044				2114				
Aldershot	d	1820				1850				1920				1950			2020					2050				2120				
Farnham	a	1825				1855				1925				1955			2025					2055				2125				
Farnham	d	1826				1856				1926				1956			2026					2056				2126				
Bentley	d	1832				1902				1932				2002			2032					2102				2132				
Alton	a	1839				1910				1939				2010			2039					2110				2139				
Farnborough	d			1813	1833		1845		1903			1913	1933		1945		2003			2013	2033		2045		2103			2113	2133	
Fleet	d			1819	1838				1908			1919	1938				2008			2019	2038				2108			2119	2138	
Winchfield	d				1844				1914				1944				2014				2044				2114			2144		
Hook	d				1848				1918				1948				2018				2048				2118			2148		
Basingstoke	a			1831	1858		1858		1928			1931	1958		1958		2028			2031	2058		2058		2128			2132	2158	

Late night and weekend trains may be altered due to engineering works. Please check at southwesternrailway.com before travelling.

For guide to notes and symbols see end of timetable.

SATURDAY

London Waterloo and Woking to Alton and Basingstoke (Suburban Services)

Notes																					B										
London Waterloo	d	2054	2050	2112	2124	2120	2139	2142	2154	2150	2212	2224	2220	2239	2242	2254	2250	2312	2324	2335	2320		2348	0005		0009	0027	0105			
Vauxhall	d		2054			2124				2154		2224	2224			2254					2324				0013	0031	0109				
Clapham Junction	d	2101u	2059	2119u	2131u	2129	2146u		2201u	2159	2219u	2231u	2229	2246u	2249u	2301u	2259	2319u	2331u	2342u	2329		2355u	0012u		0020	0038	0115			
Earlsfield	d		2102			2132				2202		2232				2302					2332				0023						
Wimbledon	d		2106			2136				2206		2236				2306					2336			0018u		0027	0045				
Surbiton	d	2112	2114	2130	2142	2144		2200	2212	2214	2230	2242	2244		2300	2312	2314	2338	2342		2344		0006			0035					
Esher	d		2118			2148				2218			2248				2318				2348					0039s					
Hersham	d		2121			2151				2221			2251				2321				2351					0042s					
Walton-on-Thames	d		2124	2137		2154		2207		2224	2237		2254		2307		2324	2345			2354		0013			0044s					
Weybridge	d		2127	2141		2157		2211		2227	2241		2257		2311		2327	2349			2357		0017			0048s					
Byfleet & New Haw	d		2130			2200				2230			2300				2330				2359		0006			0051s					
West Byfleet	d	2122	2133		2152	2203			2222	2233		2252	2303			2322	2333		2355		0003	0009	0022			0054s	0107s				
Woking	a	2129	2138	2148	2159	2208		2218	2229	2238	2248	2259	2308		2318	2329	2339	2355	2359	0001	0009	0015	0026	0035		0058	0112	0148			
Woking	d	2130		2149	2200			2219	2230		2249	2300			2319	2330		2357	0001	0003			0028	0037	0040	0100		0149			
Worplesdon	a					2218k							2318k		2319	2330			0017k												
Guildford	a		2150k	2202k		2224k		2232k			2302k		2323k		2334k		2351k		0024k							0107					
Brookwood	d	2136		2155	2206			2225	2236		2255	2306			2325	2335		0003	0007				0034		0045						
Ash Vale	d	2144			2214				2244			2314				2344			0015						0053						
Aldershot	d	2150			2220				2250			2320				2350			0020						0058						
Farnham	a	2155			2225				2255			2325				2355			0025						0104						
Farnham	d	2156			2226				2256			2326				2358			0026						0104						
Bentley	d	2202			2232				2302			2333				0004			0033						0110s						
Alton	a	2210			2239				2310			2340				0011			0040						0118						
Farnborough	d			2203			2213	2233			2303			2316	2333			0010		0014			0041						0158s		
Fleet	d			2208			2219	2238			2308			2321	2338			0016		0020			0047					0204s			
Winchfield	d			2214				2244			2314				2344			0021					0052s								
Hook	d			2218				2248			2318				2348			0026					0057s								
Basingstoke	a			2225			2231	2258			2325			2334	2355			0033		0033			0106	0055					0216		

Late night and weekend trains may be altered due to engineering works.
Please check at southwesternrailway.com before travelling.

For guide to notes and symbols see end of timetable.

SUNDAY

London Waterloo and Woking to Alton and Basingstoke (Suburban Services)

Notes				R		D		B		D		B		D		B		D		B		D												
London Waterloo	d			0710		0740		0807		0810		0840		0907		0910		0940		1007		1010		1040		1107		1110		1140		1207		1210
Vauxhall	d			0714		0744		0814		0814		0844		0914		0914		0944		1014		1014		1044		1114		1114		1144		1214		
Clapham Junction	d			0719		0749		0815		0819		0849		0915		0919		0949		1015		1019		1049		1116		1119		1149		1216		1219
Earlsfield	d			0722		0752		0822		0822		0852		0922		0922		0952		1022		1022		1052		1122		1122		1152		1222		
Wimbledon	d			0726		0756		0822		0826		0856		0922		0926		0956		1022		1026		1056		1123		1126		1156		1223		1226
Surbiton	d			0735		0805		0830		0835		0905		0930		0936		1005		1030		1035		1105		1130		1135		1205		1230		1235
Esher	d			0739		0809		0839		0839		0909		0939		0939		1009		1039		1039		1109		1139		1139		1209		1239		
Hersham	d			0742		0812		0842		0842		0912		0942		0942		1012		1042		1042		1112		1142		1142		1212		1242		
Walton-on-Thames	d			0745		0815		0845		0845		0915		0945		0945		1015		1045		1045		1115		1145		1145		1215		1245		
Weybridge	d			0749		0819		0849		0849		0919		0949		0949		1019		1049		1049		1119		1149		1149		1219		1249		
Byfleet & New Haw	d			0751	0802	0821		0851	0902	0921		0951	1002	1021		1021		1051	1102	1121		1121		1151	1202	1221		1221		1251				
West Byfleet	d			0754	0805	0824		0854	0905	0924		0954	1005	1024		1024		1054	1105	1124		1124		1154	1205	1224		1224		1254				
Woking	a			0759	0811	0829		0842	0859	0911	0929		0942	1000	1011	1029		1042	1059	1111	1129		1142	1159	1211	1229		1242		1259				
Woking	d	0746	0749	0805		0830	0846	0849	0901		0938	0946	0949	1001		1035	1046	1049	1105		1135	1146	1149	1205		1235	1246	1249	1305					
Worplesdon	a					0834			0901		0942				1039				1139						1239									
Guildford	a			0814		0840			0909	0943k	0948			1009	1040k	1046		110k	1114	1141k	1146		1210k	1214	1241k	1246		1310k						
Brookwood	d	0751	0755			0851	0855					0951	0955				1051	1055					1151	1155				1251	1255					
Ash Vale	d		0803					0903					1003					1103					1203					1303						
Aldershot	d		0808					0908					1008					1108					1208				1308							
Farnham	a		0813					0913					1013					1113					1213				1313							
Farnham	d		0814					0914					1014					1114					1214				1314							
Bentley	d		0824					0924					1024					1124					1224				1324							
Alton	a		0831					0931					1031					1131					1231				1331							
Farnborough	d	0759				0859						0959					1059						1159				1259							
Fleet	d	0804				0904						1004					1104						1204				1304							
Winchfield	d	0810				0910						1010					1110						1210				1310							
Hook	d	0814				0914						1014					1114						1214				1314							
Basingstoke	a	0821				0921						1024					1121						1221				1321							

Late night and weekend trains may be altered due to engineering works.
Please check at southwesternrailway.com before travelling.

For guide to notes and symbols see end of timetable.

SUNDAY

London Waterloo and Woking to Alton and Basingstoke (Suburban Services)

Notes	B		D		B		D		B		D		B	D		D		B	D						
London Waterloo	d		1240	1307	1310	1340	1407	1410	1440	1507	1510	1550	1537	1540	1607	1610	1650	1637	1640						
Vauxhall	d		1244	1314	1314	1344	1414	1414	1444	1514	1514	1544	1544	1544	1614	1614	1650	1637	1644						
Clapham Junction	d		1249	1315	1319	1349	1415	1419	1449	1515	1519	1558u	1546	1549	1616	1619	1658u	1646	1649						
Earlsfield	d		1252	1322	1322	1352	1422	1422	1452	1522	1522		1552	1552	1622	1622			1652						
Wimbledon	d		1256	1322	1326	1356	1422	1426	1456	1522	1526		1553	1556	1622	1626			1656						
Surbiton	d		1305	1330	1335	1405	1430	1435	1505	1530	1535		1602	1605	1630	1635			1702	1705					
Esher	d		1309		1339	1409		1439		1509		1539		1609		1639				1709					
Hersham	d		1312		1342	1412		1442		1512		1542		1612		1642				1712					
Walton-on-Thames	d		1315		1345	1415		1445		1515		1545		1609		1615			1709	1715					
Weybridge	d		1319		1349	1419		1449		1519		1549		1613		1619			1713	1719					
Byfleet & New Haw	d	1302	1321		1351	1402	1421		1451	1502	1521		1551	1602	1621	1621		1702		1721					
West Byfleet	d	1305	1324		1354	1405	1424		1454	1505	1524		1554	1605	1624	1624		1705		1724					
Woking	a	1311	1329	1342	1359	1411	1429	1442	1459	1511	1529	1542	1559	1611	1619	1619	1629	1642	1659	1711	1719	1719			
Woking	d		1335	1346	1349	1405	1435	1446	1449	1505	1535	1546	1549	1605	1621	1623	1626	1635	1646	1649	1705	1721	1723	1726	1735
Worplesdon	a		1339		1405	1439		1446		1505	1539		1549		1621		1639	1639				1721		1739	
Guildford	a	1340k	1346	1410k	1414	1440k	1446	1510k	1514	1540k	1546	1610k	1614		1621	1640k	1646	1710k	1714			1740k		1746	
Brookwood	d		1351	1355			1451	1455				1551	1555		1628	1632		1651	1655			1728	1732		
Ash Vale	d			1403				1503					1603			1641			1703					1741	
Aldershot	d			1408				1508					1608			1646			1708					1746	
Farnham	a			1413				1513					1613			1651			1713					1751	
Farnham	d			1414				1514					1614			1655			1714					1755	
Bentley	d			1424				1524					1624			1706			1724					1806	
Alton	a			1431				1531					1631			1706			1731					1806	
Farnborough	d		1359				1459					1559		1632	1636			1659			1732	1736			
Fleet	d		1404				1504					1604			1642			1704				1742			
Winchfield	d		1410				1510					1610						1710							
Hook	d		1414				1514					1614						1714							
Basingstoke	a		1421				1521					1621		1646	1654			1721			1746	1754			

Late night and weekend trains may be altered due to engineering works. Please check at southwesternrailway.com before travelling.

For guide to notes and symbols see end of timetable.

SUNDAY

London Waterloo and Woking to Alton and Basingstoke (Suburban Services)

Notes	D		B	D	D	D		B	D	D		D	B	D		D	B								
London Waterloo	d	1707	1710		1750	1737	1740		1807	1810		1850	1837	1840	1907	1910		1950	1937	1940	2007	2010			
Vauxhall	d		1714				1744			1814			1844		1914			1958u	1946	1944	2007	2014			
Clapham Junction	d	1716	1719		1758u	1746	1749		1816	1819		1858u	1846	1849	1916	1919			1946	1949	2016	2019			
Earlsfield	d		1722			1752	1752			1822			1852		1922	1922				1952		2022			
Wimbledon	d	1722	1726			1753	1756		1822	1826			1853	1856	1922	1926				1953	1956	2022	2026		
Surbiton	d	1730	1735			1802	1805		1830	1835			1902	1905	1930	1935				2002	2005	2030	2035		
Esher	d		1739				1809			1839				1909		1939						2009	2039		
Hersham	d		1742				1812			1842				1912		1942						2012	2042		
Walton-on-Thames	d		1745			1809	1815			1845			1909	1915		1945				2009	2015		2045		
Weybridge	d		1749			1813	1819			1849			1913	1919		1949				2013	2019		2049		
Byfleet & New Haw	d		1751	1802			1821			1851	1902			1921		1951	2002				2021		2102		
West Byfleet	d		1754	1805			1824			1854	1905			1924		1954	2005				2024		2105		
Woking	a	1742	1759	1815	1819	1819	1829	1842	1859	1915	1919	1919	1919	1929	1942	1959	2015	2019	2019	2029	2042	2059	2115		
Woking	d	1746	1749	1805	1821	1823	1826	1835	1846	1849	1905	1921	1923	1926	1935	1946	1949	2005	2021	2023	2026	2035	2046	2049	2105
Worplesdon	a							1839						1939											
Guildford	a	1810k	1814			1840k	1846	1910k	1914				1940k	1946	2010k	2014			2040k	2046	2110k	2114			
Brookwood	d	1751	1755			1828	1832		1851	1855			1928	1932		1951	1955			2028	2032		2051	2055	
Ash Vale	d		1803				1841			1903			1941		2003						2041		2103		
Aldershot	d		1808				1846			1908			1946		2008						2046		2108		
Farnham	a		1813				1851			1913			1951		2013						2051		2113		
Farnham	d		1814				1855			1914			1955		2014						2055		2114		
Bentley	d		1824				1906			1924			2006		2024						2106		2124		
Alton	a		1831				1906			1931			2006		2031						2106		2131		
Farnborough	d	1759			1832	1836		1859			1932	1936		1959			2032	2036				2059			
Fleet	d	1804				1842		1904				1942		2004				2042				2104			
Winchfield	d	1810						1910						2010								2110			
Hook	d	1814						1914						2014								2114			
Basingstoke	a	1821			1846	1854		1921			1946	1954		2021			2046	2054				2121			

Late night and weekend trains may be altered due to engineering works. Please check at southwesternrailway.com before travelling.

For guide to notes and symbols see end of timetable.

SUNDAY

London Waterloo and Woking to Alton and Basingstoke (Suburban Services)

Notes	D	D	D	D	B	D	D	D	D	B	D	D	D	D	B	D	D	D		
London Waterloo	d	2050	2037	2040	2107	2110	2150	2137	2140	2207	2210	2250	2237	2240	2307	2310	2335	2340	0105	
Vauxhall	d			2044	2107	2114			2144	2207	2214			2244	2307	2314		2344	0109	
Clapham Junction	d	2058u	2046	2049	2116	2119	2158u	2146	2149	2216	2219	2258u	2246	2249	2316	2319	2344u	2349	0115	
Earlsfield	d			2052	2116	2122			2152	2216	2222			2252	2316	2322		2352		
Wimbledon	d		2053	2056	2122	2126		2153	2156	2222	2226		2253	2256	2322	2326		2356		
Surbiton	d		2102	2105	2130	2135		2202	2205	2230	2235		2302	2305	2330	2335		0005		
Esher	d			2109	2139	2139			2209	2239	2239			2309	2339			0009		
Hersham	d			2112	2142	2142			2212	2242	2242			2312	2342			0012		
Walton-on-Thames	d		2109	2115	2145	2145		2209	2215	2245	2245		2309	2315	2345			0015		
Weybridge	d		2113	2119	2149	2149		2213	2219	2249	2249		2313	2319	2349			0018		
Byfleet & New Haw	d			2121	2151	2202			2221	2251	2302			2321	2351	0002	0021	0021		
West Byfleet	d			2124	2154	2205			2224	2254	2305			2324	2354	0005	0024	0024		
Woking	a	2119	2119	2129	2142	2159	2211	2219	2229	2242	2259	2311	2319	2329	2342	2359	0007	0011	0030	0148
Woking	d	2121	2123 2126	2135	2146 2149	2205	2221	2223 2226	2235	2246 2249	2305	2321	2323 2326	2335	2346 2349	0005	0008	0033	0149	
Worplesdon	a			2139					2239					2339						
Guildford	a		2140k	2146	2210k	2214		2240k	2246	2310k	2313		2340k	2346	0010k	0019	0126k			
Brookwood	d		2128	2132	2151	2155		2228	2232	2251	2255		2328	2332	2351	2355		0039		
Ash Vale	d			2141	2203	2203			2241	2303	2303		2341	0003				0047		
Aldershot	d			2146	2208	2208			2246	2308	2308		2349	0008				0052		
Farnham	a			2151	2213	2213			2251	2313	2313		2354	0013				0057		
Farnham	d			2155	2214	2214			2255	2314	2314		2355	0014						
Bentley	d			2224	2324	2324			2324	2324	2324			0024						
Alton	a		2206	2231	2306	2306			2331	2331	2331		0006	0031						
Farnborough	d	2132	2136	2159	2232	2236		2259	2332	2336	2336		2359	0019				0158s		
Fleet	d		2142	2204	2242	2242		2304	2342	2342	2342		0004	0025				0204s		
Winchfield	d			2210	2210	2210		2310	2310	2310	2310		0010							
Hook	d			2214	2214	2214		2314	2314	2314	2314		0014							
Basingstoke	a	2146	2154	2221	2246	2254		2322	2322	2322	2322		2346	2353	0021		0039		0216	





Late night and weekend trains may be altered due to engineering works. Please check at southwesternrailway.com before travelling.

For guide to notes and symbols see end of timetable.

GUIDE TO NOTES AND SYMBOLS

- SO** Runs Saturday morning only.
- SX** Does **not run** Saturday morning.
- I** First Class accommodation available.
- ★ **Passengers travelling with cycles may not join or leave services at stations with train times shown in blue.**
- a Arrival time.
- c Change at Clapham Junction.
- d Departure time.
- e Fridays arrives London Waterloo at 0002.
- k Change at Woking.
- r Change at Surbiton.
- s Stops to let passengers leave the train only.
- u Stops to let passengers join the train only.
- v Change at Raynes Park.
- ↳ Continued in later column.
- ← Continued from earlier column.
- ↘ Train attaches to another.
- ↙ Train divides.

All services in this timetable are operated by South Western Railway.

- B** To or from London Waterloo via Staines (see timetable 16).
- D** Train divides at Woking - Front portion continues to Basingstoke. Rear portion continues to Alton.
- R** From Staines (see timetable 16).
-  Interchange for Mid-Hants Steam Railway. Visit watercressline.co.uk
-  Car Park.
-  Interchange for London Trams service to Croydon. Visit tfl.gov.uk for details.
-  Interchange for London Underground. Visit tfl.gov.uk for details.
- ↔ Woking - Railair coach link between Woking station and Heathrow Airport. Visit nationalexpress.com for details.
- Ⓞ Minimum connection time where different from the standard five minutes.
- #6 Number of the timetable which shows faster services between this station, Clapham Junction and London Waterloo.

Cycles on trains - Monday to Friday

At peak times the following restrictions apply in the area bounded by Reading, Hook, Alton, Guildford and Dorking.

Passengers travelling with cycles may not join or leave from services timed to arrive at London Waterloo between 0715 and 1000 inclusive or timed to depart from London Waterloo between 1645 and 1900 inclusive.

Travelling after midnight?

Trains which run after midnight are shown at the end of the day.

























Timetable information

For services between Farnham and Guildford or Ascot, please see timetable 12.

For the full service between Farnham, Aldershot and Ash Vale please see timetable 51.

STATION INFORMATION

See notes for explanation of symbols.

Basingstoke			#60
Hook			
Winchfield			
Fleet			
Farnborough			
Alton			
Bentley			
Farnham			
Aldershot		Ⓞ	
Ash Vale			
Brookwood		Ⓞ	
Guildford			#6
Worplesdon			#6
Woking		↔	#6
West Byfleet			
Byfleet & New Haw			
Weybridge			
Walton-on-Thames			
Hersham			
Esher			
Surbiton		Ⓞ	
Wimbledon		 	Ⓞ
Earlsfield			
Clapham Junction		Ⓞ	
Vauxhall			
London Waterloo		Ⓞ	



Visit us at southwesternrailway.com

- Buying tickets online
- Special offers and days out
- Live train information
- Plan your journey
- Train times
- Latest news



Free Travel Alerts southwesternrailway.com/alerts

Keeping our registered customers up-to-date with their service running information, delays and alterations.



Twitter Customer Service [@SW_Railway](https://twitter.com/SW_Railway) [@SW_Help](https://twitter.com/SW_Help)

Follow South Western Railway on Twitter and be the first to know what's happening on our network.



[Facebook.com/SWRailway](https://www.facebook.com/SWRailway)

Providing South Western Railway network information and details of our latest offers.



Customer Service Centre **0345 6000 650**

Our UK based team are available 7 days a week from 6am to 10pm for:

- Ticket sales by credit or debit card
- Comments and suggestions



Assisted Travel **0800 5282 100** **Textphone 0800 6920 792**

A freephone service open 24 hours for older and disabled customers. We recommend booking assistance **12 hours in advance.**



National Rail Enquiries **03457 48 49 50**

Train times, fares and rail information.

First MTR South Western Trains Limited (trading as South Western Railway) accepts no liability for any inaccuracy in the information contained in this timetable which is subject to alteration.

First MTR South Western Trains Limited. Registered in England and Wales 07900320.
Registered office: 4th Floor, Capital House, 25 Chapel Street, London NW1 5DH.
A First and MTR company.

