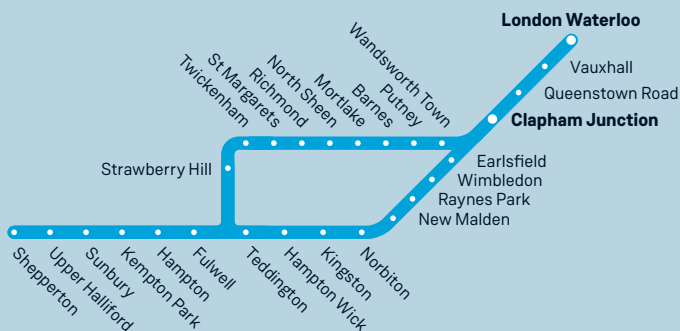


1

Kingston Loop and Shepperton to London Waterloo



Train times

22 January to 14 May 2022

Saturdays and Sundays Only

South Western
Railway

Your timetable

This timetable shows the full service between **Shepperton, Kingston and London Waterloo, and services between Kingston, Teddington and London Waterloo via Richmond.**

Buy a ticket before you board

You need to buy a valid ticket before you get on your train. We know that most of our passengers do this before travelling, and we have a duty to those passengers to make sure no-one travels without paying. This is why we run a penalty fares scheme across most of our network.

If you travel without a valid ticket to or from a station within the penalty fares area, you may have to pay a penalty fare of £20 or twice the single fare to the next station your train stops at (whichever is higher). You will also have to buy a ticket for the rest of your journey.

We have a policy to, wherever possible, prosecute everyone who deliberately avoids paying.

Travel with Confidence

So that you can travel with confidence, we are: ventilating trains to refresh air, improving information about journeys and trains, and extensively cleaning trains and stations.

In crowded spaces, wear a face covering out of respect to others. Please be considerate of other passengers and rail staff.

Automated Delay Repay

We have introduced a new Automated Delay Repay (ADR) system that drastically cuts the time it takes to claim and receive compensation if your train is late.

ADR works for all customers who have bought Advance tickets or a Touch Smartcard season ticket from our website.

If you have a Touch Smartcard season ticket, you will need to touch in and out at the beginning and end of your journey, sign up for a Delay Repay account at **delayrepay.southwesternrailway.com** and select 'Auto Delay Repay'. (The email addresses you use for 'My Account' and 'Delay Repay' must match.)

To find out more about Automated Delay Repay, visit: **southwesternrailway.com/contact-and-help/refunds-and-compensation/delay-repay/automated-delay-repay.**

No-smoking policy

For the comfort of all our customers, smoking and using e-cigarettes is not allowed on any part of our trains or stations.

You can smoke outside the station entrance or in our car parks.

Cycles on trains

The services in this timetable have limited room for cycles, so we have had to apply some restrictions. The ★ symbol, with train times printed in **blue**, shows which trains have restrictions. These restrictions are explained in the 'Guide to notes and symbols' section.

We will carry folding cycles on any train, as long as they can be folded small enough to be carried safely in the luggage rack. Cycles are not allowed on buses that replace trains during engineering work.

Changes to train times

Network Rail need to do engineering work to maintain and improve the rail network. They do a lot of this work at weekends and during holiday periods, but they also need to do some work overnight during the week.

If we need to close rail lines so Network Rail can carry out work, buses will replace train services. We may also have to alter train services over a wider area.

Please check for any changes to train times before travelling at weekends, late in the evening or early in the morning.

Look for the 'Changes to train times' posters at stations, or visit our website at **southwesternrailway.com**.



South Western Railway and Community Rail Partnerships

We are committed to working with Community Rail Partnerships (CRPs) across our network. CRPs are not-for-profit organisations that help to further connect the railway with the communities they serve. They work closely with SWR to promote healthy and sustainable travel, design projects which bring communities together, as well as support social and economic development. SWR is proud to provide core funding and support to 12 CRPs on our network.

Hounslow and Richmond CRP

Stations: Barnes Bridge, Kew Bridge, Chiswick, Brentford, Isleworth, Syon Lane, Hounslow, Barnes, Mortlake, North Sheen, Richmond, St Margarets, Twickenham, Whitton and Feltham.

This was the first London based CRP and aims to build on community engagement in the area whilst encouraging greater involvement at stations.

Email: **hounslowandrichmondcrp@gmail.com**

Windsor Lines Passengers Association

WLPA represents users of rail services from London Waterloo to Windsor and Reading including the Weybridge and Camberley branches and the Hounslow and Kingston loops.

Email: **membership@wlpa.co.uk**

Website: **wlpa.co.uk**

SUNDAY**London Waterloo and Wimbledon to Kingston, Richmond and the Shepperton branch**

Notes															H				H				H				H		
London Waterloo	d	0620	0718	0748	0818	0848	0918	0948	1018	1048	1118	1148		1218		1248		1318		1348		1418		1448		1518		1548	
Vauxhall	d	0624	0722	0752	0822	0852	0922	0952	1022	1052	1122	1152		1222		1252		1322		1352		1422		1452		1522		1552	
Clapham Junction	d	0629	0727	0757	0827	0857	0927	0957	1027	1057	1127	1157		1227		1257		1327		1357		1427		1457		1527		1557	
Earlsfield	d		0730	0800	0830	0900	0930	1000	1030		1130	1200		1231		1300		1330		1400		1430		1500		1530		1600	
Wimbledon	d	0635	0734	0804	0834	0904	0934	1004	1034	1104	1134	1204		1235		1304		1334		1404		1434		1504		1534		1604	
Raynes Park	d	0638	0737	0808	0837	0907	0937	1007	1037	1108	1137	1207		1238		1307		1337		1407		1437		1507		1537		1607	
New Malden	d	0640	0740	0811	0840	0910	0940	1010	1040	1110	1140	1210		1240		1310		1340		1410		1440		1510		1540		1610	
Norbiton	d	0644	0743	0814	0843	0913	0943	1013	1043	1114	1143	1213		1244		1313		1343		1413		1443		1513		1543		1613	
Kingston	a	0646	0746	0817	0846	0916	0946	1016	1046	1116	1146	1216		1246		1316		1346		1416		1446		1516		1546		1616	
Kingston	d	0649	0749	0817	0849	0916	0949	1016	1049	1117	1149	1216	1235	1249		1316	1335	1349		1416	1435	1449		1516	1535	1549		1616	1635
Hampton Wick	d	0651	0751	0819	0851	0918	0951	1018	1051	1119	1151	1218	1237	1251		1318	1337	1351		1418	1437	1451		1518	1537	1551		1618	1637
Teddington	d	0656	0756	0822	0855	0921	0956	1021	1056	1121	1156	1221	1240	1256		1321	1340	1356		1421	1440	1456		1521	1540	1556		1621	1640
Fulwell	d			0826		0925		1025		1126		1225				1325				1425				1525				1625	
Hampton	d			0830		0929		1029		1129		1229				1329				1429				1529				1629	
Kempton Park	d			0833		0932		1032		1133		1232				1332				1432				1532				1632	
Sunbury	d			0835		0934		1034		1134		1234				1334				1434				1534				1634	
Upper Halliford	d			0837		0936		1036		1136		1236				1336				1436				1536				1636	
Shepperton	a			0840		0939		1039		1140		1239				1339				1439				1539				1639	
Strawberry Hill	d	0659	0759		0858		0959		1059		1159		1243	1259			1343	1359			1443	1459			1543	1559			1643
Twickenham	d	0703	0803		0902		1003		1103		1203		1256k	1303	1256		1356k	1403	1356		1456k	1503	1456		1556k	1603	1556		1656k
St Margarets	d	0705	0805		0904		1005		1105		1205		1305				1405			1505				1605				1605	
Richmond	d	0709	0812		0908		1009		1109		1209		1257e	1309			1357e			1408		1457e		1509		1557e	1609		1657e
North Sheen	d	0711	0814		0910		1011		1111		1211		1311				1410			1511				1611				1611	
Mortlake	d	0713	0816		0912		1013		1113		1213		1313				1413			1513				1613				1613	
Barnes	d	0716	0819		0915		1016		1116		1216		1316	1323			1416	1423			1516	1523			1616	1623			1623
Putney	d	0719	0822		0918		1019		1119		1219		1303e	1319	1326		1403e	1419	1426		1503e	1519	1526		1603e	1619	1626		1703e
Wandsworth Town	d	0722	0825		0921		1022		1122		1222		1322	1329			1422	1429			1522	1529			1622	1629			1629
Clapham Junction	d	0725a	0828		0924		1025		1125		1225		1308e	1325	1332		1408e	1425	1432		1508e	1525	1532		1608e	1625	1632		1708e
Queenstown Road	d		0831		0927		1028		1128		1228		1328	1335			1428	1435			1528	1535			1628	1635			1635
Vauxhall	d	0743b	0835		0931		1032		1132		1232		1313e	1332	1338		1413e	1432	1438		1513e	1532	1538		1613e	1632	1638		1713e
London Waterloo	a	0750b	0841		0937		1036		1136		1236		1318e	1336	1343		1423e	1441	1443		1518e	1536	1543		1618e	1636	1643		1718e

Late night and weekend trains may be altered due to engineering works.

Please check at southwesternrailway.com before travelling.

For guide to notes and symbols see end of timetable.

SUNDAY

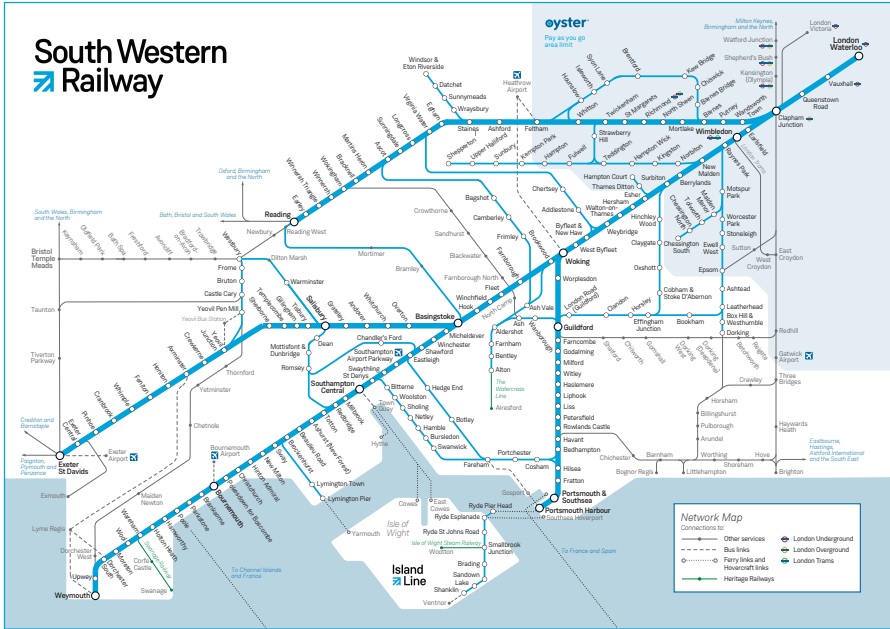
London Waterloo and Wimbledon to Kingston, Richmond and the Shepperton branch

Notes		H			H			H			H			H			H			H			H						
London Waterloo	d	1618		1648		1718		1748		1818		1848		1918		1948		2018		2048		2118		2148		2218		2248	
Vauxhall	d	1622		1652		1722		1752		1822		1852		1922		1952		2022		2052		2122		2152		2222		2252	
Clapham Junction	d	1627		1657		1727		1757		1827		1857		1927		1957		2027		2057		2127		2157		2227		2257	
Earlsfield	d	1630		1700		1730		1800		1830		1900		1930		2000		2030		2100		2130		2200		2230		2300	
Wimbledon	d	1634		1704		1734		1804		1834		1904		1934		2004		2034		2104		2134		2204		2234		2304	
Raynes Park	d	1637		1707		1737		1807		1837		1907		1937		2007		2037		2107		2137		2207		2237		2307	
New Malden	d	1640		1710		1740		1810		1840		1910		1940		2010		2040		2110		2140		2210		2240		2310	
Norbiton	d	1643		1713		1743		1813		1843		1913		1943		2013		2043		2113		2143		2213		2243		2313	
Kingston	a	1646		1716		1746		1816		1846		1916		1946		2016		2046		2116		2146		2216		2246		2316	
Kingston	d	1649		1716	1735	1749		1819	1835	1849		1916	1935	1949		2016	2035	2049		2116	2135	2149		2216	2235	2249		2316	2335
Hampton Wick	d	1651		1718	1737	1751		1821	1837	1851		1918	1937	1951		2018	2037	2051		2118	2137	2151		2218	2237	2251		2318	2337
Teddington	d	1656		1721	1740	1756		1823	1840	1856		1921	1940	1956		2021	2040	2056		2121	2140	2156		2221	2240	2256		2321	2340
Fulwell	d			1725				1828				1925				2025				2125				2225				2325	
Hampton	d			1729				1831				1929				2029				2129				2229				2329	
Kempton Park	d			1732				1835				1932				2032				2132				2232				2332	
Sunbury	d			1734				1836				1934				2034				2134				2234				2334	
Upper Halliford	d			1736				1838				1936				2036				2136				2236				2336	
Shepperton	a			1739				1842				1939				2039				2139				2239				2339	
Strawberry Hill	d	1659		1743	1759			1843	1859			1943	1959			2043	2059			2143	2159			2243	2259			2343	
Twickenham	d	1703	1656	1756k	1803	1756		1856k	1903	1856		1956k	2003	1956		2056k	2103	2056		2156k	2203	2156		2256k	2303	2256		2346a	
St Margarets	d	1705		1805				1905				2005				2105				2205				2305					
Richmond	d	1709		1757e	1809			1857e	1909			1957e	2009			2057e				2157e				2257e				2358e	
North Sheen	d	1711		1811				1911				2011				2111				2211				2311					
Mortlake	d	1713		1813				1913				2013				2113				2213				2313					
Barnes	d	1716	1723	1816	1823			1916	1923			2016	2023			2116	2123			2216	2223			2316	2323				
Putney	d	1719	1726	1803e	1819	1826		1903e	1919	1926		2003e	2019	2026		2103e	2119	2126		2203e	2219	2226		2303e	2319	2326		0004e	
Wandsworth Town	d	1722	1729	1822	1829			1922	1929			2022	2029			2122	2129			2222	2229			2322	2329				
Clapham Junction	d	1725	1732	1808e	1825	1832		1908e	1925	1932		2008e	2025	2032		2108e	2125	2132		2208e	2225	2232		2308e	2325	2332		0009e	
Queenstown Road	d	1728	1735	1828	1835			1928	1935			2028	2035			2128	2135			2228	2235			2328	2335				
Vauxhall	d	1732	1738	1813e	1832	1838		1913e	1932	1938		2013e	2032	2038		2113e	2132	2138		2213e	2232	2238		2313e	2332	2338		0014e	
London Waterloo	a	1736	1743	1818e	1836	1843		1918e	1936	1943		2018e	2036	2043		2118e	2136	2143		2218e	2236	2243		2318e	2336	2343		0019e	

Late night and weekend trains may be altered due to engineering works.
Please check at southwesternrailway.com before travelling.

For guide to notes and symbols see end of timetable.

South Western Railway



Changing trains

Most journeys shown in this timetable are direct trains, shown in **bold type**. However, you may be able to make other journeys or reach your destination more quickly by changing trains. To help you find these alternative trains, we show them in *light italic type*. A letter against the time will show where you need to change trains – please check the ‘Notes’ section for an explanation of these letters.

Please allow plenty of time to change trains. At most stations you will need to allow at least five minutes. You will need longer at some stations, and this is shown in the ‘Station information’ table in this timetable. For example ⑩ means you should allow 10 minutes to change trains at this station.

SATURDAY

Shepperton branch, Richmond and Kingston to Wimbledon and London Waterloo

Notes																														
London Waterloo	d			0533		0603		0633		0703		0733		0803		0828		0903		0933		1003		1033		1103		1133		
Vauxhall	d			0537		0607		0637		0707		0737		0807		0832		0907		0937		1007		1037		1107		1137		
Queenstown Road	d			0540		0610		0640		0710		0740		0810		0835		0910		0940		1010		1040		1110		1140		
Clapham Junction	d			0543		0613		0643		0713		0743		0813		0838		0913		0943		1013		1043		1113		1143		
Wandsworth Town	d			0546		0616		0646		0716		0746		0816		0841		0916		0946		1016		1046		1116		1146		
Putney	d			0549		0619		0649		0719		0749		0819		0844		0919		0949		1019		1049		1119		1149		
Barnes	d			0552		0622		0652		0722		0752		0822		0847		0922		0952		1022		1052		1122		1152		
Mortlake	d			0554		0624		0654		0724		0754		0824		0849		0924		0954		1024		1054		1124		1154		
North Sheen	d			0556		0626		0656		0726		0756		0826		0851		0926		0956		1026		1056		1126		1156		
Richmond	d			0559		0629		0659		0729		0759		0829		0854		0929		0959		1029		1059		1129		1159		
St Margarets	d			0601		0631		0701		0731		0801		0831		0856		0931		1001		1031		1101		1131		1201		
Twickenham	d	0452		0604		0634		0704		0734		0804		0834		0900		0934		1004		1034		1104		1134		1204		
Strawberry Hill	d	0455		0607		0637		0707		0737		0807		0837		0903		0937		1007		1037		1107		1137		1207		
Shepperton	d					0611		0641		0711		0741		0811		0841		0911		0941		1011		1041		1111		1141		1211
Upper Halliford	d					0614		0644		0714		0744		0814		0844		0914		0944		1014		1044		1114		1144		1214
Sunbury	d					0616		0646		0716		0746		0816		0846		0916		0946		1016		1046		1116		1146		1216
Kempton Park	d					0618		0648		0718		0748		0818		0848		0918		0948		1018		1048		1118		1148		1218
Hampton	d					0621		0651		0721		0751		0821		0851		0921		0951		1021		1051		1121		1151		1221
Fulwell	d					0624		0654		0724		0754		0824		0854		0924		0954		1024		1054		1124		1154		1224
Teddington	d	0459	0544	0611	0629	0641	0659	0711	0729	0741	0759	0811	0829	0841	0859	0911	0929	0941	0959	1011	1029	1041	1059	1111	1129	1141	1159	1211	1229	
Hampton Wick	d	0501	0546	0614	0631	0644	0701	0714	0731	0744	0801	0814	0831	0844	0901	0914	0931	0944	1001	1014	1031	1044	1101	1114	1131	1144	1201	1214	1231	
Kingston	a	0503	0548	0616	0633	0646	0703	0716	0733	0746	0803	0816	0833	0846	0903	0916	0933	0946	1003	1016	1033	1046	1103	1116	1133	1146	1203	1216	1233	
Kingston	d	0504	0549	0618	0634	0648	0704	0718	0734	0748	0804	0818	0834	0848	0904	0918	0934	0948	1004	1018	1034	1048	1104	1118	1134	1148	1204	1218	1234	
Norbiton	d	0506	0551	0620	0636	0650	0706	0720	0736	0750	0806	0820	0836	0850	0906	0920	0936	0950	1006	1020	1036	1050	1106	1120	1136	1150	1206	1220	1236	
New Malden	d	0510	0555	0625	0640	0655	0710	0725	0740	0755	0810	0825	0840	0855	0910	0925	0940	0955	1010	1025	1040	1055	1110	1125	1140	1155	1210	1225	1240	
Raynes Park	d	0513	0558	0628	0643	0658	0713	0728	0743	0758	0813	0828	0843	0858	0913	0928	0943	0958	1013	1028	1043	1058	1113	1128	1143	1158	1213	1228	1243	
Wimbledon	d	0517	0602	0632	0647	0702	0717	0732	0747	0802	0817	0832	0847	0902	0917	0932	0947	1002	1017	1032	1047	1102	1117	1132	1147	1202	1217	1232	1247	
Earlsfield	d	0521	0605	0635	0650	0705	0720	0735	0750	0805	0820	0835	0850	0905	0920	0935	0950	1005	1020	1035	1050	1105	1120	1135	1150	1205	1220	1235	1250	
Clapham Junction	d	0525	0609	0639	0654	0709	0724	0739	0754	0809	0824	0839	0854	0909	0924	0939	0954	1009	1024	1039	1054	1109	1124	1139	1154	1209	1224	1239	1254	
Vauxhall	d	0530	0614	0644	0659	0714	0729	0744	0759	0814	0829	0844	0859	0914	0929	0944	0959	1014	1029	1044	1059	1114	1129	1144	1159	1214	1229	1244	1259	
London Waterloo	a	0537	0619	0649	0705	0719	0735	0749	0805	0819	0835	0849	0905	0919	0935	0949	1005	1019	1035	1049	1105	1119	1135	1149	1205	1219	1235	1250	1305	

Late night and weekend trains may be altered due to engineering works.

Please check at southwesternrailway.com before travelling.

For guide to notes and symbols see end of timetable.

SUNDAY

Shepperton branch, Richmond and Kingston to Wimbledon and London Waterloo

Notes																	H		H		H		H		H				
London Waterloo	d		0657b	0817	0917	1014		1114		1214		1314		1414	1420		1514	1520		1614	1620		1714	1720					
Vauxhall	d		0701b	0821	0921	1018		1118		1218		1318		1418	1424		1518	1524		1618	1624		1718	1724					
Queenstown Road	d			0824	0925	1021		1122		1221		1321		1421	1427		1521	1527		1621	1627		1721	1727					
Clapham Junction	d		0720	0827	0928	1024		1125		1224		1324		1424	1430		1524	1530		1624	1630		1724	1730					
Wandsworth Town	d		0722	0830	0930	1027		1128		1227		1327		1427	1433		1527	1533		1627	1633		1727	1733					
Putney	d		0725	0833	0933	1030		1131		1230		1330		1430	1436		1530	1536		1630	1636		1730	1736					
Barnes	d		0728	0836	0936	1033		1134		1233		1333		1433	1439		1533	1539		1633	1639		1733	1739					
Mortlake	d		0731	0838	0939	1035		1136		1235		1335		1435			1535			1635			1735						
North Sheen	d		0733	0840	0941	1037		1138		1237		1337		1437			1537			1637			1737						
Richmond	d	0648	0740	0843	0943	1040		1141		1240		1340		1440	1459e		1540	1559e		1640	1659e		1740	1759e					
St Margarets	d	0650	0742	0845	0946	1042		1143		1242		1342		1442			1542			1642			1742						
Twickenham	d	0653	0745	0848	0948	1045		1145		1245		1345		1445	1511		1545	1611		1645	1711		1745	1811					
Strawberry Hill	d	0656	0749	0851	0952	1049		1149		1249		1349		1449	1514		1549	1614		1649	1714		1749	1814					
Shepperton	d		0711	0811	0911	1011		1111		1211		1311		1411			1511			1611			1711		1811				
Upper Halliford	d		0714	0814	0914	1014		1114		1214		1314		1414			1514			1614			1714		1814				
Sunbury	d		0716	0816	0916	1016		1116		1216		1316		1416			1516			1616			1716		1816				
Kempton Park	d		0718	0818	0918	1018		1118		1218		1318		1418			1518			1618			1718		1818				
Hampton	d		0721	0821	0921	1021		1121		1221		1321		1421			1521			1621			1721		1821				
Fulwell	d		0724	0824	0924	1024		1124		1224		1324		1424			1524			1624			1724		1824				
Teddington	d	0659	0729	0755	0829	0855	0929	0955	1029	1055	1129	1155	1229	1255	1329	1355	1429	1455	1517	1529	1555	1617	1629	1655	1717	1729	1755	1817	1829
Hampton Wick	d	0702	0731	0757	0831	0857	0931	0957	1031	1057	1131	1157	1231	1257	1331	1357	1431	1457	1520	1531	1557	1620	1631	1657	1720	1731	1757	1820	1831
Kingston	a	0704	0733	0759	0833	0859	0933	0959	1033	1059	1133	1159	1233	1259	1333	1359	1433	1459	1522	1533	1559	1622	1633	1659	1722	1733	1759	1822	1833
Kingston	d	0704	0734	0804	0834	0903	0934	1004	1034	1104	1134	1204	1234	1304	1334	1404	1434	1504		1534	1604		1634	1704		1734	1804	1834	
Norbiton	d	0706	0736	0806	0836	0905	0936	1006	1036	1106	1136	1206	1236	1306	1336	1406	1436	1506		1536	1606		1636	1706		1736	1806	1836	
New Malden	d	0710	0740	0810	0840	0909	0940	1010	1040	1110	1140	1210	1240	1310	1340	1410	1440	1510		1540	1610		1640	1710		1740	1810	1840	
Raynes Park	d	0713	0743	0813	0843	0912	0943	1013	1043	1113	1143	1213	1243	1313	1343	1413	1443	1513		1543	1613		1643	1713		1743	1813	1843	
Wimbledon	d	0717	0747	0817	0847	0916	0947	1017	1047	1117	1147	1217	1247	1317	1347	1417	1447	1517		1547	1617		1647	1717		1747	1817	1847	
Earlsfield	d	0720	0750	0820	0850	0919	0950	1020		1120	1150	1220	1250	1320	1350	1420	1450	1520		1550	1620		1650	1720		1750	1820	1850	
Clapham Junction	d	0724	0754	0824	0854	0923	0955	1024	1057	1124	1155	1224	1254	1324	1354	1424	1454	1524		1554	1624		1654	1724		1754	1824	1854	
Vauxhall	d	0729	0759	0829	0859	0928	1001	1029	1102	1129	1200	1229	1259	1329	1359	1429	1459	1529		1559	1629		1659	1729		1759	1829	1859	
London Waterloo	a	0736	0806	0838	0906	0938	1007	1036	1108	1136	1206	1236	1304	1334	1404	1434	1504	1534		1604	1634		1704	1734		1804	1834	1904	

Late night and weekend trains may be altered due to engineering works.






Please check at southwesternrailway.com before travelling.

For guide to notes and symbols see end of timetable.

GUIDE TO NOTES AND SYMBOLS

- A** From Shepperton.
- B** Service runs via Richmond.
- C** To Shepperton.
- D** From Twickenham.
- H** Service runs via Hounslow.
- FX** Service does not run on Friday.
- FO** Service runs on Friday only.
- SO** Service runs on Saturday morning only.
 - a Arrival time.
 - b Change at Clapham Junction.
 - c Change at Wimbledon.
 - d Departure time.
 - e Change at Twickenham.
 - k Arrives Twickenham 10 minutes earlier.
 - s Stops to let passengers leave the train only.
- ↳ Continued in later column.
- ← Continued from earlier column.

All services in this timetable are operated by South Western Railway.

-  Interchange for London Trams service to Croydon. Visit tfl.gov.uk for details.
-  Interchange for London Underground services. Visit tfl.gov.uk for details.
-  Car Park.
-  Minimum connection time where different from the standard five minutes.
- #8** Refers to the timetable number which shows the full service between this station and London Waterloo.
-  **Passengers travelling with cycles may not join or leave services at stations with train times shown in blue.**

Cycles on trains - Monday to Friday

At peak times the following restrictions apply in the area bounded by Reading, Hook, Alton, Guildford and Dorking.

Passengers travelling with cycles may not join or leave services timed to arrive at London Waterloo between 0715 and 1000 inclusive or timed to depart from London Waterloo between 1645 and 1900 inclusive.













Passengers travelling with cycles may not join or leave services timed to depart from Clapham Junction between 0745 and 0900 inclusive in an area bounded by Clapham Junction, Strawberry Hill and Feltham.

Travelling after midnight?

Trains which run after midnight are shown at the end of the day.

STATION INFORMATION

See notes for explanation of symbols.

London Waterloo			
Vauxhall			
Clapham Junction			
Earlsfield			#8
Wimbledon	 	 	#8
Raynes Park			#8
New Malden			#8
Norbiton			
Kingston			
Hampton Wick			
Teddington			
Fulwell			
Hampton			
Kempton Park			
Sunbury			
Upper Halliford			
Shepperton			
Strawberry Hill			
Twickenham			#9
St Margarets			#9
Richmond			#9
North Sheen			#9
Mortlake			#9
Barnes			#9
Putney			#9
Wandsworth Town			#9
Queenstown Road			#9

Visit us at southwesternrailway.com

- Buying tickets online
- Live train information
- Train times
- Special offers and days out
- Plan your journey
- Latest news

Customer Service Centre

0345 6000 650

Our UK based team are available 7 days a week from 6am to 10pm for:

- Comments and suggestions

Assisted Travel

0800 5282 100

Text relay 18001 0800 5282 100

A freephone service open 24 hours for older and disabled customers.

We recommend booking assistance **4 hours in advance**.

National Rail Enquiries

03457 48 49 50

Train times, fares and rail information.

Free travel alerts

southwesternrailway.com/alerts

Keeping our registered customers up-to-date with their service running information, delays and alterations.

Twitter [@SW_Help](https://twitter.com/SW_Help)

Follow South Western Railway on Twitter and be the first to know what's happening on our network.

Facebook Facebook.com/SWRailway

Providing South Western Railway network information and details of our latest offers.

First MTR South Western Trains Limited (trading as South Western Railway) accepts no liability for any inaccuracy in the information contained in this timetable which is subject to alteration.

First MTR South Western Trains Limited. Registered in England and Wales 07900320.

Registered office: 8th Floor, The Point, 37 North Wharf Road, London W2 1AF.

A First and MTR company.

South Western
 **Railway**

PTT01 1221



Please Recycle