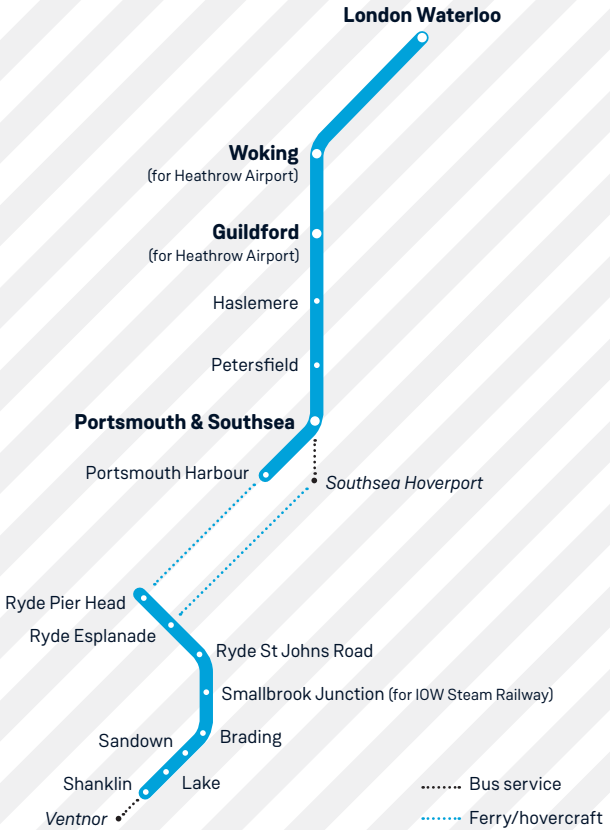


# 24

## ISLAND LINE Isle of Wight to London Waterloo



### Train times

15 December 2019 to 16 May 2020

## Your timetable

This timetable shows Island Line train services between **Shanklin and Ryde Pier Head**. Times for the connecting bus link to Ventnor are also included.

Ferries from Ryde Pier Head to Portsmouth Harbour offer connections to mainland train services by South Western Railway to London Waterloo, Southern to London Victoria and Great Western Railway to Cardiff.

Customers for the Isle of Wight Steam Railway should travel to Smallbrook Junction for connecting services. For more information please visit **[iwsteamrailway.co.uk](http://iwsteamrailway.co.uk)**.

## Buy a ticket before you board

You need to buy a valid ticket before you get on your train. We know that most of our passengers do this before travelling, and we have a duty to those passengers to make sure no-one travels without paying. This is why we run a penalty-fares scheme across most of our network.

If you travel without a valid ticket to or from a station within the penalty-fares area, you may have to pay a penalty fare of £20 or twice the single fare to the next station your train stops at (whichever is higher). You will also have to buy a ticket for the rest of your journey.

We have a policy to, wherever possible, prosecute everyone who deliberately avoids paying.

## Automated Delay Repay

We have introduced a new Automated Delay Repay (ADR) system that drastically cuts the time it takes to claim and receive compensation if your train is late.

ADR works for all customers who have bought Advance tickets or a Touch Smartcard season ticket from our website.

If you have a Touch Smartcard season ticket, you will need to touch in and out at the beginning and end of your journey, sign up for a Delay Repay account at **[delayrepay.southwesternrailway.com](http://delayrepay.southwesternrailway.com)** and select 'Auto Delay Repay'. (The email addresses you use for 'My Account' and 'Delay Repay' must match.)

To find out more about Automated Delay Repay, visit: **[southwesternrailway.com/contact-and-help/refunds-and-compensation/delay-repay/automated-delay-repay](http://southwesternrailway.com/contact-and-help/refunds-and-compensation/delay-repay/automated-delay-repay)**.

## Changes to train times

Network Rail need to do engineering work to maintain and improve the rail network. They do a lot of this work at weekends and during holiday periods, but they also need to do some work overnight during the week.

If we need to close rail lines so Network Rail can carry out work, buses will replace train services. We may also have to alter train services over a wider area.

Please check for any changes to train times before travelling at weekends, late in the evening or early in the morning.

Look for the 'Changes to train times' posters at stations, or visit our website at **[southwesternrailway.com](http://southwesternrailway.com)**.

## National Rail Enquiries

For full details of train services and fares please telephone **03457 48 49 50**.

This is a local call rate service available 24 hours a day.

## Public holidays

Services are subject to alteration during public holidays and passengers are advised to check train times before travelling.

## Connections

Please note that connections cannot be guaranteed. Rail and ferry services may not be held in the event of late running.

## Cycles on Island Line

A maximum of four cycles may be carried at no charge in the 'Shanklin end' of all trains. Island Line reserves the right to restrict the carriage of bicycles on any trains when the safety and comfort of passengers or the punctuality of the train may be jeopardised. Implementation of this restriction will be at the guard's discretion.

**Please note that tandems and cycles with attachments cannot be carried.**

## No-smoking policy

For the comfort of all our customers, smoking and using e-cigarettes is not allowed on any part of our trains or stations.

You can smoke outside the station entrance or in our car parks.

# Fares and Discounts

## Children's fares

Children aged 15 years and under travel for half the adult price and under 5's travel free on all services.

## Season Tickets

For regular passengers a Season Ticket offers reductions on the cost of buying return tickets every day. For information on the savings a Weekly, Monthly or Annual Season Ticket can offer you, please enquire at Ryde Esplanade or Shanklin ticket offices, or ask the guard on the train. A photocard is required for all Season Tickets.

## Island Line Residents Card

Save 40% on Island Line Single and Day Return Fares with an Island Line Residents Card. Savings available after 9am Monday to Friday and all day weekends and public holidays. Residents Cards cost **£5** for the individual card or **£7.50** for the Family Card.

To apply for your discount card complete an application form and take it together with a recent photograph of yourself and proof of residence, for example council tax notice or driving licence to either Ryde Esplanade or Shanklin ticket office.

**All National Railcards are accepted for reduced rate travel on Hovertravel and Wightlink services when part of a rail journey.**

# Connections

## BY TRAIN

### South Western Railway

Provides fast, frequent trains from London Waterloo to Portsmouth. For further details visit [southwesternrailway.com](https://www.southwesternrailway.com)

### Southern

Provides coastal services from Brighton, Chichester and West Sussex stations. London Victoria to Portsmouth via East Croydon and Gatwick Airport. For further details visit [southernrailway.com](https://www.southernrailway.com)

### Great Western Railway

Provides frequent services from Cardiff, Bristol, Salisbury and Southampton to Portsmouth Harbour. For further details visit [GWR.com](https://www.gwr.com)

## BY HOVERCRAFT

### Hovertravel

Provides a fast and friendly service to the Isle of Wight. A 10 minute crossing between Southsea (Clarence Pier) and Ryde Esplanade with connections to Island Line trains. For further details please telephone **01983 717700** or visit [hovertravel.co.uk](https://www.hovertravel.co.uk)

## BY FERRY

### Wightlink

Provides a fast, comfortable service between Portsmouth Harbour and Ryde Pier Head. This crossing, which takes approximately 22 minutes, connects with the station at each end of the service. Please telephone **0333 999 7333** or visit [wightlink.co.uk](https://www.wightlink.co.uk)

# Connections

## BY BUS

### Southern Vectis

Provides bus services across the island.

Please telephone **0330 0539 182** or visit **islandbuses.info**

### Shanklin to Ventnor Rail/Bus Link

The joint initiative between Island Line and Southern Vectis at Shanklin has now been going for several years. This arrangement involves the station being served by Southern Vectis service 3. Buses will depart from the station front providing direct links, seven days a week, for rail passengers to Ventnor, Wroxall and Whiteley Bank to and from Shanklin Station.

Special 'Rail-link' fares are available to passengers making a through journey using both Southern Vectis and Island Line Trains. The tickets can be bought at the station or on the bus.

For further details please telephone **0330 0539 182** or visit **islandbuses.info/timetables/3**

### First Bus Services

First Bus in Portsmouth, Fareham and Gosport operate nearly 40 routes on the mainland. Please visit **firstgroup.com** for further information.

### Stagecoach Bus Services

Stagecoach bus services include Coastliner 700, which operates between Portsmouth Harbour and Bognor Regis calling at Havant, Emsworth and Chichester. Please visit **stagecoachbus.com** to download a timetable.

**MONDAY TO FRIDAY**
**Isle of Wight - Portsmouth - London Waterloo**

Notes	★	★	★	★															★										
Ventnor (Boots) 🚰	d			0600	0655	0715	0746		0844		0944		1044		1144		1244		1344		1444		1544		1644		1747	1814	
Shanklin	d		0618	0638	0718	0738	0818	0838	0918	0938	1018	1038	1118	1138	1218	1238	1318	1338	1418	1438	1518	1538	1618	1638	1718	1738	1818	1838	
Lake	d		0621	0641	0721	0741	0821	0841	0921	0941	1021	1041	1121	1141	1221	1241	1321	1341	1421	1441	1521	1541	1621	1641	1721	1741	1821	1841	
Sandown	d		0624	0644	0724	0744	0824	0844	0924	0944	1024	1044	1124	1144	1224	1244	1324	1344	1424	1444	1524	1544	1624	1644	1724	1744	1824	1844	
Brading	d		0628	0648	0728	0748	0828	0848	0928	0948	1028	1048	1128	1148	1228	1248	1328	1348	1428	1448	1528	1548	1628	1648	1728	1748	1828	1848	
Smallbrook Junction	d										1053b		1153b	1233b	1253b	1333b			1453b	1533b	1553b	1633b							
Ryde St Johns Road	d	0535	0556	0635	0655	0735	0755	0835	0855	0935	0955	1035	1055	1135	1155	1235	1255	1335	1355	1435	1455	1535	1555	1635	1655	1735	1755	1835	1855
Ryde Esplanade	d	0540	0600	0640	0700	0740	0800	0840	0900	0940	1000	1040	1100	1140	1200	1240	1300	1340	1400	1440	1500	1540	1600	1640	1700	1740	1800	1840	1900
Ryde Pier Head	a	0542	0602	0642	0702	0742	0802	0842	0902	0942	1002	1042	1102	1142	1202	1242	1302	1342	1402	1442	1502	1542	1602	1642	1702	1742	1802	1842	1902
Ryde Pier Head 🚰	d	0547		0647	0710A	0747	0810A	0847	0910A	0947		1047		1147		1247		1347		1447		1547		1647	1710A	1747	1810A	1847	1915A
Portsmouth Harbour 🚰	a	0609		0709	0732A	0809	0832A	0909	0932A	1009		1109		1209		1309		1409		1509		1609		1709	1732A	1809	1832A	1909	1937A
Portsmouth Harbour	d	0615		0714	0745	0815	0845	0915	0945	1015		1115		1215		1315		1415		1515		1615		1715	1745	1815	1845	1915	1945
Petersfield	a	0648		0745	0817	0847	0917	0947	1017	1047		1147		1247		1347		1447		1547		1647		1747	1817	1847	1917	1947	2017
Haslemere	a	0702		0759	0831	0901	0931	1000	1031	1100		1200		1300		1400		1500		1600		1700		1801	1831	1900	1931	2001	2031
Guildford	a	0716		0817	0849	0918	0948	1018	1048	1118		1218		1318		1418		1518		1618		1718		1819	1848	1918	1948	2018	2048
Woking	a	0725		0826	0914e	0927	0959	1026	1056	1126		1226		1326		1426		1526		1627		1726		1844r	1903	1944t	1956	2026	2058
London Waterloo	a	0753		0854	0930	0955	1029	1052	1124	1151		1251		1351		1453		1551		1654		1757		1859	1929	1959	2027	2051	2129

Wightlink catamaran times are correct at time of publication but subject to alteration. A revised service operates on public holidays. Please check before travelling.

Please visit [wightlink.co.uk](http://wightlink.co.uk) or call 0333 999 7333 (calls charged at local rate).

Connections between catamarans and trains are not guaranteed. Where possible, customers are advised to allow at least 10 minutes to change.

For Hovertravel connections please visit [hovertravel.co.uk](http://hovertravel.co.uk)





## SATURDAY

## Isle of Wight - Portsmouth - London Waterloo

Notes			I		I		I		I	I	I	I	I	I	I	I	I	I	I	I	I		I						
Ventnor (Boots) 𠄎	d			0600	0655		0746		0844		0944		1044		1144		1244		1344		1444		1544		1644		1747	1814	
Shanklin	d		0618	0638	0718	0738	0818	0838	0918	0938	1018	1038	1118	1138	1218	1318	1338	1418	1438	1518	1538	1618	1638	1718	1738	1818	1838		
Lake	d		0621	0641	0721	0741	0821	0841	0921	0941	1021	1041	1121	1141	1221	1241	1321	1341	1421	1441	1521	1541	1621	1641	1721	1741	1821	1841	
Sandown	d		0624	0644	0724	0744	0824	0844	0924	0944	1024	1044	1124	1144	1224	1244	1324	1344	1424	1444	1524	1544	1624	1644	1724	1744	1824	1844	
Brading	d		0628	0648	0728	0748	0828	0848	0928	0948	1028	1048	1128	1148	1228	1248	1328	1348	1428	1448	1528	1548	1628	1648	1728	1748	1828	1848	
Smallbrook Junction	d											1053b		1153b	1233b	1253b	1333b			1453b	1533b	1553b	1633b						
Ryde St Johns Road	d	0535	0556	0635	0655	0735	0755	0835	0855	0935	0955	1035	1055	1135	1155	1235	1255	1335	1355	1435	1455	1535	1555	1635	1655	1735	1755	1835	1855
Ryde Esplanade	d	0540	0600	0640	0700	0740	0800	0840	0900	0940	1000	1040	1100	1140	1200	1240	1300	1340	1400	1440	1500	1540	1600	1640	1700	1740	1800	1840	1900
Ryde Pier Head	a	0542	0602	0642	0702	0742	0802	0842	0902	0942	1002	1042	1102	1142	1202	1242	1302	1342	1402	1442	1502	1542	1602	1642	1702	1742	1802	1842	1902
Ryde Pier Head 𠄎	d		0647		0747		0847		0947	1010B	1047	1110B	1147	1210B	1247	1310B	1347	1410B	1447	1510B	1547	1610B	1647	1710B	1747	1810B	1847		
Portsmouth Harbour 𠄎	a		0709		0809		0909		1009	1032B	1109	1132B	1209	1232B	1309	1332B	1409	1432B	1509	1532B	1609	1632B	1709	1732B	1809	1832B	1909		
Portsmouth Harbour	d		0715		0815		0915		1015	1045	1115	1145	1215	1245	1315	1345	1415	1445	1515	1545	1615	1645	1715	1745	1815	1845	1915		
Petersfield	a		0747		0847		0947		1047	1117	1147	1217	1247	1317	1347	1417	1447	1517	1547	1617	1647	1717	1747	1818	1847	1917	1947		
Haslemere	a		0800		0900		1000		1100	1131	1200	1231	1300	1331	1400	1431	1500	1531	1600	1631	1700	1731	1800	1832	1900	1931	2000		
Guildford	a		0818		0918		1018		1118	1148	1218	1248	1318	1348	1418	1448	1518	1548	1618	1648	1718	1748	1818	1848	1918	1948	2018		
Woking	a		0826		0926		1026		1126	1156	1226	1256	1326	1356	1426	1456	1526	1556	1626	1656	1726	1756	1826	1856	1926	1956	2026		
London Waterloo	a		0852		0952		1052		1152	1224	1253	1327	1353	1424	1456	1527	1556	1624	1652	1722	1752	1822	1852	1922	1952	2022	2053		

Wightlink catamaran times are correct at time of publication but subject to alteration. A revised service operates on public holidays. Please check before travelling.

Please visit [wightlink.co.uk](http://wightlink.co.uk) or call 0333 999 7333 (calls charged at local rate).

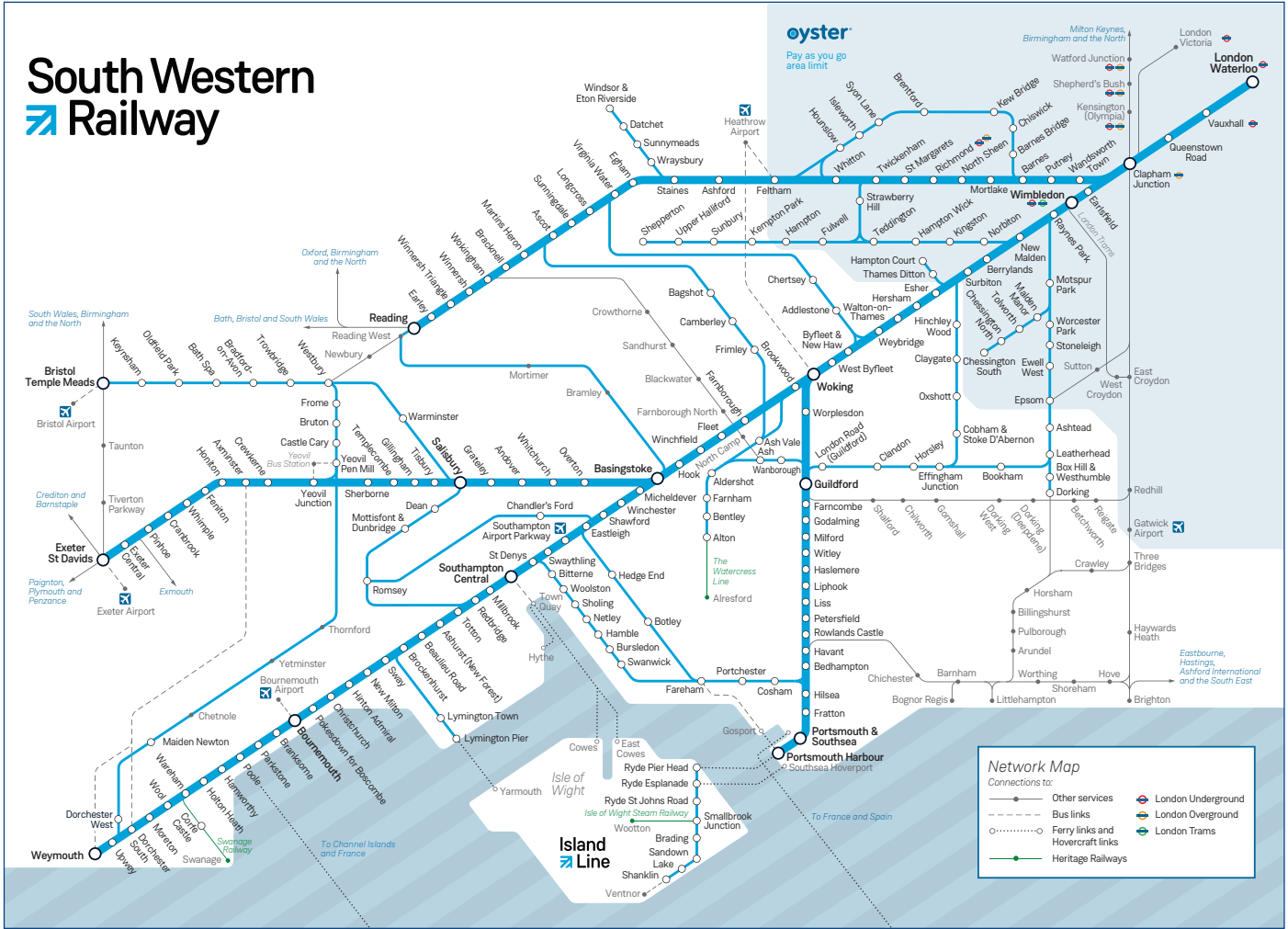
Connections between catamarans and trains are not guaranteed. Where possible, customers are advised to allow at least 10 minutes to change.

For Hovertravel connections please visit [hovertravel.co.uk](http://hovertravel.co.uk)





# South Western Railway



## Changing trains

Most journeys shown in this timetable are direct trains, shown in **bold type**. However, you may be able to make other journeys or reach your destination more quickly by changing trains. To help you find these alternative trains, we show them in the timetable with *light italic type*. A letter against the time will show where you need to change trains – please check the ‘Notes’ section for an explanation of these letters.

Please allow plenty of time to change trains. At most stations you will need to allow at least five minutes. You will need longer at some stations, and this is shown in the ‘Station information’ table in this timetable. For example **ⓐ** means you should allow 10 minutes to change trains at this station.

**MONDAY TO FRIDAY**
**London Waterloo - Portsmouth - Isle of Wight**

Notes					★				⌚	⌚		⌚		⌚		⌚		⌚		⌚		⌚	⌚	⌚					
<b>London Waterloo</b>	d					0500	0545	0615	0700	0730		0830		0930		1030		1130		1230		1330		1430	1500	1530	1600		
Woking	d					0553	0613	0643	0725	0755		0855		0955		1055		1155		1255		1355		1455	1525	1555	1625		
Guildford	d				0509	0603	0630	0656	0733	0804		0903		1003		1103		1203		1303		1403		1503	1533	1603	1634		
Haslemere	d				0524	0628	0655	0721	0754	0824		0924		1021		1121		1221		1321		1421		1521	1551	1621	1653		
Petersfield	d				0545	0645	0711	0738	0805	0835		0935		1032		1132		1232		1332		1432		1532	1602	1632	1704		
<b>Portsmouth Harbour</b>	a				0620	0721	0751	0813	0836	0908		1008		1102		1202		1302		1402		1508		1602	1636	1702	1734		
Portsmouth Harbour ⇄	d	0515	0615		0640A	0715	0740A	0815	0840A		0915		1015		1115		1215		1315		1415		1515		1615	1640A	1715	1740A	
Ryde Pier Head ⇄	a	0537	0637		0702A	0737	0802A	0837	0902A		0937		1037		1137		1237		1337		1437		1537		1637	1702A	1737	1802A	
<b>Ryde Pier Head</b>	d	0549	0607	0649	0707	0749	0807	0849	0907		0949	1007	1049	1107	1149	1207	1249	1307	1349	1407	1449	1507	1549	1607	1649	1707		1749	1807
<b>Ryde Esplanade</b>	d	0551	0609	0652	0709	0752	0809	0852	0909		0952	1009	1052	1109	1152	1209	1252	1309	1352	1409	1452	1509	1552	1609	1652	1709		1752	1809
<b>Ryde St Johns Road</b>	d	0555	0613	0655	0713	0755	0813	0855	0913		0955	1013	1055	1113	1155	1213	1255	1313	1355	1413	1455	1513	1555	1613	1655	1713		1755	1813
<b>Smallbrook Junction</b>	d												1058b		1158b	1215b	1258b	1315b			1458b	1515b	1558b	1615b					
<b>Brading</b>	d	0602	0620	0703	0720	0803	0820	0903	0920		1003	1020	1103	1120	1203	1220	1303	1320	1403	1420	1503	1520	1603	1620	1703	1720		1803	1820
<b>Sandown</b>	d	0607	0625	0707	0725	0807	0825	0907	0925		1007	1025	1107	1125	1207	1225	1307	1325	1407	1425	1507	1525	1607	1625	1707	1725		1807	1825
<b>Lake</b>	d	0609	0627	0710	0727	0810	0827	0910	0927		1010	1027	1110	1127	1210	1227	1310	1327	1410	1427	1510	1527	1610	1627	1710	1727		1810	1827
<b>Shanklin</b>	a	0612	0630	0713	0730	0813	0830	0913	0930		1013	1030	1113	1130	1213	1230	1313	1330	1413	1430	1513	1530	1613	1630	1713	1730		1813	1830
Ventnor (Boots) ⇄	a	0646	0735		0805	0848	0923	0953	1023		1058	1128	1158	1228	1258	1328	1358	1428	1458	1528	1558	1628	1658	1728	1758	1825		1853	1923

Wightlink catamaran times are correct at time of publication but subject to alteration. A revised service operates on public holidays. Please check before travelling.

Please visit [wightlink.co.uk](http://wightlink.co.uk) or call 0333 999 7333 (calls charged at local rate).

Connections between catamarans and trains are not guaranteed. Where possible, customers are advised to allow at least 10 minutes to change.

For Hovertravel connections please visit [hovertravel.co.uk](http://hovertravel.co.uk)









# SUNDAY

# London Waterloo - Portsmouth - Isle of Wight

Notes																							∩		∩	∩	∩				
<b>London Waterloo</b>	d							0800		0900		1000		1100		1200		1300		1400		1500		1600		1730		1830	1930	2030	
Woking	d				0732		0835		0935		1032		1133		1233		1332		1432		1532		1632		1802		1902	2002	2102		
Guildford	d				0742		0845		0945		1042		1142		1242		1342		1442		1542		1642		1812		1912	2012	2112		
Haslemere	d				0807		0912		1012		1107		1207		1307		1407		1507		1607		1707		1830		1930	2030	2130		
Petersfield	d				0823		0928		1028		1123		1223		1323		1423		1523		1623		1723		1841		1941	2041	2141		
<b>Portsmouth Harbour</b>	a				0857		1004		1104		1200		1300		1400		1500		1600		1700		1800		1911		2011	2113	2211		
Portsmouth Harbour ⇄	d		0715		0815		0915		1015		1115		1215		1315		1415		1515		1615		1715		1815		1920		2020	2120	2245
Ryde Pier Head ⇄	a		0737		0837		0937		1037		1137		1237		1337		1437		1537		1637		1737		1837		1942		2042	2142	2307
<b>Ryde Pier Head</b>	d	0649	0749		0849	0907	0949	1007	1049	1107	1149	1207	1249	1307	1349	1407	1449	1507	1549	1607	1649	1707	1749	1807	1849	1907	1949	2007	2049	2149	2315
<b>Ryde Esplanade</b>	d	0652	0752		0852	0909	0952	1009	1052	1109	1152	1209	1252	1309	1352	1409	1452	1509	1552	1609	1652	1709	1752	1809	1852	1909	1952	2009	2051	2151	2317
<b>Ryde St Johns Road</b>	d	0655	0755	0813	0855	0913	0955	1013	1055	1113	1155	1213	1255	1313	1355	1413	1455	1513	1555	1613	1655	1713	1755	1813	1855	1913	1955	2013a	2055	2155	2321a
<b>Smallbrook Junction</b>	d								1058b		1158b	1215b	1258b	1315b		1458b	1515b	1558b	1615b												
<b>Brading</b>	d	0703	0803	0820	0903	0920	1003	1020	1103	1120	1203	1220	1303	1320	1403	1420	1503	1520	1603	1620	1703	1720	1803	1820	1903	1920	2003		2101	2201	
<b>Sandown</b>	d	0707	0807	0825	0907	0925	1007	1025	1107	1125	1207	1225	1307	1325	1407	1425	1507	1525	1607	1625	1707	1725	1807	1825	1907	1925	2007		2105	2205	
<b>Lake</b>	d	0710	0810	0827	0910	0927	1010	1027	1110	1127	1210	1227	1310	1327	1410	1427	1510	1527	1610	1627	1710	1727	1810	1827	1910	1927	2010		2108	2208	
<b>Shanklin</b>	a	0713	0813	0830	0913	0930	1013	1030	1113	1130	1213	1230	1313	1330	1413	1430	1513	1530	1613	1630	1713	1730	1813	1830	1913	1930	2013		2111	2211	
Ventnor (Boots) ⇄	a	0807	0846	0918	0953	1023	1058	1128	1158	1228	1258	1328	1358	1428	1458	1528	1558	1628	1658	1728	1758	1826	1853	1923	1945	2010	2038		2138	2235	

Wightlink catamaran times are correct at time of publication but subject to alteration. A revised service operates on public holidays. Please check before travelling.

Please visit [wightlink.co.uk](http://wightlink.co.uk) or call 0333 999 7333 (calls charged at local rate).

Connections between catamarans and trains are not guaranteed. Where possible, customers are advised to allow at least 10 minutes to change.

For Hovertravel connections please visit [hovertravel.co.uk](http://hovertravel.co.uk)

## GUIDE TO NOTES AND SYMBOLS

**Trains between Ryde and Shanklin are operated by Island Line. Standard class accommodation only.**

**Trains between Portsmouth and London Waterloo are operated by South Western Railway. First and standard class accommodation available.**

**A** Catamaran does not run from 6 January until 31 January 2020.

**B** Catamaran runs from 4 April 2020.

**a** Arrival time.

**b** Train only calls at Smallbrook Junction during steam operating dates and times.

**d** Departure time.

**e** Change at Guildford.

**r** Depart Portsmouth Harbour 1719, direct to Woking arrive 1844.

**t** Depart Portsmouth Harbour 1819, direct to Woking arrive 1944.

**u** Stops to let passengers join the train only.

**z** Island Line train will be held for up to 5 minutes to connect with the Wightlink catamaran.

**⌘** Catering (trolley service) provided for all or part of the journey between Portsmouth and London Waterloo.

**P** Car Park.

**†** Station for Gunwharf Quays, the Spinnaker Tower and Historic Dockyard.

**←** Railair coach link to / from Heathrow Airport. Visit [nationalexpress.com](http://nationalexpress.com) for details.

**★** Passengers travelling with cycles may not join or leave services at stations with train times shown in **blue**. (School term time only on Island Line).

**⚓** Hovercraft operated by Hovertravel Ltd runs between Ryde Esplanade and Southsea seafront. For details visit [hovertravel.co.uk](http://hovertravel.co.uk) or telephone **01983 717700**.

A bus link runs between Southsea Hoverport and Portsmouth Harbour and Portsmouth & Southsea stations. All trains to and from Portsmouth Harbour also call at Portsmouth & Southsea. Please see timetable 17 or mini-guide 58.

**⚓** Interchange for Isle of Wight Steam Railway. Smallbrook Junction provides a direct interchange for the Isle of Wight Steam Railway. Island Line trains only call at Smallbrook Junction during Steam Railway operating dates and times. Visit [iwsteamrailway.co.uk](http://iwsteamrailway.co.uk)  
**There is no road access to Smallbrook Junction.**

**Times shown in green**  
Times shown in green type vary during the period of the timetable. Please see note next to time.

**⚓** High speed catamaran operated by Wightlink. Although connections between catamarans and trains are shown, where possible you should allow at least 10 minutes to change. Train/catamaran connections may not be held for late running trains/catamarans.

**Sailing times are correct at time of publication but are subject to alteration.**

Wightlink operate a revised service on public holidays. Additional sailings may run during special events. For details visit [wightlink.co.uk](http://wightlink.co.uk) or call **0333 999 7333** (calls charged at local rate).

**⚓** Southern Vectis bus (route 3) calling at Shanklin railway station and by Boots store in Ventnor. Connections between bus and train are not guaranteed.















Please enquire for services on public holidays. Visit [islandbuses.info](http://islandbuses.info) for details.

**⊖** Interchange for London Underground services. Visit [tfl.gov.uk](http://tfl.gov.uk) for details.

**Ⓜ** Minimum connection time where different from the standard five minutes.

## STATION INFORMATION

See notes for explanation of symbols.

Ventnor		
Shanklin		
Lake		
Sandown		
Brading		
Smallbrook Junction		
Ryde St Johns Road		
Ryde Esplanade		
Ryde Pier Head		
Portsmouth Harbour		†
Petersfield		
Haslemere		
Guildford		
Woking		←
London Waterloo		Ⓜ

# Isle of Wight Community Rail Partnership

The Isle of Wight Community Rail Partnership was set up in 2005 with the aim to create a sustainable future for rail on the Island. The CRP has successfully delivered numerous projects to the benefit of the railway, its users and the community. Partners include Island Line Trains, Wightlink, Hovertravel, Isle of Wight Chamber of Commerce, Isle of Wight Steam Railway and Southern Vectis.

If you would like more details please visit

**[isleofwightcrp.co.uk](http://isleofwightcrp.co.uk)** or contact:

**Isle of Wight Community Rail Partnership,**

St Johns Road Station, Ryde, Isle of Wight, PO33 2BA.

Email: **[info@isleofwightcrp.co.uk](mailto:info@isleofwightcrp.co.uk)**

## Isle of Wight Bus & Rail Users Group

The group is a forum for bus and rail users on the Isle of Wight and those responsible for providing services.

Details of locations for the meetings and any further information can be found by contacting:

Hon. Secretary. Email: **[iwbususers@gmail.com](mailto:iwbususers@gmail.com)**

Public enquiries can be made and topics raised at these monthly meetings.

Visit **[iwbususers.btck.co.uk](http://iwbususers.btck.co.uk)**



## Visit us at [southwesternrailway.com](https://southwesternrailway.com)

- Buying tickets online
- Special offers and days out
- Live train information
- Plan your journey
- Train times
- Latest news



## Free Travel Alerts [southwesternrailway.com/alerts](https://southwesternrailway.com/alerts)

Keeping our registered customers up-to-date with their service running information, delays and alterations.



## Twitter Customer Service [@SW\\_Railway](https://twitter.com/SW_Railway) [@SW\\_Help](https://twitter.com/SW_Help)

Follow South Western Railway on Twitter and be the first to know what's happening on our network.



## [Facebook.com/SWRailway](https://facebook.com/SWRailway)

Providing South Western Railway network information and details of our latest offers.



## Customer Service Centre **0345 6000 650**

Our UK based team are available 7 days a week from 6am to 10pm for:

- Ticket sales by credit or debit card
- Comments and suggestions



## Assisted Travel **0800 5282 100** Textphone **0800 6920 792**

A freephone service open 24 hours for older and disabled customers. We recommend booking assistance **12 hours in advance**.



## National Rail Enquiries **03457 48 49 50**

Train times, fares and rail information.

First MTR South Western Trains Limited (trading as South Western Railway) accepts no liability for any inaccuracy in the information contained in this timetable which is subject to alteration.

First MTR South Western Trains Limited. Registered in England and Wales 07900320.  
Registered office: 4th Floor, Capital House, 25 Chapel Street, London NW1 5DH.  
A First and MTR company.

