

28 Weymouth and Bournemouth to London Waterloo



Train times

15 December 2019 to 16 May 2020

Your timetable

This timetable shows train services between **Weymouth, Poole and Bournemouth to Southampton, Winchester, Basingstoke, Woking and London Waterloo**.

It also shows train services between:

- **Yeovil and Weymouth** - see timetable **28A**.

And it shows connecting **bus services**:

- between **Dorchester South, Bridport and Lyme Regis** - see timetable **28B**;
- between **Weymouth, Bridport and Lyme Regis** - see timetable **28C**; and
- from **Bournemouth Rail Station to Bournemouth Airport** - see timetable **28D**.

For the complete train service between Southampton and London Waterloo (and the stations in-between), please see timetable 19.

For services between Brockenhurst, Lymington Town and Lymington Pier (for Yarmouth, Isle of Wight), please see timetable 27.

Our mini-guides offer a convenient summary of services and are designed to fit easily into a wallet, purse or ticket holder. Mini-guides are available from staffed stations.

The following mini-guides are available for routes covered by this timetable.

- **Poole and Bournemouth to London Waterloo** - number 62
- **Southampton to London Waterloo** - number 64

Buy a ticket before you board

You need to buy a valid ticket before you get on your train. We know that most of our passengers do this before travelling, and we have a duty to those passengers to make sure no-one travels without paying. This is why we run a penalty-fares scheme across most of our network.

If you travel without a valid ticket to or from a station within the penalty-fares area, you may have to pay a penalty fare of £20 or twice the single fare to the next station your train stops at (whichever is higher). You will also have to buy a ticket for the rest of your journey.

We have a policy to, wherever possible, prosecute everyone who deliberately avoids paying.

No-smoking policy

For the comfort of all our customers, smoking and using e-cigarettes is not allowed on any part of our trains or stations.

You can smoke outside the station entrance or in our car parks.

Changes to train times


Network Rail need to do engineering work to maintain and improve the rail network. They do a lot of this work at weekends and during holiday periods, but they also need to do some work overnight during the week.

If we need to close rail lines so Network Rail can carry out work, buses will replace train services. We may also have to alter train services over a wider area.

Please check for any changes to train times before travelling at weekends, late in the evening or early in the morning.


Look for the 'Changes to train times' posters at stations, or visit our website at **[southwesternrailway.com](https://www.southwesternrailway.com)**.

Catering services

Our contractors, Elior, provide a refreshments trolley on some of our trains. The  symbol in the following timetable shows which trains have a refreshments trolley for all or part of the journey.

We will do our best to provide the refreshments trolley where advertised. However, in some circumstances, for example during engineering work, we may not be able to provide refreshments on certain trains.

Cycles on trains

The services in this timetable have limited room for cycles, so we have had to apply some restrictions. The  symbol, with train times printed in **blue**, shows which trains have restrictions. These restrictions are explained in the 'Guide to notes and symbols' section.

We will carry folding cycles on any train, as long as they can be folded small enough to be carried safely in the luggage rack. Cycles are not allowed on buses that replace trains during engineering work.

Automated Delay Repay

We have introduced a new Automated Delay Repay (ADR) system that drastically cuts the time it takes to claim and receive compensation if your train is late.

ADR works for all customers who have bought Advance tickets or a Touch Smartcard season ticket from our website.

If you have a Touch Smartcard season ticket, you will need to touch in and out at the beginning and end of your journey, sign up for a Delay Repay account at

delayerepay.southwesternrailway.com and select 'Auto Delay Repay'. (The email addresses you use for 'My Account' and 'Delay Repay' must match.)

To find out more about Automated Delay Repay, visit:

southwesternrailway.com/contact-and-help/refunds-and-compensation/delay-repay/automated-delay-repay.



Purbeck CRP

Focused on re-establishing a regular rail service from Swanage to Wareham

South Western Railway is committed to working with Community Rail Partnerships (CRPs) across its network. CRPs are 'not for profit' organisations which help to strengthen the link between the railway industry and local communities. Their work includes practical initiatives to improve station facilities and services, whilst exploring ways to enhance integration with other forms of transport.

CRPs also help groups to adopt their local station, so that we can work in partnership to enhance the general appearance of the location. This can include the upkeep of flower beds, introducing planters or creating unique art displays, to improve the ambience of the station.

Find out more at **dorsetforyou.gov.uk**

MONDAY TO FRIDAY
Weymouth, Poole and Bournemouth to Basingstoke, Woking and London Waterloo

	Operator	SW	SW	SW	SW	SW	XC	SW	SW	SW	SW	SW	XC	SW	SW	SW	SW	SW	XC	SW	SW	SW	SW	SW	XC	SW	SW	SW			
	Notes	⚡		⚡	⚡	⚡	⚡	⚡	⚡	⚡	⚡	⚡	⚡	⚡	⚡	⚡	⚡	⚡	⚡	⚡	⚡	⚡	⚡	⚡	⚡	⚡	⚡	⚡			
Weymouth	d								0555			0625			0655				0725		0755					0903		0920			
Upwey	d								0559			0629			0659				0729		0759							0924			
Dorchester South	d								0607			0637			0707				0737		0807					0913		0933			
Moreton	d								0614			0644			0714				0744		0814							0939			
Wool	d								0620			0650			0720				0750		0820							0945			
Wareham	d								0627			0657			0727				0757		0827					0928		0953			
Holton Heath	d								0631			0701			0731				0801		0830							0956			
Hamworthy	a								0636			0704			0736				0806		0835					0935		1001			
Poole	d	0500	0526	0545			0611		0641		0650	0711		0720	0741		0755		0811		0841	0850	0907			0940	0950	1007			
Parkstone	d	0504	0530			0615		0645	0645	0654	0715		0724	0745		0759		0815		0845	0854					0944	0954				
Branksome	d	0507	0533			0618		0649	0649	0657	0719		0727	0749		0802		0819		0848	0857				0915	0948	0957				
Bournemouth	a	0512	0538	0554		0623		0654	0654	0702	0724		0732	0754		0807		0824		0854	0902	0917			0924	0954	1002	1017			
Bournemouth	d	0515	0540	0557	0604	0626	0630	0634	0656	0700	0704	0726	0730	0734	0759			0810		0825	0845	0859	0905	0922		0927	0945	0959	1005	1022	
Pokesdown for Boscombe	d	0519	0544		0608			0638			0708			0738				0814		0829		0909	0926			0931	0959	1009	1026		
Christchurch	d	0523	0548		0612			0642		0706	0712			0742				0818		0833		0913	0930				1013	1030			
Hinton Admiral	d		0553		0617			0647			0717			0747				0824		0838		0918					1018				
New Milton	d	0530	0557		0621			0651		0713	0721			0751				0829		0842		0922	0937			0944	1022	1037			
Sway	d		0602		0626			0656			0726			0756				0834		0847		0927				0949	1027				
Brookhurst	a	0537	0607	0612	0631		0645	0701		0721	0731		0747	0801	0814			0839		0852	0859	0914	0932	0944		0954	0959	1014	1032	1044	
Brookhurst	d	0538		0614	0633		0646	0703		0722	0733		0748	0803	0815			0841		0900	0915	0933	0945			0955	1000	1015	1033	1045	
Beaulieu Road	d													0808								0938									
Ashurst (New Forest)	d				0641			0711			0741			0812				0848				0942					1040				
Totton	d	0549			0646			0716			0746			0817				0853				0947					1045				
Southampton Central	a	0554		0627	0651	0655	0701	0721	0725	0736	0751	0755	0803	0823	0828	↔	0858			0913	0928	0953	0958			1009	1013	1028	1053	1058	
Southampton Central	d	0555		0630		0700		0714		0730		0737		0800		0812	0848	0830	0848	0900		0917	0930	0955	1000			1017	1030	1055	1100
Southampton Airport	a	0602		0637		0707		0721		0737		0748		0807		0818	↔	0837	0858	0907	↔	0923	0937	1002	1007	↔	1023	1037	1102	1107	
Eastleigh	a	0607		0648t		0721z		0749t		0753				0849t		0903					0938t	0949t	1006			1006		1049t	1106		
Winchester	a	0617		0647		0717		0730		0747		0805		0817		0830				0917	0924	0932	0947	↔	1017	1024	1032	1047	↔	1117	
Basingstoke	a	0635		0713r		0741r		0746		0814r		0823		0834		0847		0914r		0935	0941	0947	1015r		1034	1041	1047	1115r	1134		
Reading	a	0706r				0809				0844b				0905							1006	1037r					1106				
Woking	a	0654		0732r		0805r		0818b		0834r		0848b		0853						0954		1015b	1020					1119			
Clapham Junction	a	0714											0938b	0943					1015	1025	1036b	1057k			1111	1125	1136b	1157k	1211		
London Waterloo	a	0724		0748		0816		0850		0910		0925		0953					1023	1034		1049			1119	1134		1149	1220		

Late night and weekend trains may be altered due to engineering works.
Please check at southwesternrailway.com before travelling.

★ Passengers travelling with cycles may not join or leave services at stations with train times shown in blue.

For guide to notes and symbols, see end of this timetable.

MONDAY TO FRIDAY
Weymouth, Poole and Bournemouth to Basingstoke, Woking and London Waterloo

	Operator	Notes	SW	XC	SW	SW	SW	XC	SW	SW	SW	SW	XC	SW	SW	SW	SW	XC	SW	SW	SW	XC	SW	SW	SW	XC	SW				
Weymouth	d			1003		1020			1103		1120			1203		1220			1303		1320		1403		1420		1503				
Upwey	d					1024					1124					1224					1324				1424						
Dorchester South	d			1013		1033			1113		1133			1213		1233			1313		1333		1413		1433		1513				
Moreton	d					1039					1139					1239					1339				1439						
Wool	d					1045					1145					1245					1345				1445						
Wareham	d			1028		1053			1128		1153			1228		1253			1328		1353		1428		1453		1528				
Holton Heath	d					1056					1156					1256					1356				1456						
Hamworthy	a			1035		1101			1135		1201			1235		1301			1335		1401		1435		1501		1535				
Poole	d			1040	1050	1107			1140	1150	1207			1240	1250	1307			1340	1350	1407		1440	1450	1507		1540				
Parkstone	d			1044	1054				1144	1154				1244	1254				1344	1354		1444	1454			1544					
Branksome	d			1048	1057				1148	1157				1248	1257				1348	1357		1448	1457			1548					
Bournemouth	a			1054	1102	1117			1154	1202	1217			1254	1302	1317			1354	1402	1417		1454	1502	1517		1554				
Bournemouth	d		1045	1059	1105	1122		1145	1159	1205	1222			1245	1259	1305	1322			1345	1359	1405	1422		1445	1459	1505	1522		1545	1559
Pokesdown for Boscombe	d				1109	1126				1209	1226				1309	1326					1409	1426			1509	1526					
Christchurch	d				1113	1130				1213	1230				1313	1330					1413	1430			1513	1530					
Hinton Admiral	d				1118					1218					1318						1418				1518						
New Milton	d				1122	1137				1222	1237				1322	1337					1422	1437			1522	1537					
Sway	d				1127					1227					1327						1427				1527						
Brookhurst	a		1059	1114	1132	1144		1159	1214	1232	1244			1259	1314	1332	1344			1359	1414	1432	1444		1459	1514	1532	1544		1559	1614
Brookhurst	d		1100	1115	1133	1145		1200	1215	1233	1245			1300	1315	1333	1345			1400	1415	1433	1445		1500	1515	1533	1545		1600	1615
Beaulieu Road	d				1138										1338																
Ashurst (New Forest)	d				1142					1240					1342						1440				1540						
Totton	d				1147					1245					1347						1445				1545						
Southampton Central	a		1113	1128	1153	1158		1212	1228	1252	1258			1313	1328	1353	1358			1413	1428	1453	1458		1513	1528	1553	1558		1613	1628
Southampton Central	d		1117	1130	1155	1200		1217	1230	1255	1300			1316	1330	1355	1400			1415	1430	1455	1500		1517	1530	1555	1600		1617	1630
Southampton Airport	a		1123	1137	1202	1207		1223	1237	1302	1307			1322	1337	1402	1407			1421	1437	1502	1507		1523	1537	1603	1607		1623	1637
Eastleigh	a	1106	1138t	1149t	1206		1206		1249t	1306		1306		1349t	1406			1406		1449t	1509		1509		1549t	1608		1608		1649t	
Winchester	a	1124	1132	1147		1217	1224	1232	1248		1317	1324	1332	1347		1417	1424	1430	1447		1517	1524	1532	1547		1617	1624	1632	1647		
Basingstoke	a	1141	1147	1215r		1234	1241	1247	1315r		1334	1342	1346	1415r		1434	1441	1445	1515r		1534	1541	1547	1615r		1634	1641	1647	1715r		
Reading	a		1206	1236r				1307					1406	1436r				1506					1609	1638r			1705				
Woking	a			1219				1315b	1320				1415b	1420						1519				1619			1715b	1720			
Clapham Junction	a	1225	1236b	1257k		1311	1325	1336b	1357k		1411	1425	1436b	1457k		1511	1525	1536b	1557k		1611	1625	1636b	1657k		1711	1725	1737b	1757k		
London Waterloo	a	1234		1249		1320	1334		1349		1420	1434		1449		1520	1534		1549		1619	1634		1649		1724	1736		1755		

Late night and weekend trains may be altered due to engineering works.
Please check at southwesternrailway.com before travelling.

For guide to notes and symbols, see end of this timetable.

MONDAY TO FRIDAY
Weymouth, Poole and Bournemouth to Basingstoke, Woking and London Waterloo

	Operator	Notes	SW	SW I	SW	XC I	SW I	SW	SW	SW I	SW	XC I	SW I	SW	XC I	SW I	SW	SW I	SW	XC	SW I	SW	SW	SW	SW	SW	SW	SW	SW			
Weymouth	d		1520				1603			1620			1703			1717			1803			1820		1903		1920		1959	2007	2110	2210	2310
Upwey	d		1524							1624						1721						1824			1924			2011	2114	2214	2314	
Dorchester South	d		1533				1613			1633			1713			1732			1813			1833		1913		1937		2011	2021	2122	2222	2322
Moreton	d		1539							1639						1739						1839			1943			2028	2128	2228	2328	
Wool	d		1545							1645						1745						1845			1949			2034	2134	2234	2334	
Wareham	d		1553				1628			1653			1728			1753			1828			1853		1928		1957		2028	2042	2142	2242	2342
Holton Heath	d		1556							1656						1756						1856										
Hamworthy	a		1601				1635			1701			1735			1801			1835			1901		1935		2003		2035	2048	2148	2248	2348
Poole	d	1550	1607				1640	1650		1707			1740	1750		1807			1840	1850		1907		1940	1950	2009		2040	2054	2154	2254	2354
Parkstone	d	1554					1644	1654					1744	1754				1844	1854				1944	1954			2044	2058	2158	2258		
Branksome	d	1557					1648	1657					1748	1757				1848	1857				1948	1957			2048	2101	2201	2301		
Bournemouth	a	1602	1617				1654	1703	1718				1754	1802	1817			1854	1902	1917			1954	2002	2018		2054	2107	2207	2307	0003	
Bournemouth	d	1605	1622		1645	1659		1705	1722			1745	1759	1805	1822			1845	1859	1905	1922		1945	1959	2005	2022		2059	2112	2212	2312	
Pokesdown for Boscombe	d	1609	1626					1709	1726					1809	1826					1909	1926			2009	2026			2059	2116	2216	2316	
Christchurch	d	1613	1630					1713	1730					1813	1830					1913	1930			2013	2030			2120	2220	2320		
Hinton Admiral	d	1618						1718						1818						1918				2018				2125	2225	2325		
New Milton	d	1622	1637					1722	1737					1822	1837					1922	1937			2022	2037			2129	2229	2329		
Sway	d	1627						1727						1827						1927				2027				2134	2234	2334		
Brookenhurst	a	1632	1644		1659	1714		1732	1744			1759	1814	1832	1844			1859	1914	1932	1944		1959	2014	2032	2044		2114	2139	2239	2339	
Brookenhurst	d	1633	1645		1700	1715	1720	1733	1745			1800	1815	1833	1845			1900	1915	1933	1945		2000	2015	2033	2045		2115	2140	2240	2340	
Beaulieu Road	d					1725								1838										2038								
Ashurst (New Forest)	d	1640				1729	1740							1842						1941				2042				2147	2247	2347		
Totton	d	1645				1734	1745							1847						1946				2047				2152	2252	2352		
Southampton Central	a	1651	1658		1713	1728	1741	1753	1758			1813	1828	1853	1858			1913	1928	1951	1958		2013	2028	2053	2058		2128	2157	2257	2357	
Southampton Central	d	1652	1700		1717	1730		1755	1800			1815	1830	1855	1900			1917	1930	1955	2000		2017	2030	2055	2100		2130	2200	2300	2359	
Southampton Airport	a	1703	1707		1723	1737	1753z	1802	1807			1821	1837	1902	1907			1923	1937	2002	2007		2023	2037	2102	2107		2137	2207	2307	0009	
Eastleigh	a	1707	1707		1749t		1806		1806	1832t	1849t	1906		1906		1950t	2006		2006		2049t	2106		2106	2149t	2219t	2311	2311	0014			
Winchester	a	1717	1724	1732	1747	1802z		1817	1822	1830	1847		1917	1924	1932	1947		1932	1947		2017	2024	2032	2047		2117	2123	2147	2217	2323	0028v	
Basingstoke	a	1734	1742	1747	1817z		1834	1841	1847	1915r		1934	1941	1947	2015r		2034	2041	2047	2121r		2134	2141	2215r	2234	2343						
Reading	a			1807	1838z					1906				2006						2107			2240b		2348b	0030b						
Woking	a			1814b	1819			1857b		1920b	1925				2021					2121		2153	2209	2223	2254	0018						
Clapham Junction	a	1811	1825	1836b	1858k			1911	1926	1940b	2005k		2011	2027		2053k		2111	2127	2138b	2157k		2213	2229	2258k	2314	0053					
London Waterloo	a		1819	1838	1853			1919	1934				1952			2021	2035			2127	2138	2151	2221	2241	2249	2326	0104					

Late night and weekend trains may be altered due to engineering works.
Please check at southwesternrailway.com before travelling.

For guide to notes and symbols, see end of this timetable.

SATURDAY Weymouth, Poole and Bournemouth to Basingstoke, Woking and London Waterloo

Operator	Notes	SW	XC	XC	SW	SW	SW	SW	XC	SW	SW	SW	SW	XC	SW	SW	SW	SW	XC	SW	SW	SW	SW	XC	SW	SW	SW	SW	XC
Weymouth	d				0542		0620			0655		0720			0803		0820			0903		0920			1003		1020		
Upwey	d						0624			0659		0724					0824					0924				1024			
Dorchester South	d				0552		0633			0707		0733			0813		0833			0913		0933			1013		1033		
Moreton	d						0639			0714		0739					0839					0939				1039			
Wool	d				0602		0645			0720		0745					0845					0945				1045			
Wareham	d				0610		0653			0727		0753			0828		0853			0928		0953			1028		1053		
Holton Heath	d				0613		0656			0731		0756					0856					0956				1056			
Hamworthy	a				0618		0701			0736		0801			0835		0901			0935		1001			1035		1101		
Poole	d	0526			0624	0650	0707			0741	0750	0807			0840	0850	0907			0940	0950	1007			1040	1050	1107		
Parkstone	d	0530			0628	0654				0745	0754				0844	0854				0944	0954				1044	1054			
Branksome	d	0534			0631	0657				0749	0757				0848	0857				0948	0957				1048	1057			
Bournemouth	a	0540			0637	0702	0717			0754	0802	0817			0854	0903	0917			0954	1002	1017			1054	1102	1117		
Bournemouth	d	0542	0625	0638	0642	0705	0722		0747	0759	0805	0822		0847	0859	0905	0922		0947	0959	1005	1022		1047	1059	1105	1122		1147
Pokesdown for Boscombe	d	0546			0646	0709	0726				0809	0826				0909	0926				1009	1026			1109	1126			
Christchurch	d	0550			0650	0713	0730				0813	0830				0913	0930				1013	1030			1113	1130			
Hinton Admiral	d	0555			0655	0718					0818					0918					1018				1118				
New Milton	d	0600			0700	0722	0737				0822	0837				0922	0937				1022	1037			1122	1137			
Sway	d	0605			0705	0727					0827					0927					1027				1127				
Brockenhurst	a	0610	0639	0652	0710	0732	0744		0801	0814	0832	0844		0901	0914	0932	0944		1001	1014	1032	1044		1101	1114	1132	1144		1201
Brockenhurst	d	0611	0640	0653	0711	0733	0744		0802	0815	0833	0845		0902	0915	0933	0945		1002	1015	1033	1045		1102	1115	1133	1145		1202
Beaulieu Road	d															0938										1138			
Ashurst (New Forest)	d	0618			0718	0740					0840					0942					1040					1142			
Totton	d	0623			0723	0745					0845					0947					1045					1147			
Southampton Central	a	0629	0652	0708	0728	0752	0758		0815	0828	0852	0858		0915	0928	0953	0958		1015	1028	1053	1058		1115	1128	1153	1158		1215
Southampton Central	d	0630	0654	0711	0730	0755	0800		0820	0830	0855	0900		0918	0930	0955	1000		1017	1030	1055	1100		1120	1130	1155	1200		1220
Southampton Airport	a	0637	0700	0717	0737	0802	0807		0826	0837	0902	0907		0924	0937	1002	1007		1023	1037	1102	1107		1126	1137	1202	1207		1226
Eastleigh	a	0641	0711t		0749t	0806		0806		0849t	0906		0906	0949t	1006		1006		1023	1049t	1106		1106	1149t	1206		1206		1206
Winchester	a	0650	0709	0728	0747		0817	0824	0835	0847		0917	0924	0933	0947		1017	1024	1032	1047		1117	1124	1135	1147		1217	1224	1235
Basingstoke	a	0707	0724	0744	0815r		0834	0841	0850	0915r		0935	0941	0950	1015r		1034	1041	1050	1115r		1134	1141	1150	1215r		1234	1241	1250
Reading	a		0741	0808	0837r			0909				1008			1037r			1109					1208		1237r			1309	
Woking	a	0726	0748b	0815b	0821					0919		1019								1119					1219				
Clapham Junction	a	0804k	0827b	0837b	0857k		0911	0925	0936b	0957k		1011	1025	1036b	1057k		1111	1126	1136b	1157k		1211	1225	1236b	1257k		1311	1325	1336b
London Waterloo	a	0752	0819b		0849		0919	0934		0949		1019	1034		1049		1119	1134		1149		1221	1234		1251		1321	1334	

Late night and weekend trains may be altered due to engineering works. Please check at southwesternrailway.com before travelling.

For guide to notes and symbols, see end of this timetable.

SATURDAY Weymouth, Poole and Bournemouth to Basingstoke, Woking and London Waterloo

Operator	Notes	SW	SW	SW	SW	XC	SW	SW	SW	SW	XC	SW	SW	SW	SW	XC	SW	SW	SW	SW	XC	SW	SW	SW	SW	XC	SW	SW	SW	
Weymouth	d	1103		1122			1203		1220			1303		1320			1403		1420			1503		1520			1603		1620	
Upwey	d			1127					1224					1324					1424				1524				1624		1624	
Dorchester South	d	1113		1135			1213		1233			1313		1333			1413		1433			1513		1533			1613		1633	
Moreton	d			1141					1239					1339					1439				1539				1639		1639	
Wool	d			1147					1245					1345					1445				1545				1645		1645	
Wareham	d	1128		1154			1228		1253			1328		1353			1428		1453			1528		1553			1628		1653	
Holton Heath	d			1158					1256					1356					1456				1556				1656		1656	
Hamworthy	a	1135		1203			1235		1301			1335		1401			1435		1501			1535		1601			1635		1701	
Poole	d	1140	1150	1208			1240	1250	1307			1340	1350	1407			1440	1450	1507			1540	1550	1607		1640	1650	1707		
Parkstone	d	1144	1154				1244	1254				1344	1354				1444	1454				1544	1554			1644	1654			
Branksome	d	1148	1157				1248	1257				1348	1357				1448	1457				1548	1557			1648	1657			
Bournemouth	a	1154	1202	1217			1254	1302	1317			1354	1402	1417			1454	1502	1517			1554	1602	1617		1654	1702	1717		
Bournemouth	d	1159	1205	1222		1247	1259	1305	1322			1347	1359	1405	1422		1447	1459	1505	1522		1547	1559	1605	1622		1647	1659	1705	1722
Pokesdown for Boscombe	d		1209	1226				1309	1326				1409	1426				1509	1526				1609	1626			1709	1726		
Christchurch	d		1213	1230				1313	1330				1413	1430				1513	1530				1613	1630			1713	1730		
Hinton Admiral	d		1218					1318					1418					1518					1618				1718			
New Milton	d		1222	1237				1322	1337				1422	1437				1522	1537				1622	1637			1722	1737		
Sway	d		1227					1327					1427					1527					1627				1727			
Brockenhurst	a	1214	1232	1244		1301	1314	1332	1344			1401	1414	1432	1444		1501	1514	1532	1544		1601	1614	1632	1644		1701	1714	1732	1744
Brockenhurst	d	1215	1233	1245		1302	1315	1333	1345			1402	1415	1433	1445		1502	1515	1533	1545		1602	1615	1633	1645		1702	1715	1733	1745
Beaulieu Road	d							1338										1538									1738			
Ashurst (New Forest)	d		1240					1342					1440					1542					1640				1742			
Totton	d		1245					1347					1445					1547					1645				1747			
Southampton Central	a	1228	1251	1258		1315	1328	1353	1358			1415	1428	1451	1458		1515	1528	1553	1558		1615	1628	1651	1658		1715	1728	1753	1758
Southampton Central	d	1230	1255	1300		1320	1330	1355	1400			1420	1430	1455	1500		1520	1530	1555	1600		1620	1630	1655	1700		1720	1730	1755	1800
Southampton Airport	a	1237	1302	1307		1326	1337	1402	1407			1426	1437	1502	1507		1526	1537	1602	1607		1626	1637	1702	1707		1726	1737	1802	1807
Eastleigh	a	1249t	1306		1306		1349t	1406		1406	1437t	1449t	1506		1506		1549t	1606		1606		1649t	1706		1706		1749t	1806		
Winchester	a	1247		1317	1324	1335	1347		1417	1424	1435	1447		1517	1524	1535	1547		1617	1625	1635	1647		1717	1724	1735	1747		1817	
Basingstoke	a	1315r		1334	1341	1350	1415r		1434	1441	1450	1515r		1534	1541	1550	1615r		1634	1642	1650	1715r		1734	1741	1750	1815r		1834	
Reading	a				1408	1437r					1509						1637r			1709				1807		1837r				
Woking	a	1319				1419						1519					1619					1719				1819				
Clapham Junction	a	1357k		1411	1425	1436b	1457k		1511	1525	1536b	1557k		1611	1625	1636b	1657k		1711	1725	1736b	1757k		1811	1825	1836b	1857k		1911	
London Waterloo	a	1351		1421	1434	1451			1521	1534				1621	1634							1749		1819	1834	1849		1919		

Late night and weekend trains may be altered due to engineering works. Please check at southwesternrailway.com before travelling.

For guide to notes and symbols, see end of this timetable.

SUNDAY

Weymouth, Poole and Bournemouth to Basingstoke, Woking and London Waterloo

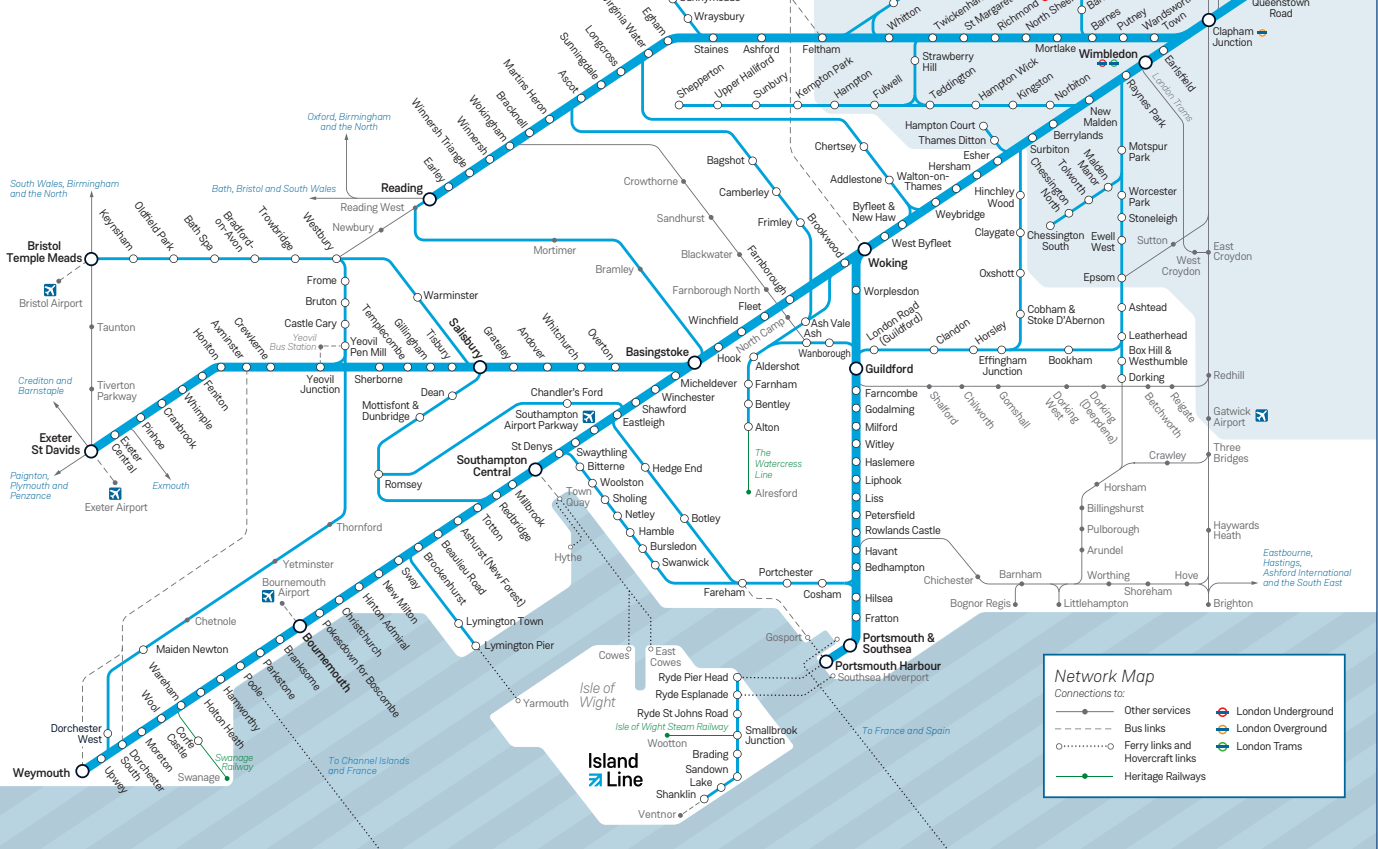
	Operator Notes	SW I	SW	SW I	SW	XC I	SW I	SW	XC I	SW I	SW I	XC I	SW I	SW I	XC I	SW I	SW	XC I	SW I	SW I	XC I	SW I	SW I	XC I	SW I	SW I	XC I	SW I	
Weymouth	d			0748			0848			0948			1048			1148			1248			1348			1448			1548	
Upwey	d			0752			0852			0952			1052			1152			1252			1352			1452			1552	
Dorchester South	d			0800			0900			1000			1100			1200			1300			1400			1500			1600	
Moreton	d			0807			0907			1007			1107			1207			1307			1407			1507			1607	
Wool	d			0813			0913			1013			1113			1213			1313			1413			1513			1613	
Wareham	d			0820			0920			1020			1120			1220			1320			1420			1520			1620	
Holton Heath	d																												
Hamworthy	a			0827			0927			1027			1127			1227			1327			1427			1527			1627	
Poole	d	0650	0750	0832	0855		0932	0955		1032	1055		1132	1155		1232	1255		1332	1355		1432	1455		1532	1555	1618	1632	
Parkstone	d	0654	0754	0836			0936			1036			1136			1236			1336			1436			1536			1636	
Branksome	d	0657	0757	0840			0940			1040			1140			1240			1340			1440			1540			1640	
Bournemouth	a	0702	0802	0846	0904		0947	1004		1046	1104		1146	1204		1246	1304		1346	1404		1446	1504		1546	1604	1628	1646	
Bournemouth	d	0706	0806	0850	0906	0940	0951	1006	1040	1050	1106	1140	1150	1206	1240	1250	1306	1340	1350	1406	1440	1450	1506	1540	1550	1606	1631	1640	1650
Pokesdown for Boscombe	d	0710	0810		0910			1010			1110			1210			1310			1410			1510			1610			
Christchurch	d	0714	0814		0914			1014			1114			1214			1314			1414			1514			1614			
Hinton Admiral	d	0719	0819		0919			1019			1119			1219			1319			1419			1519			1619			
New Milton	d	0723	0823	0901	0923		1002	1023		1101	1123		1201	1223		1301	1323		1401	1423		1501	1523		1601	1623		1701	
Sway	d	0728	0828		0928			1028			1128			1228			1328			1428			1528			1628			
Brockenhurst	a	0733	0833	0908	0933	0954	1009	1033	1054	1108	1133	1154	1208	1233	1254	1308	1333	1354	1408	1433	1454	1508	1533	1554	1608	1633		1654	1708
Brockenhurst	d	0734	0834	0909	0934	0955	1010	1034	1055	1109	1134	1155	1209	1234	1255	1309	1334	1355	1409	1434	1455	1509	1534	1555	1609	1634		1655	1709
Beaulieu Road	d		0839		0939			1039			1139			1239			1339			1439			1539			1639			
Ashurst (New Forest)	d	0743	0843		0943			1043			1143			1243			1343			1443			1543			1643			
Totton	d	0748	0848		0948			1048			1148			1248			1348			1448			1548			1648			
Southampton Central	a	0753	0853	0923	0953	1007	1023	1053	1107	1123	1153	1207	1223	1253	1307	1323	1353	1407	1423	1453	1507	1523	1553	1608	1623	1653	1658	1708	1723
Southampton Central	d	0755	0855	0925	0955	1020	1025	1055	1120	1125	1155	1220	1225	1255	1320	1325	1355	1420	1425	1455	1520	1525	1555	1620	1625	1655	1700	1720	1725
Southampton Airport	a	0802	0902	0932	1002	1026	1032	1102	1126	1132	1202	1226	1232	1302	1326	1332	1402	1426	1432	1502	1526	1532	1602	1626	1632	1702		1726	1732
Eastleigh	a	0807	0907		1007			1107			1207			1307			1407			1507			1606			1706			
Winchester	a	0822	0922	0941	1022	1035	1041	1122	1135	1141	1222	1235	1241	1322	1335	1341	1422	1435	1441	1522	1535	1541	1616	1635	1641	1716		1735	1741
Basingstoke	a	0842	0942	0958	1042	1050	1058	1142	1150	1158	1242	1250	1258	1342	1350	1358	1442	1450	1458	1542	1550	1558	1633	1650	1658	1733		1750	1758
Reading	a	0932b	1008b	1032b		1110	1132b		1207	1232b		1309	1332b		1407	1432b		1510	1532b		1607	1632b		1709	1732b		1807	1832b	
Woking	a	0902	1002	1019	1102		1118	1202		1218	1302		1318	1402		1418	1502		1518	1602		1618	1653		1718	1753		1818	
Clapham Junction	a	0930	1027	1039	1126		1139	1227		1239	1327		1339	1427		1439	1527		1539	1627		1639	1714		1739	1814	1802	1839	
London Waterloo	a	0941	1039	1050	1139		1150	1237		1249	1337		1349	1437		1449	1537		1549	1637		1649	1724		1749	1825	1813	1849	

Late night and weekend trains may be altered due to engineering works.

Please check at southwesternrailway.com before travelling.

For guide to notes and symbols, see end of this timetable.

South Western Railway



Changing trains

Most journeys shown in this timetable are direct trains, shown in **bold type**. However, you may be able to make other journeys or reach your destination more quickly by changing trains. To help you find these alternative trains, we show them in the timetable with *light italic type*. A letter against the time will show where you need to change trains – please check the ‘Notes’ section for an explanation of these letters.

Please allow plenty of time to change trains. At most stations you will need to allow at least five minutes. You will need longer at some stations, and this is shown in the ‘Station information’ table in this timetable. For example **ⓐ** means you should allow 10 minutes to change trains at this station.

MONDAY TO FRIDAY
London Waterloo, Woking and Basingstoke to Bournemouth, Poole and Weymouth

Operator Notes	SW	SW	SW	SW	SW A	SW	XC I	SW	SW	SW B	SW	XC I	SW I	SW	SW I	SW I	XC I	SW I	SW I	SW	SW I	SW	XC I	SW I	SW	SW I	SW I	
London Waterloo	d			0530				0612	0630		0703	0710b	0735		0739	0805		0820b	0835		0839	0905		0920b	0935		0939	1005
Clapham Junction	d			0537u				0619u	0637u		0710u	0717b	0723k		0745u	0812u		0828b	0828k		0846u	0912u		0927b	0927k		0946u	1012u
Woking	d			0601				0651	0657		0730	0739b	0800			0817b		0846b	0900			0916b		0946b	1000			1016b
Reading	d			0540b		0600b			0640b	┌	0657b	0752			0800b	0819r		0848			0855b	0858b		0949				1019r
Basingstoke	d		0540	0621	0644			0730	0718	0730	0750	0812	0820			0833	0849		0912		0933	0949		1012			1033	1049
Winchester	d		0559	0638	0700			┌	0735	0750	0806	0827	0837		0850	0905		0927	0933		0949	1005		1027	1033		1049	1105
Eastleigh	d		0608	0648	0713	0721z			0745	0802		0821t	0847		0901			0921t			1004			1021t			1100	
Southampton Airport	d		0613	0653		0717	0726z		0749	0806	0815	0836	0851		0905	0914		0936	0942		1008	1014		1036	1042		1105	1114
Southampton Central	a		0625	0700		0729			0757	0817	0825	0842	0858		0912	0922	┌	0943	0950		1017	1022	┌	1043	1049		1112	1122
Southampton Central	d		0626	0702	0719	0730	0756		0759	0818	0827	0845	0900	0905	0930	0925	0930	0945	0951		1030	1024	1030	1045	1051		1130	1124
Totton	d		0632	0707	0728	0736			0804	0827	0833			0911	┌		0935						1035				┌	
Ashurst (New Forest)	d		0636		0732				0809	0832							0940						1040					
Beaulieu Road	d				0737				0813														1044					
Brockenhurst	a		0644	0718	0743	0749	0809		0819	0840	0845	0900	0913	0921		0938	0949	0958	1004	┌		1037	1051	1058	1104	┌		1137
Brockenhurst	d		0615	0645	0718	0744	0800	0810		0820	0841	0846	0901	0914	0922		0939	1016	0959	1005	1016		1038	1116	1059	1105	1116	1138
Sway	d		0620	0649	0723	0748			0824		0851				0926							1021		1059	1105	1116	1121	1138
New Milton	d		0625	0654	0728	0753			0829		0856				0931		0946					1026		1045			1126	1145
Hinton Admiral	d		0629	0658	0732	0757			0833		0900				0935							1030					1130	
Christchurch	d		0634	0703	0737	0802			0838		0905				0940		0953					1035		1052			1135	1152
Pokesdown for Boscombe	d		0637	0707	0740	0806			0842		0908				0944		0957					1038		1056			1138	1156
Bournemouth	a		0641	0711	0744	0810	0815	0824		0846	0855	0912	0916	0928	0948			1013	1020	1042		1100		1113	1120	1142		1200
Bournemouth	d	0611	0644	0712	0746	0811				0847	0857	0914		0933	0949		1004			1024	1044		1104			1124	1144	1204
Branksome	d	0616	0649	0717	0751	0816				0852	0902a	0919		0938	0954					1029	1049					1129	1149	
Parkstone	d	0619	0652	0720	0754	0819				0855		0922		0941	0957					1032	1052					1132	1152	
Poole	d	0624	0657	0725	0758	0824				0900		0926		0945	1001a		1014			1037	1055a		1114			1137	1155a	1214
Hamworthy	d	0629	0702	0730	0803	0829				0905		0931		0950		1019			1042			1119				1142		1219
Holton Heath	d	0633	0706	0734	0807	0833						0935				1023						1123						1223
Wareham	d	0638	0711	0739	0812	0838				0912		0940		0957				1049				1128			1149			1228
Wool	d	0644	0717	0745	0819	0844				0919		0947				1035						1135						1235
Moreton	d	0650	0723	0751	0825	0850				0925		0953				1041						1141						1241
Dorchester South	d	0658	0731	0759	0833	0858				0933		1001		1013				1054		1105		1149			1205			1249
Upwey	d	0705	0738	0806	0839	0905				0939		1007				1102						1155						1255
Weymouth	a	0709	0742	0810	0844	0909				0944		1012		1023		1106			1116			1202				1215		1302

Late night and weekend trains may be altered due to engineering works.
Please check at southwesternrailway.com before travelling.

For guide to notes and symbols, see end of this timetable.

MONDAY TO FRIDAY
London Waterloo, Woking and Basingstoke to Bournemouth, Poole and Weymouth

	Operator Notes	SW I	XC I	SW I	SW I	SW I	SW I	XC I	SW I	SW I	SW I	SW I	SW I	XC I	SW I	SW I	SW I	SW I	SW I	XC I	SW I	SW I	SW I	SW I	SW I	XC I	SW I	SW I	
London Waterloo	d		1020b	1035		1039	1105	1120b	1135		1139	1205		1220b	1235		1239	1305		1320b	1335		1339	1405		1420b	1435		
Clapham Junction	d		1027b	1027k		1046u	1112u	1127b	1127k		1146u	1212u		1227b	1227k		1246u	1312u		1327b	1327k		1346u	1412u		1427b	1427k		
Woking	d		1046b	1100			1116b	1146b	1200			1216b		1246b	1300			1316b		1346b	1400			1416b		1446b	1500		
Reading	d		1050			1107b	1149	1149			1219r	1250		1307b	1349			1370b		1349			1419r	1449		1449			
Basingstoke	d		1112			1133	1149	1212			1233	1249		1312			1333	1349		1412			1433	1449		1512			
Winchester	d		1127	1133		1149	1205	1227	1233		1249	1305		1327	1333		1349	1405		1427	1433		1449	1505		1527	1533		
Eastleigh	d		1121t			1200		1221t			1300			1321t			1400			1421t			1500			1521t			
Southampton Airport	d		1136	1142		1205	1214	1236	1242		1305	1314		1336	1342		1405	1414		1435	1442		1505	1514		1536	1542		
Southampton Central	a	—	1143	1149		1212	1221	—	1243	1249		1312	1322	—	1342	1349		1412	1422	—	1442	1449		1512	1522	—	1542	1549	
Southampton Central	d	1130	1145	1151		1230	1224	1230	1245	1251		1330	1324	1330	1345	1351		1430	1424	1430	1444	1451		1530	1524	1530	1545	1551	
Totton	d	1135				—		1235				—		1335				—		1435			—		1535				
Ashurst (New Forest)	d	1140						1240						1340					1440						1540				
Beaulieu Road	d	1144												1344											1544				
Brockenhurst	a	1151	1158	1204	—		1237	1251	1258	1304	—		1337	1351	1358	1404	—		1437	1451	1457	1504	—		1537	1551	1558	1604	—
Brockenhurst	d	1216	1159	1205	1216		1238	1316	1259	1305	1316		1338	1416	1359	1405	1416		1438	1516	1458	1505	1516		1538	1628	1559	1605	1628
Sway	d	—			1221		—	—			1321		—	—			1421		—	—		1521		—	—	—	—	1633	
New Milton	d				1226		1245				1326		1345				1426		1445			1526		1545				1638	
Hinton Admiral	d				1230						1330						1430					1530						1642	
Christchurch	d				1235		1252				1335		1352				1435		1452			1535		1552				1647	
Pokesdown for Boscombe	d				1238		1256				1338		1356				1438		1456			1538		1556				1650	
Bournemouth	a		1213	1220	1242		1300		1313	1320	1342		1400		1413	1421	1442		1500		1512	1520	1542		1600		1613	1620	1654
Bournemouth	d			1224	1244		1304				1324	1344		1404			1424	1444		1504			1524	1544		1604		1624	1656
Branksome	d			1229	1249						1329	1349					1429	1449				1529	1549					1629	1701
Parkstone	d			1232	1252						1332	1352					1432	1452				1532	1552					1632	1704
Poole	d			1237	1255a		1314				1337	1355a		1414			1437	1455a		1514		1537	1555a		1614		1637	1707a	
Hamworthy	d			1242			1319				1342			1419			1442		1519		1542		1619				1642		
Holton Heath	d						1323							1423					1523			1623							
Wareham	d			1249			1328			1349				1428			1449		1528		1549		1628				1649		
Wool	d						1335							1435					1535			1635					1655		
Moreton	d						1341							1441					1541			1641							
Dorchester South	d			1305			1349			1405				1449		1505			1549		1605		1649				1706		
Upwey	d						1355							1455					1555			1655							
Weymouth	a			1315			1402			1415				1502					1602			1702					1715		

Late night and weekend trains may be altered due to engineering works.
Please check at southwesternrailway.com before travelling.

For guide to notes and symbols, see end of this timetable.

MONDAY TO FRIDAY
London Waterloo, Woking and Basingstoke to Bournemouth, Poole and Weymouth

Operator Notes	SW	SW I	SW	XC I	SW I	SW C	SW	SW I	SW	XC I	SW I	SW I	XC I★	SW I	SW I★	XC I★	SW I	SW ★	SW I★	XC I	SW I								
London Waterloo	d	1439	1505	1520b	1535		1539	1605		1620b	1635	1705	1720b	1735	1805	1820b	1835	1848	1905	1920b	1935								
Clapham Junction	d	1446u	1512u	1527b	1527k		1546u	1612u		1627b		1646r	1657b			1827b		1846r	1912u	1927b	1927k								
Woking	d		1516b	1546b	1600			1616b		1646b	1700u		1746b		1813r	1846b		1914	1919b	1946b	2000								
Reading	d		1505b	1549				1619r		1652			1752		1852			1900b		1949	2000								
Basingstoke	d	1533	1549	1612			1633	1649		1712		1732r	1811		1833r	1911		1934	1949	1949	2012								
Winchester	d	1549	1605	1627	1633	1638	1650	1705		1727	1733	1800	1826	1830	1900	1926	1931	1955	2005	2027	2033								
Eastleigh	d	1600		1621t		1649	1701			1721t		1755t	1821t		1859t	1921t		2005		2021t									
Southampton Airport	d	1605	1614	1636	1642	1654	1706	1714		1736	1742	1810	1835	1839	1909	1934	1940	2009	2014	2036	2042								
Southampton Central	a	1615	1622	1643	1649	1704	1713	1721		1742	1749	1817	1843	1846	1918	1941	1947	2016	2021	2043	2049								
Southampton Central	d	1630	1624	1630	1645	1653	1656	1706	1730	1724	1730	1745	1753	1756	1821	1824	1845	1851	1854	1921	1924	1943	1951	1954	2018	2025	2028	2045	2051
Totton	d			1635		1702	1713			1735		1802		1829		1859			1959		2033		2056						
Ashurst (New Forest)	d			1640		1706				1740		1806		1834		1904			2004		2038								
Beaulieu Road	d			1644						1744						1934													
Brockenhurst	a		1637	1651	1658	1708	1714	1724		1737	1751	1758	1807	1814	1842	1858	1912		1942	1957	2012	2031	2040	2046	2100	2107			
Brockenhurst	d		1638		1659	1709	1715	1725		1738		1759	1808	1815	1843	1859	1913		1943	1958	2013	2035	2042	2046	2101	2108			
Sway	d		1643			1719	1725			1743			1819	1847		1917			1947		2019	2035	2042	2051					
New Milton	d		1648			1724	1732			1748			1824	1852		1922			1952		2024	2042	2056						
Hinton Admiral	d		1652			1728				1752			1828	1856		1926			1956		2028		2100						
Christchurch	d		1657			1733	1739			1757			1833	1901		1931			2001		2033		2105						
Pokesdown for Boscombe	d		1700			1737				1800			1837	1905		1935			2005		2037		2108						
Bournemouth	a		1704		1714	1724	1741	1748		1804		1814	1824	1841	1848	1909	1913	1921	1939	1948	2009	2012	2020	2041	2052	2057	2112	2115	2123
Bournemouth	d		1709			1725	1742			1809			1825		1850	1910		1922	1940	1950	2010		2022	2042	2054	2101	2114		2127
Branksome	d					1730	1747						1830		1855	1915		1927	1945	1955	2015		2027	2047		2106	2119		2132
Parkstone	d					1733	1750						1833		1858	1918		1930	1948	1958	2018		2030	2050		2109	2122		2135
Poole	d		1719			1738	1754a			1819			1838		1903	1924a		1935	1954a	2003	2024a		2035	2056a	2108a	2113	2125a		2139
Hamworthy	d		1724			1743				1824			1843		1908			1940		2008		2040				2118			2144
Holton Heath	d		1728							1828			1912					1940		2012									
Wareham	d		1733			1750				1833			1850					1947		2017		2047				2126			2151
Wool	d		1739			1756				1839			1856					1953		2023		2053				2133			2158
Moreton	d		1745							1846			1929						2029							2139			2204
Dorchester South	d		1753			1809				1854			1909					2004		2037		2104				2147			2212
Upwey	d		1800							1900										2044						2153			2218
Weymouth	a		1806			1818				1908			1925					2015		2050		2115				2159			2223

Late night and weekend trains may be altered due to engineering works.
Please check at southwesternrailway.com before travelling.

★ Passengers travelling with cycles may not join or leave services at stations with train times shown in blue.

For guide to notes and symbols, see end of this timetable.

SATURDAY London Waterloo, Woking and Basingstoke to Bournemouth, Poole and Weymouth

Operator	Notes	SW	SW	SW	SW	SW	SW	XC I	SW	SW	SW	SW	XC I	SW I	SW	SW	SW	SW	XC I	SW I	SW	SW	SW	XC I	SW I	SW	SW		
London Waterloo	d				0530		0630	0710b	0735	0739	0805		0820b	0835		0839	0905		0920b	0935		0939	1005	1020b	1035		1039		
Clapham Junction	d				0537u		0637u	0717b	0723k	0746u	0812u		0827b	0827k		0846u	0912u		0927b	0927k		0946u	1012u	1027b	1027k		1046u		
Woking	d				0601		0657	0736b	0800		0816b		0846b	0900			0916b		0946b	1000			1016b		1046b	1100			
Reading	d						0622b	0749		0752b	0819r		0849			0852b			0949			0952b	1019r		1049		1054b		
Basingstoke	d			0510z	0621		0718	0812	0821	0833	0849		0912		0933	0949			1011			1033	1049		1111		1133		
Winchester	d			0526z	0641		0734	0827	0838	0849	0905		0927	0933		0949	1005		1026	1033		1049	1105		1129	1133	1149		
Eastleigh	d			0535z	0651		0743	0821t	0847	0900			0921t			1000			1021t			1100			1121t		1200		
Southampton Airport	d			0540z	0656		0748	0836	0851	0905	0914		0936	0942		1005	1014		1036	1042		1105	1114		1138	1142	1205		
Southampton Central	a				0703		0756	0843	0858	0912	0922	┌	0942	0949		1012	1022	┌	1043	1049		1112	1122	┌	1144	1150	1212		
Southampton Central	d				0621	0705	0721	0800	0817	0845	0900	0930	0924	0930	0945	0951		1030	1024	1030	1045	1051		1130	1124	1130	1146	1151	1230
Totton	d				0626	0710	0726	0805	0822		0905	┌		0935				┌					┌					┌	
Ashurst (New Forest)	d				0631		0731		0827					0940															
Beaulieu Road	d						0831		0831					0944															
Brockenhurst	a				0639	0721	0739	0816	0837	0858	0916		0937	0951	0958	1005	┌		1037	1051	1058	1104	┌		1137	1151	1204	┌	
Brockenhurst	d		0615	0640	0722	0740	0817	0838	0859	0917		0938	1016	0959	1006	1016		1038	1116	1059	1105	1116		1138	1216	1200	1205	1216	
Sway	d		0620	0644	0726	0744	0821	0842		0921			┌			1021			┌					┌				┌	
New Milton	d		0625	0649	0731	0749	0826	0847		0926		0945				1026		1045										┌	
Hinton Admiral	d		0629	0653	0735	0753	0830	0851		0930						1030												┌	
Christchurch	d		0634	0658	0740	0758	0835	0856		0935		0952				1035		1052										┌	
Pokesdown for Boscombe	d		0637	0702	0744	0802	0839	0900		0939		0956				1038		1056										┌	
Bournemouth	a		0641	0706	0748	0806	0843	0904	0913	0943		1000		1013	1021	1042			1113	1120	1142		1200		1214	1220	1242		
Bournemouth	d	0611	0644	0711	0749	0811	0844	0909		0944		1004		1025	1044		1104					1124	1144		1204		1224	1244	
Branksome	d	0616	0649	0716	0754	0816	0849	0914		0949				1030	1049							1129	1149				1229	1249	
Parkstone	d	0619	0652	0719	0757	0819	0852	0917		0952				1033	1052							1132	1152				1232	1252	
Poole	d	0624	0657	0724	0802	0824	0857	0922		0957		1014		1037	1055a		1114					1137	1155a		1214		1237	1255a	
Hamworthy	d	0629	0702	0729	0807	0829	0902	0927		1002		1019		1042		1119						1142					1242		
Holton Heath	d	0633	0706	0733		0833		0931				1023				1123											1223		
Wareham	d	0638	0711	0738	0813	0838	0909	0935		1009		1028		1049		1128		1149									1228	1249	
Wool	d	0644	0717	0744	0820	0844	0915	0942				1035				1135											1235		
Moreton	d	0650	0723	0750	0826	0850	0921	0948				1041				1141											1241		
Dorchester South	d	0658	0731	0758	0834	0858	0929	0956		1027		1051		1105		1149		1205									1249	1305	
Upwey	d	0705	0738	0805	0841	0905	0936	1002				1057				1155											1255		
Weymouth	a	0709	0742	0809	0845	0909	0940	1007		1035		1102		1114		1200						1213					1300		

Late night and weekend trains may be altered due to engineering works. Please check at southwesternrailway.com before travelling.

For guide to notes and symbols, see end of this timetable.

SATURDAY London Waterloo, Woking and Basingstoke to Bournemouth, Poole and Weymouth

Operator	Notes	SW	SW	XC	SW	SW	SW	SW	XC	SW	SW	SW	SW	SW	XC	SW	SW	SW	SW	SW	XC	SW	SW	SW	SW	XC	SW		
London Waterloo	d	1105		1120b	1135		1139	1205		1220b	1235		1239	1305		1320b	1335		1339	1405		1420b	1435		1439	1505		1520b	1535
Clapham Junction	d	1112u		1127b	1127k		1146u	1212u		1227b	1227k		1246u	1312u		1327b	1327k		1346u	1411u		1427b	1427k		1446u	1512u		1527b	1527k
Woking	d	1116b		1146b	1200			1216b		1246b	1300			1316b		1346b	1400			1416b		1446b	1500			1516b		1546b	1600
Reading	d			1149			1152b	1219r		1249		1252b	1333	1349		1349		1352b	1411		1419r	1449		1452b	1533	1549		1549	
Basingstoke	d	1149		1211			1233	1249		1311		1333	1349		1411		1433	1449		1512		1533	1549		1533	1549		1612	
Winchester	d	1205		1226	1233		1249	1305		1326	1333		1349	1405		1426	1433		1449	1505		1527	1533		1549	1605		1627	1633
Eastleigh	d			1221t			1300			1321t		1400			1421t		1500			1521t		1600			1600			1621t	
Southampton Airport	d	1214		1234	1242		1305	1314		1334	1342		1405	1414		1434	1442		1505	1514		1536	1542		1605	1614		1636	1642
Southampton Central	a	1222	—	1241	1249		1312	1322	—	1341	1349		1412	1422	—	1443	1449		1512	1522	—	1542	1549		1612	1622	—	1642	1649
Southampton Central	d	1224	1230	1245	1251		1330	1324	1330	1344	1351		1430	1424	1430	1445	1451		1530	1524	1530	1545	1551		1630	1624	1630	1645	1651
Totton	d		1235				—	1335					—	1424	1435				—	1524	1535			—	1630	1624	1635	1645	
Ashurst (New Forest)	d		1240					1340					1440								1540						1640		
Beaulieu Road	d							1344													1544								
Brockenhurst	a	1237	1251	1258	1304	—	1337	1351	1357	1404	—		1437	1451	1458	1504	—		1537	1551	1558	1605	—		1637	1651	1658	1704	
Brockenhurst	d	1238	1316	1259	1305	1316	1338	1416	1358	1405	1416		1438	1516	1459	1505	1516		1538	1616	1559	1606	1616		1638	1716	1659	1705	
Sway	d		—			1321		—			1421			—			1521			—			1621			—			
New Milton	d	1245				1326	1345				1426		1445				1526		1545				1626		1645		—		
Hinton Admiral	d					1330					1430						1530						1630						
Christchurch	d	1252				1335	1352				1435		1452				1535		1552				1635		1652				
Pokesdown for Boscombe	d	1256				1338	1356				1438		1456				1538		1556				1638		1656				
Bournemouth	a	1300		1313	1320	1342		1400		1412	1420	1442		1500		1513	1520	1542		1600		1613	1620	1642		1700		1713	1720
Bournemouth	d	1304			1324	1344		1404			1424	1444		1504		1524	1544		1604			1624	1644		1704				1724
Branksome	d				1329	1349					1429	1449				1529	1549					1629	1649						1729
Parkstone	d				1332	1352					1432	1452				1532	1552					1632	1652						1732
Poole	d	1314			1337	1355a		1414			1437	1455a		1514		1537	1555a		1614			1637	1655a		1714			1737	
Hamworthy	d	1319			1342			1419			1442			1519		1542			1619			1642			1719			1742	
Holton Heath	d	1323						1423						1523					1623						1723				
Wareham	d	1328			1349			1428			1449			1528		1549			1628		1649				1728			1749	
Wool	d	1335						1435						1535					1635						1735				
Moreton	d	1341						1441						1541					1641						1741				
Dorchester South	d	1349			1405			1449			1505			1549		1605			1649		1705				1749			1805	
Upwey	d	1355						1455						1555					1656						1755				
Weymouth	a	1400			1414			1500			1513			1600		1613			1700			1716			1800				1813

Late night and weekend trains may be altered due to engineering works. Please check at southwesternrailway.com before travelling.

For guide to notes and symbols, see end of this timetable.

SATURDAY London Waterloo, Woking and Basingstoke to Bournemouth, Poole and Weymouth

Operator	Notes	SW	SW	SW	SW	XC	SW	SW	SW	SW	XC	SW	SW	SW	SW	XC	SW	SW	SW	SW	SW	XC	SW	SW	SW	XC	SW			
London Waterloo	d		1539	1605		1620b	1635		1639	1705		1720b	1735		1739	1805		1820b	1835		1839	1905		1920b	1935		2005	2035		
Clapham Junction	d		1546u	1612u		1627b	1627k		1646u	1712u		1727b	1727k		1746u	1812u		1827b	1827k		1846u	1912u		1927b	1927k		2012u	2027b	2027k	
Woking	d			1616b		1646b	1700			1716b		1746b	1800			1816b		1846b	1900			1916b		1946b	2000		2016b	2046b	2100	
Reading	d		1552b	1619r		1649			1652b			1749			1752b			1849			1852b			1949			1952b	2049		
Basingstoke	d		1633	1649		1712			1733	1749		1811			1833	1849		1912			1933	1949		2012			2049	2112		
Winchester	d		1649	1705		1727	1733		1749	1805		1826	1833		1849	1905		1927	1933		1949	2005		2027	2033		2105	2127	2133	
Eastleigh	d		1700			1721t			1800			1821t			1900			1921t			2000			2021t			2100t	2121t		
Southampton Airport	d		1705	1714		1736	1742		1805	1814		1834	1842		1905	1914		1936	1942		2005	2014		2036	2042		2114	2136	2142	
Southampton Central	a		1712	1722	↔	1742	1749		1812	1822	↔	1841	1850		1912	1921	↔	1942	1949		2014	2021	↔	2042	2049		2122	2143	2149	
Southampton Central	d		1730	1724		1730	1745	1751		1830	1824	1830	1842	1851		1930	1924	1930	1944	1951		2030	2024	2030	2045	2051		2124	2145	2151
Totton	d		↔			1735				1835					↔						↔							2129	2151	
Ashurst (New Forest)	d					1740				1840								1940										2134		
Beaulieu Road	d					1744												1944												
Brockenhurst	a	↔		1737	1751	1758	1804	↔		1837	1851	1857	1904	↔		1937	1951	1957	2004	↔		2037	2051	2058	2104	↔	2142	2158	2204	
Brockenhurst	d	1716		1738	1816	1759	1805	1816		1838	1916	1858	1905	1916		1938	2016	1958	2005	2016		2038	2116	2059	2105	2116	2143	2159	2205	
Sway	d	1721			↔			1821			↔			1921			↔			2021			↔			2120	2148			
New Milton	d	1726		1745				1826		1845				1926		1945				2026		2045				2125	2153			
Hinton Admiral	d	1730						1830						1930						2030						2129	2157			
Christchurch	d	1735		1752				1835		1852				1935		1952				2035		2052				2134	2202			
Pokesdown for Boscombe	d	1738		1756				1838		1856				1938		1956				2038		2056				2138	2206			
Bournemouth	a	1742		1800		1813	1820	1842		1900		1913	1920	1942		2000		2012	2020	2042		2100		2113	2120	2142	2210	2215	2220	
Bournemouth	d	1744		1804				1824	1844				1924	1944		2004				2024	2044		2104			2124	2143	2212		2224
Branksome	d	1749						1829	1849				1929	1949					2029	2049						2129	2148	2217	2229	
Parkstone	d	1752						1832	1852				1932	1952					2032	2052						2132	2151	2221	2232	
Poole	d	1755a		1814		1837	1855a			1914			1937	1955a		2014			2037	2055a		2114			2137	2155a	2226a		2237	
Hamworthy	d			1819		1842				1919			1942			2019			2042			2119				2142			2242	
Holton Heath	d			1823						1923						2023														
Wareham	d			1828			1849			1928			1949			2028			2049			2126			2149				2249	
Wool	d			1835						1935						2035						2133			2155				2255	
Moreton	d			1841						1941						2041						2139			2201				2301	
Dorchester South	d			1849			1905			1949			2005			2049			2105			2147			2209				2309	
Upwey	d			1855						1955						2055						2154			2216				2316	
Weymouth	a			1900						2000			2014			2100			2113			2158			2220				2320	

Late night and weekend trains may be altered due to engineering works. Please check at southwesternrailway.com before travelling.

For guide to notes and symbols, see end of this timetable.

SUNDAY

London Waterloo, Woking and Basingstoke to Bournemouth, Poole and Weymouth

Operator	Notes	SW	SW D	SW	SW D	SW	SW D	XC	XC I	SW	SW D	XC	XC I	SW	SW D	XC	XC I	SW	SW D	XC	XC I	SW	SW D	XC	XC I	SW	SW D	XC	XC I
London Waterloo	d				0751	0835	0854	0915b	0935	0954	1015b	1035	1054	1115b	1135	1154	1215b	1235	1254	1315b	1335	1354	1415b	1435	1454	1520b	1535	1605	1620b
Clapham Junction	d				0801u	0845u	0903u	0922b	0945u	1003u	1022b	1045u	1103u	1122b	1145u	1203u	1222b	1245u	1303u	1322b	1342u	1403u	1422b	1442u	1503u	1527b	1542u	1612u	1627b
Woking	d				0828	0909	0928	0947b	1009	1028	1046b	1108	1128	1146b	1208	1228	1246b	1308	1328	1346b	1407	1428	1446b	1507	1528	1546b	1607	1637	1646b
Reading	d				0738b	0838b	0912b	0952		1012b	1052		1112b	1152		1212b	1252		1312b	1352		1412b	1452		1512b	1552		1612b	1652
Basingstoke	d		0748		0848	0929	0948	1012	1029	1048	1111	1128	1148	1211	1228	1248	1311	1328	1348	1411	1428	1448	1511	1528	1548	1612	1628	1657	1710
Winchester	d		0807		0908	0946	1008	1027	1046	1108	1126	1144	1208	1227	1244	1308	1327	1344	1408	1427	1444	1508	1527	1544	1608	1627	1644	1714	1725
Eastleigh	d		0821		0922		1022			1122			1222			1322			1422			1522			1622		1723		
Southampton Airport	d		0825		0927	0955	1027	1036	1055	1127	1134	1153	1227	1235	1253	1327	1335	1353	1427	1435	1453	1527	1535	1553	1627	1636	1653	1727	1734
Southampton Central	a		0832		0934	1002	1034	1042	1102	1134	1143	1200	1234	1243	1300	1334	1343	1400	1434	1443	1500	1534	1543	1600	1634	1642	1700	1734	1742
Southampton Central	d		0834	0903	0935	1003	1035	1050	1103	1135	1149	1203	1235	1249	1303	1335	1349	1403	1435	1449	1503	1535	1549	1603	1635	1649	1703	1736	1749
Totton	d		0839		0941		1041			1141		1241			1341		1441		1541		1641		1741		1841		1941		
Ashurst (New Forest)	d		0844		0945		1045			1145		1245			1345		1445		1545		1645		1745		1845		1945		
Beaulieu Road	d		0848		0950		1050			1150		1250			1350		1450		1550		1650		1750		1850		1950		
Brockenhurst	a		0854	0916	0956	1017	1056	1107	1117	1156	1207	1216	1256	1307	1316	1356	1407	1416	1456	1507	1516	1556	1607	1616	1656	1706	1716	1756	1806
Brockenhurst	d		0855	0917	0957	1017	1057	1112	1117	1157	1208	1217	1257	1311	1317	1357	1411	1417	1457	1511	1517	1557	1611	1617	1657	1711	1717	1757	1811
Sway	d		0900		1001		1101			1201		1301			1401		1501		1601		1701		1801		1901		2001		
New Milton	d		0905	0924	1006	1024	1106		1124	1206		1306		1324	1406		1424	1506		1524	1606		1624	1706		1724	1806		
Hinton Admiral	d		0909		1010		1110			1210		1310			1410		1510		1610		1710		1810		1910		2010		
Christchurch	d		0914		1015		1115			1215		1315			1415		1515		1615		1715		1815		1915		2015		
Pokesdown for Boscombe	d		0917		1019		1119			1219		1319			1419		1519		1619		1719		1819		1919		2019		
Bournemouth	a		0921	0934	1023	1034	1123	1126	1134	1223	1226	1234	1323	1326	1334	1423	1426	1434	1523	1526	1534	1623	1626	1634	1723	1726	1734	1823	1826
Bournemouth	d	0839	0925	0939	1024	1039	1124		1139	1224		1239	1324		1339	1424		1439	1524		1539	1624		1639	1724		1739	1824	
Branksome	d	0844		0944		1044			1144			1244			1344		1444		1544		1644		1744		1844		1944		
Parkstone	d	0847		0947		1047			1147			1247			1347		1447		1547		1647		1747		1847		1947		
Poole	d	0851	0934a	0951	1033a	1051	1133a		1151	1233a		1251	1333a		1351	1433a		1451	1533a		1551	1633a		1651	1733a		1751	1833a	
Hamworthy	d	0856		0956		1056			1156			1256			1356		1456		1556		1656		1756		1856		1956		
Holton Heath	d																												
Wareham	d	0903		1003		1103			1203			1303			1403		1503		1603		1703		1803		1903		2003		
Wool	d	0910		1010		1110			1210			1310			1410		1510		1610		1710		1810		1910		2010		
Moreton	d	0916		1016		1116			1216			1316			1416		1516		1616		1716		1816		1916		2016		
Dorchester South	d	0924		1024		1124			1224			1324			1424		1524		1624		1724		1824		1924		2024		
Upwey	d	0931		1031		1131			1231			1331			1431		1531		1631		1731		1831		1931		2031		
Weymouth	a	0935		1035		1135			1235			1335			1435		1535		1635		1735		1835		1935		2035		

Late night and weekend trains may be altered due to engineering works.
Please check at southwesternrailway.com before travelling.

For guide to notes and symbols, see end of this timetable.

GUIDE TO NOTES AND SYMBOLS

First Class accommodation also available on all trains shown in **bold type**.

A Also calls at Millbrook 0721 and Redbridge 0725.

B Also calls at Millbrook 0821 and Redbridge 0824.

C Also calls at Redbridge 1710.

D Divides during journey - please make sure you are in the correct portion.

SW Operated by South Western Railway.

XC Operated by CrossCountry
 · Seat reservations available
 · Cycle reservations recommended.

a Arrival time.

b Change at Basingstoke.

d Departure time.

k Change at Woking.

r Change at Winchester.

s Stops to let passengers leave the train only.

t Change at Southampton Airport Parkway.

u Stops to let passengers join the train only.

v Change at Eastleigh.

z Change at Southampton Central.

⌘ Catering (trolley service) available for all or part of the journey.

↳ Continued in later column.

↵ Continued from earlier column.

↪ Train attaches to another.

↩ Train divides.

P Car Park.

⌚ Minimum connection time where different from the standard five minutes.

† Station is **closed** on Sunday.

§ For details of additional trains, please see Great Western Railway timetables.

‡ For services to and from Lymington, please see timetable 27.

🚌 For details of buses from Wareham station to Corfe Castle and Swanage, telephone 01202 338420.

For information on the Swanage Railway visit swanagerailway.co.uk

↔ Southampton Airport - station is a short walk from the airport terminal.

↔ Woking - Railair coach link between Woking station and Heathrow Airport. Visit nationalexpress.com for details.

§ Station is approximately 3 miles from Beaulieu village. There are NO bus services from Beaulieu Road station.

Please visit beaulieu.co.uk for public transport information to the Motor Museum.

⚓ Station for Southampton City Centre and the Docks. Also buses for Red Funnel Ferries to Cowes, Isle of Wight, (redfunnel.co.uk) and the Hythe ferry (hytheferry.co.uk).

⊖ Interchange for London Underground. Visit tfl.gov.uk for details.

★ **Passengers travelling with cycles may not join or leave services at stations with train times shown in blue.**

Cycles on trains

At peak times the following restrictions apply in the area bounded by Reading, Hook, Alton, Guildford and Dorking.

Passengers travelling with cycles may not join or leave services timed to arrive at London Waterloo between 0715 and 1000 inclusive and timed to depart from London Waterloo between 1645 and 1900 inclusive.

Travelling after midnight?

Trains which run after midnight are shown at the end of the day.

STATION INFORMATION

See notes for explanation of symbols.

Weymouth	P		S
Upwey	P		S
Dorchester South	P		S
Moreton	P		
Wool	P		
Wareham	P		🚌
Holton Heath	P		†
Hamworthy			
Poole	P	⌚	
Parkstone	P		
Branksome	P		
Bournemouth	P		
Pokesdown for Boscombe			
Christchurch	P		
Hinton Admiral	P		
New Milton	P		
Sway	P		
Brockenhurst	P	⌚	‡
Beaulieu Road			§
Ashurst (New Forest)	P		
Totton	P		
Southampton Central	P		⚓
Southampton Airport	P		↔
Eastleigh	P	⌚	
Winchester	P		
Basingstoke	P		
Reading	P	⌚	
Woking	P		↔
Clapham Junction		⊖	
London Waterloo		⊖	⊖

28A Yeovil Pen Mill - Weymouth

MONDAY TO FRIDAY

	Notes									
Yeovil Pen Mill	d	0733	1014	1115	1312	1619	1813	1920	2215	
Dorchester West	d	0807	1048	1153	1353	1653	1847	1954	2249	
Upwey	d	0814	1056	1201	1401	1701	1855	2001	2256	
Weymouth	a	0819	1101	1206	1406	1706	1900	2006	2301	

SATURDAY

	SW				SW					
0730	0950	1010	1110	1310	1426	1612	1818	1912	2218	
0804	1018	1044	1153	1353	1454	1654	1853	1953	2252	
0812	1025	1052	1201	1401	1501	1702	1901	2002	2300	
0818	1029	1058	1207	1407	1506	1708	1908	2009	2308	

SUNDAY

0951	1102	1501	1913	2219	
1029	1141	1536	1948	2253	
1037	1149	1544	1956	2301	
1042	1154	1549	2004	2306	

28A Weymouth - Yeovil Pen Mill

MONDAY TO FRIDAY

	Notes									
Weymouth	d	0528	0644	0849	1111	1312	1455	1723	2015	
Upwey	d	0533	0649	0854	1116	1317	1500	1728	2020	
Dorchester West	d	0541	0657	0902	1124	1325	1508	1736	2028	
Yeovil Pen Mill	a	0616	0730	0935	1201	1359	1547	1809	2101	

SATURDAY

			SW		SW					
0640	0847	1110	1210	1310	1455	1654	1728	2020		
0645	0852	1115	1215	1315	1500	1659	1733	2025		
0653	0900	1123	1223	1323	1508	1707	1741	2033		
0726	0934	1157	1250	1357	1542	1734	1815	2107		

SUNDAY

A						
0807	1100	1408	1610	1756	2009	
	1105	1413	1615	1801	2014	
0819	1113	1421	1623	1809	2022	
0852	1148	1454	1656	1842	2055	

NOTES

Operated by Great Western Railway except where shown.

For details of seat and cycle reservation requirements and also catering facilities, please refer to Great Western Railway publications.

SW South Western Railway service.

First Class accommodation available. Cycle reservations required.

A Runs from 5 April 2020.

a Arrival time.

d Departure time.

STATION INFORMATION

For a guide to notes and symbols, see end of main timetable.

Yeovil Pen Mill	P	
Dorchester West		
Upwey	P	S
Weymouth	P	S

Late night and weekend trains may be altered due to engineering works.

28C Weymouth - Bridport - Lyme Regis Bus service

Bus service operated by First in Dorset X53 – Tel: 0345 6020121
 firstgroup.com/wessex-dorset-south-somerset

MONDAY TO FRIDAY until 3 April 2020. Summer service runs from 6 April 2020.

Notes				Sch	SH															
Weymouth King's Statue	d	0856	1053	1253	1442	1453	1700	1800												
Abbotsbury Ilchester Arms	a	0930	1121	1321	1510	1521	1728	1822												
West Bay George Hotel	a	0950	1141	1341	1530	1541	1748	1840												
Bridport West Street	a	1000	1151	1351	1551	1551	1758	1849												
Lyme Regis Square	a	1038	1229	1429	1632	1632	1832													

King's Statue is 7 minutes walk from Weymouth station.
 The Bus Garage is 3 minutes walk from Weymouth station.

Notes		Sch	SH																	
Lyme Regis Co-op	d	0654	0740	0753	0937	1137	1337	1555	1739											
Bridport West Street	d	0727	0813	0826	1014	1214	1414	1632	1813											
West Bay George Hotel	d	0735	0836	0836	1024	1224	1424	1642	1821											
Abbotsbury Ilchester Arms	d	0752	0853	0853	1044	1244	1444	1702	1838											
Weymouth Bus Garage	a	0814	0915	0915	1111	1311	1511	1729	1900											

SATURDAY until 4 April 2020. Summer service runs from 11 April 2020.

Notes																				
Weymouth King's Statue	d	0856	1053	1253	1453	1735														
Abbotsbury Ilchester Arms	a	0921	1121	1321	1521	1803														
West Bay George Hotel	a	0941	1141	1341	1541	1821														
Bridport West Street	a	0951	1151	1351	1551	1830														
Lyme Regis Square	a	1029	1229	1429	1629	1904														

Notes																				
Lyme Regis Co-op	d	0727	0937	1137	1337	1537	1739													
Bridport West Street	d	0800	1014	1214	1414	1614	1813													
West Bay George Hotel	d	0808	1024	1224	1424	1624	1821													
Abbotsbury Ilchester Arms	d	0825	1044	1244	1444	1644	1838													
Weymouth Bus Garage	a	0847	1111	1311	1511	1711	1900													

SUNDAY - no winter service.

A special service will run on the 15 and 22 December 2019
 Summer service runs from 5 April 2020
 - please enquire

NO SERVICE will run on Public Holidays

NOTES SH - School Holidays only. a - Arrival time.
 Sch - School days only. d - Departure time.

Rail tickets to 'Bridport Bus X51/3' are valid to Lyme Regis (and also on the Dorchester - Lyme Regis service)

28D Bournemouth Rail Station to Bournemouth International Airport (Hurn) Bus Service

Bus service operated by Bournemouth Transport (Yellow Buses) 737, Tel: 01202 636110, yellowbuses.co.uk/routes

MONDAY TO FRIDAY

<i>Notes</i>								
Bournemouth Station #	d	0612	0652	0937	1137	1337	1637	
Bournemouth Airport	a	0656	0736	1015	1215	1415	1715	

<i>Notes</i>								
Bournemouth Airport	d	0824	1024	1224	1345	1610	1724	1800
Bournemouth Station	a	0911	1111	1311	1432	1657	1811	1847

SATURDAY

0937	1137	1337	
1021	1221	1421	

1024	1224	1424	
1106	1306	1506	

SUNDAY

1137	1337		
1221	1421		

1224	1424		
1305	1505		

NOTES

- Buses use Stand 2 in the Bus Station, adjacent to Platform 3 exit at Bournemouth Railway Station.

a - Arrival Time

d - Departure time.

Bournemouth PlusBus tickets are valid to Bournemouth Airport.



Visit us at southwesternrailway.com

- Buying tickets online
- Special offers and days out
- Live train information
- Plan your journey
- Train times
- Latest news



Free Travel Alerts southwesternrailway.com/alerts

Keeping our registered customers up-to-date with their service running information, delays and alterations.



Twitter Customer Service [@SW_Railway](https://twitter.com/SW_Railway) [@SW_Help](https://twitter.com/SW_Help)

Follow South Western Railway on Twitter and be the first to know what's happening on our network.



[Facebook.com/SWRailway](https://www.facebook.com/SWRailway)

Providing South Western Railway network information and details of our latest offers.



Customer Service Centre **0345 6000 650**

Our UK based team are available 7 days a week from 6am to 10pm for:

- Ticket sales by credit or debit card
- Comments and suggestions



Assisted Travel **0800 5282 100** **Textphone 0800 6920 792**

A freephone service open 24 hours for older and disabled customers. We recommend booking assistance **12 hours in advance**.



National Rail Enquiries **03457 48 49 50**

Train times, fares and rail information.

First MTR South Western Trains Limited (trading as South Western Railway) accepts no liability for any inaccuracy in the information contained in this timetable which is subject to alteration.

First MTR South Western Trains Limited. Registered in England and Wales 07900320.
Registered office: 4th Floor, Capital House, 25 Chapel Street, London NW1 5DH.
A First and MTR company.

