

1

Kingston Loop and Shepperton to London Waterloo



Train times

16 May to 11 September 2021

South Western
Railway

Your timetable

This timetable shows the full service between **Shepperton, Kingston and London Waterloo, and services between Kingston, Teddington and London Waterloo via Richmond.**

Buy a ticket before you board

You need to buy a valid ticket before you get on your train. We know that most of our passengers do this before travelling, and we have a duty to those passengers to make sure no-one travels without paying. This is why we run a penalty fares scheme across most of our network.

If you travel without a valid ticket to or from a station within the penalty fares area, you may have to pay a penalty fare of £20 or twice the single fare to the next station your train stops at (whichever is higher). You will also have to buy a ticket for the rest of your journey.

We have a policy to, wherever possible, prosecute everyone who deliberately avoids paying.

Travel with Confidence

If you are travelling with us, please continue to follow the Government's advice by maintaining social distancing, where possible, and wearing a face covering at our stations and on our trains, unless exempt.

For more information about how we're keeping you safe, and how you can protect yourself and others when travelling visit: **[southwesternrailway.com/coronavirus](https://www.southwesternrailway.com/coronavirus)**

Automated Delay Repay

We have introduced a new Automated Delay Repay (ADR) system that drastically cuts the time it takes to claim and receive compensation if your train is late.

ADR works for all customers who have bought Advance tickets or a Touch Smartcard season ticket from our website.

If you have a Touch Smartcard season ticket, you will need to touch in and out at the beginning and end of your journey, sign up for a Delay Repay account at

delayerepay.southwesternrailway.com and select 'Auto Delay Repay'. (The email addresses you use for 'My Account' and 'Delay Repay' must match.)

To find out more about Automated Delay Repay, visit:

[southwesternrailway.com/contact-and-help/refunds-and-compensation/delay-repay/automated-delay-repay](https://www.southwesternrailway.com/contact-and-help/refunds-and-compensation/delay-repay/automated-delay-repay).

No-smoking policy

For the comfort of all our customers, smoking and using e-cigarettes is not allowed on any part of our trains or stations.

You can smoke outside the station entrance or in our car parks.

Cycles on trains

The services in this timetable have limited room for cycles, so we have had to apply some restrictions. The ★ symbol, with train times printed in **blue**, shows which trains have restrictions. These restrictions are explained in the 'Guide to notes and symbols' section.

We will carry folding cycles on any train, as long as they can be folded small enough to be carried safely in the luggage rack. Cycles are not allowed on buses that replace trains during engineering work.

Changes to train times

Network Rail need to do engineering work to maintain and improve the rail network. They do a lot of this work at weekends and during holiday periods, but they also need to do some work overnight during the week.

If we need to close rail lines so Network Rail can carry out work, buses will replace train services. We may also have to alter train services over a wider area.

Please check for any changes to train times before travelling at weekends, late in the evening or early in the morning.

Look for the 'Changes to train times' posters at stations, or visit our website at **southwesternrailway.com**.



South Western Railway and Community Rail Partnerships

We are committed to working with Community Rail Partnerships (CRPs) across our network. CRPs are not-for-profit organisations that help to further connect the railway with the communities they serve. They work closely with SWR to promote healthy and sustainable travel, design projects which bring communities together, as well as support social and economic development. SWR is proud to provide core funding and support to 12 CRPs on our network.

Hounslow and Richmond CRP

Stations: Barnes Bridge, Kew Bridge, Chiswick, Brentford, Isleworth, Syon Lane, Hounslow, Barnes, Mortlake, North Sheen, Richmond, St Margarets, Twickenham, Whitton and Feltham.

This was the first London based CRP and aims to build on community engagement in the area whilst encouraging greater involvement at stations.

Email: **hounslowandrichmondcrp@gmail.com**

Windsor Lines Passengers Association

WLPA represents users of rail services from London Waterloo to Windsor and Reading including the Weybridge and Camberley branches and the Hounslow and Kingston loops.

Email: **membership@wlpa.co.uk**

Website: **wlpa.co.uk**







MONDAY TO FRIDAY
London Waterloo and Wimbledon to Kingston, Richmond and the Shepperton branch

Notes	A			★		★	★ A				★	★ A	D		★	★ A		★								
London Waterloo	d		0512		0550c	0612		0627		0642		0657		0712		0727		0742		0757	0812		0827	0842	0857	0912
Vauxhall	d		0516		0554c	0616		0631		0646		0701		0716		0731		0746		0801	0816		0831	0846	0901	0916
Clapham Junction	d		0521		0559c	0621		0636		0651		0706		0721		0736		0751		0806	0821		0836	0851	0906	0921
Earlsfield	d		0524		0602c	0624		0639				0709				0739				0809			0839		0909	
Wimbledon	d		0528			0612	0628	0643		0658		0713		0728		0743		0758		0813	0828		0843	0858	0913	0928
Raynes Park	d		0531			0615	0631	0646		0701		0716		0731		0746		0801		0816	0831		0846	0901	0916	0931
New Malden	d		0534			0618	0634	0649		0704		0719		0734		0749		0804		0819	0834		0849	0904	0919	0934
Norbiton	d		0537			0621	0637	0652		0707		0722		0737		0752		0807		0822	0837		0852	0907	0922	0937
Kingston	a		0540			0624	0640	0655		0710		0725		0740		0755		0810		0825	0840		0855	0910	0925	0940
Kingston	d		0540		0559	0629	0640	0659		0710		0729		0740		0759		0810		0829	0840		0859	0910	0929	0940
Hampton Wick	d		0542		0601	0631	0642	0701		0712		0731		0742		0801		0812		0831	0842		0901	0912	0931	0942
Teddington	d		0545		0605	0635	0645	0705		0715		0735		0745		0805		0815		0835	0845		0905	0915	0935	0945
Fulwell	d		0549			0649			0707	0719			0732	0749			0819			0849			0919		0949	
Hampton	d		0553			0653			0710	0723			0735	0753			0823			0853			0923		0953	
Kempton Park	d								0714				0739	0756			0826			0856			0926		0956	
Sunbury	d		0557	0604		0657	0704		0715	0727	0734		0740	0758	0805		0828	0835		0858	0905		0928		0958	
Upper Halliford	d			0608			0708				0738				0809			0839			0909					
Shepperton	a		0604	0612		0705	0712		0723	0735	0742		0748	0805	0813		0835	0843		0905	0913		0935		1005	
Strawberry Hill	d	0539		0608	0638			0708	0715			0738	0745			0808	0815		0838			0908		0938		
Twickenham	d	0543		0613	0643			0713	0726			0743	0757			0813	0827		0843			0915		0943		
St Margarets	d	0545		0615	0645			0715	0728			0745	0759			0815	0829		0845			0917		0945		
Richmond	d	0549		0619	0649			0719	0732			0749	0802			0819	0832		0849			0920		0949		
North Sheen	d	0551		0621	0651			0721	0734			0751	0804			0821	0834		0851			0922		0951		
Mortlake	d	0553		0623	0653			0723	0736			0753	0807			0823	0837		0853			0925		0953		
Barnes	d	0556		0626	0656			0726	0740			0756	0810			0826	0840		0856			0928		0956		
Putney	d	0559		0629	0659			0729	0743			0759	0813			0829	0843		0859			0931		0959		
Wandsworth Town	d	0602		0632	0702			0732	0746			0802	0816			0832	0846		0902			0934		1002		
Clapham Junction	d	0605		0635	0705			0735	0749			0805	0819			0835	0849		0905			0937		1005		
Queenstown Road	d	0608		0638	0708			0738	0752			0808	0822			0838	0852		0908			0940		1008		
Vauxhall	d	0612		0642	0712			0742	0756			0812	0826			0842	0856		0912			0943		1012		
London Waterloo	a	0616		0646	0718			0748	0804			0818	0834			0849	0904		0921			0951		1019		

Late night and weekend trains may be altered due to engineering works.
Please check at southwesternrailway.com before travelling.

★ Passengers travelling with cycles may not join or leave services at stations with train times shown in blue.
For guide to all other notes and symbols see end of timetable.

MONDAY TO FRIDAY
London Waterloo and Wimbledon to Kingston, Richmond and the Shepperton branch

Notes																													
London Waterloo	d		0927	0941	0958	1012		1027	1042	1057	1112		1127	1142	1157	1212		1227	1242	1257	1312		1327	1342	1357	1412		1427	1442
Vauxhall	d		0931	0946	1003	1016		1031	1046	1101	1116		1131	1146	1201	1216		1231	1246	1301	1316		1331	1346	1401	1416		1431	1446
Clapham Junction	d		0936	0951	1008	1021		1036	1051	1106	1121		1136	1151	1206	1221		1236	1251	1306	1321		1336	1351	1406	1421		1436	1451
Earlsfield	d		0939		1012			1039		1109			1139		1209			1239		1309			1339		1409			1439	
Wimbledon	d		0943	0958	1017	1028		1043	1058	1113	1128		1143	1158	1213	1228		1243	1258	1313	1328		1343	1358	1413	1428		1443	1458
Raynes Park	d		0946	1001	1019	1031		1046	1101	1116	1131		1146	1201	1216	1231		1246	1301	1316	1331		1346	1401	1416	1431		1446	1501
New Malden	d		0949	1004	1021	1034		1049	1104	1119	1134		1149	1204	1219	1234		1249	1304	1319	1334		1349	1404	1419	1434		1449	1504
Norbiton	d		0952	1007	1025	1037		1052	1107	1122	1137		1152	1207	1222	1237		1252	1307	1322	1337		1352	1407	1422	1437		1452	1507
Kingston	a		0955	1010	1027	1040		1055	1110	1125	1140		1155	1209	1225	1240		1255	1310	1325	1340		1355	1410	1425	1440		1455	1510
Kingston	d		0959	1010	1030	1040		1059	1110	1129	1140		1159	1210	1229	1240		1259	1310	1329	1340		1359	1410	1429	1440		1459	1510
Hampton Wick	d		1001	1012	1032	1042		1101	1112	1131	1142		1201	1212	1231	1242		1301	1312	1331	1342		1401	1412	1431	1442		1501	1512
Teddington	d		1005	1015	1035	1045		1105	1115	1135	1145		1205	1215	1235	1245		1305	1315	1335	1345		1405	1415	1435	1445		1505	1515
Fulwell	d			1019		1049			1119		1149			1219		1249			1319		1349			1419		1449			1519
Hampton	d			1023		1053			1123		1153			1223		1253			1323		1353			1423		1453			1523
Kempton Park	d			1026		1056			1126		1156			1226		1256			1326		1356			1426		1456			1526
Sunbury	d	1005		1028		1058	1105		1128		1158	1205		1228		1258	1305		1328		1358	1405		1428		1458	1505		1528
Upper Halliford	d	1009					1109					1209					1309					1409					1509		
Shepperton	a	1013		1035		1105	1113		1135		1205	1213		1236		1305	1313		1335		1405	1413		1435		1505	1513		1535
Strawberry Hill	d		1008		1038			1108		1138			1208		1238			1308		1338			1408		1438			1508	
Twickenham	d		1013		1043			1113		1143			1213		1243			1313		1343			1413		1443			1513	
St Margarets	d		1015		1045			1115		1145			1215		1245			1315		1345			1415		1445			1515	
Richmond	d		1019		1049			1119		1149			1219		1249			1319		1349			1419		1449			1519	
North Sheen	d		1021		1051			1121		1151			1221		1251			1321		1351			1421		1451			1521	
Mortlake	d		1023		1053			1123		1153			1223		1253			1323		1353			1423		1453			1523	
Barnes	d		1026		1056			1126		1156			1226		1256			1326		1356			1426		1456			1526	
Putney	d		1029		1059			1129		1159			1229		1259			1329		1359			1429		1459			1529	
Wandsworth Town	d		1032		1102			1132		1202			1232		1302			1332		1402			1432		1502			1532	
Clapham Junction	d		1035		1105			1135		1205			1235		1305			1335		1405			1435		1505			1535	
Queenstown Road	d		1038		1108			1138		1208			1238		1308			1338		1408			1438		1508			1538	
Vauxhall	d		1042		1112			1142		1212			1242		1312			1342		1412			1442		1512			1542	
London Waterloo	a		1046		1116			1146		1216			1246		1316			1346		1416			1446		1516			1547	

Late night and weekend trains may be altered due to engineering works.

Please check at southwesternrailway.com before travelling.

For guide to all other notes and symbols see end of timetable.

MONDAY TO FRIDAY
London Waterloo and Wimbledon to Kingston, Richmond and the Shepperton branch

Notes											★	★		★	★ B	★		★	★ B	★		★	★		★				
London Waterloo	d	1457	1512		1527	1542	1557	1612		1627	1642	1657	1712		1727	1743	1742		1757	1812	1812		1827	1842		1857	1912		1927
Vauxhall	d	1501	1516		1531	1546	1601	1616		1631	1646	1701	1716		1731	1747	1747		1801	1816	1817		1831	1847		1901	1917		1931
Clapham Junction	d	1506	1521		1536	1551	1606	1621		1636	1651	1706	1721		1736	1753	1752		1806	1822	1822		1837	1852		1906	1922		1936
Earlsfield	d	1509	1524		1539	1554	1609	1624		1639	1654	1709	1724		1739		1755		1809		1825		1839	1855		1909	1925		1939
Wimbledon	d	1513	1528		1543	1558	1613	1628		1643	1658	1713	1728		1743		1759		1813		1829		1843	1859		1913	1929		1943
Raynes Park	d	1516	1531		1546	1601	1616	1631		1646	1701	1716	1731		1746		1802		1816		1832		1846	1902		1916	1932		1946
New Malden	d	1519	1534		1549	1604	1619	1634		1649	1704	1719	1734		1749		1805		1819		1835		1849	1905		1919	1935		1949
Norbiton	d	1522	1537		1552	1607	1622	1637		1652	1707	1722	1737		1752		1808		1822		1838		1852	1908		1922	1938		1952
Kingston	a	1525	1540		1555	1610	1625	1640		1655	1710	1725	1740		1755		1811		1825		1841		1855	1911		1925	1941		1955
Kingston	d	1529	1540		1559	1610	1629	1640		1659	1710	1729	1740		1759		1811		1829		1841		1859	1911		1929	1941		1959
Hampton Wick	d	1531	1542		1601	1612	1631	1642		1701	1712	1731	1742		1801		1813		1831		1843		1901	1913		1931	1943		2001
Teddington	d	1535	1545		1605	1615	1635	1645		1705	1715	1735	1745		1805		1816		1835		1846		1905	1916		1935	1946		2005
Fulwell	d		1549		1619		1649			1719		1749			1813	1820			1843	1850			1920				1950		
Hampton	d		1553		1623		1653			1723		1753			1817	1824			1847	1854			1924				1954		
Kempton Park	d		1556		1626		1656			1726		1756			1827	1827			1857	1857			1927				1957		
Sunbury	d		1558	1605	1628		1658	1705		1728		1758	1805		1821	1829	1836		1851	1859	1906		1929	1936		1959	2006		
Upper Halliford	d		1609					1709					1809			1840			1858	1910	1910		1940				2010		
Shepperton	a		1605	1613		1635		1705	1713		1735		1806	1813		1828	1840	1844		1858	1910	1914		1939	1944		2005	2014	
Strawberry Hill	d	1538			1608		1638			1708		1738			1808				1838				1908			1938			2008
Twickenham	d	1543			1613		1643			1713		1743			1813				1843				1913			1943			2013
St Margarets	d	1545			1615		1645			1715		1745			1815				1845				1915			1945			2015
Richmond	d	1549			1619		1649			1719		1749			1819				1849				1919			1949			2019
North Sheen	d	1551			1621		1651			1721		1751			1821				1851				1921			1951			2021
Mortlake	d	1553			1623		1653			1723		1753			1823				1853				1923			1953			2023
Barnes	d	1556			1626		1656			1726		1756			1826				1856				1926			1956			2026
Putney	d	1559			1629		1659			1729		1759			1829				1859				1929			1959			2029
Wandsworth Town	d	1602			1632		1702			1732		1802			1832				1902				1932			2002			2032
Clapham Junction	d	1605			1635		1705			1735		1805			1835				1905				1935			2005			2035
Queenstown Road	d	1608			1638		1708			1738		1808			1838				1908				1938			2008			2038
Vauxhall	d	1612			1642		1712			1742		1812			1842				1912				1942			2012			2042
London Waterloo	a	1616			1646		1719			1746		1819			1849				1916				1946			2016			2046

Late night and weekend trains may be altered due to engineering works.
Please check at southwesternrailway.com before travelling.

★ Passengers travelling with cycles may not join or leave services at stations with train times shown in blue.
For guide to all other notes and symbols see end of timetable.

SATURDAY

London Waterloo and Wimbledon to Kingston, Richmond and the Shepperton branch

Notes																											
London Waterloo	d	0512		0550c	0612		0627	0642	0657	0712		0727	0742	0757	0812		0827	0842	0857	0912		0927	0942	0957	1012	1027	
Vauxhall	d	0516		0554c	0616		0631	0646	0701	0716		0731	0746	0801	0816		0831	0846	0901	0916		0931	0946	1001	1016	1031	
Clapham Junction	d	0521		0559c	0621		0636	0651	0706	0721		0736	0751	0806	0821		0836	0851	0906	0921		0936	0951	1006	1021	1036	
Earlsfield	d	0524		0602c	0624		0639	0654	0709	0724		0739	0754	0809	0824		0839	0854	0909	0924		0939	0954	1009	1024	1039	
Wimbledon	d	0528		0613	0628		0643	0658	0713	0728		0743	0758	0813	0828		0843	0858	0913	0928		0943	0958	1013	1028	1043	
Raynes Park	d	0531		0617	0631		0646	0701	0716	0731		0746	0801	0816	0831		0846	0901	0916	0931		0946	1001	1016	1031	1046	
New Malden	d	0534		0619	0634		0649	0704	0719	0734		0749	0804	0819	0834		0849	0904	0919	0934		0949	1004	1019	1034	1049	
Norbiton	d	0537		0623	0637		0652	0707	0722	0737		0752	0807	0822	0837		0852	0907	0922	0937		0952	1007	1022	1037	1052	
Kingston	a	0540		0625	0640		0655	0710	0725	0740		0755	0810	0825	0840		0855	0910	0925	0940		0955	1010	1025	1040	1055	
Kingston	d	0540		0559	0629	0640	0659	0710	0729	0740		0759	0810	0829	0840		0859	0910	0929	0940		0959	1010	1029	1040	1059	
Hampton Wick	d	0542		0601	0631	0642	0701	0712	0731	0742		0801	0812	0831	0842		0901	0912	0931	0942		1001	1012	1031	1042	1101	
Teddington	d	0545		0605	0635	0645	0705	0715	0735	0745		0805	0815	0835	0845		0905	0915	0935	0945		1005	1015	1035	1045	1105	
Fulwell	d	0549			0649			0719		0749			0819		0849			0919		0949			1019		1049		
Hampton	d	0553			0653			0723		0753			0823		0853			0923		0953			1023		1053		
Kempton Park	d	0556			0656			0726		0756			0826		0856			0926		0956			1026		1056		
Sunbury	d	0558	0605		0658	0705		0728		0758	0805		0828		0858	0905		0928		0958	1005		1028		1058	1105	
Upper Halliford	d		0609			0709					0809					0909					1009					1109	
Shepperton	a	0603	0613			0703	0713		0733		0803	0813		0833		0903	0913		0933		1003	1013		1033		1103	1113
Strawberry Hill	d	0538		0608	0638		0708		0738			0808		0838			0908		0938			1008		1038		1108	
Twickenham	d	0543		0613	0643		0713		0743			0813		0843			0913		0943			1013		1043		1113	
St Margarets	d	0545		0615	0645		0715		0745			0815		0845			0915		0945			1015		1045		1115	
Richmond	d	0549		0619	0649		0719		0749			0819		0849			0919		0949			1019		1049		1119	
North Sheen	d	0551		0621	0651		0721		0751			0821		0851			0921		0951			1021		1051		1121	
Mortlake	d	0553		0623	0653		0723		0753			0823		0853			0923		0953			1023		1053		1123	
Barnes	d	0556		0626	0656		0726		0756			0826		0856			0926		0956			1026		1056		1126	
Putney	d	0559		0629	0659		0729		0759			0829		0859			0929		0959			1029		1059		1129	
Wandsworth Town	d	0602		0632	0702		0732		0802			0832		0902			0932		1002			1032		1102		1132	
Clapham Junction	d	0605		0635	0705		0735		0805			0835		0905			0935		1005			1035		1105		1135	
Queenstown Road	d	0608		0638	0708		0738		0808			0838		0908			0938		1008			1038		1108		1138	
Vauxhall	d	0612		0642	0712		0742		0812			0842		0912			0942		1012			1042		1112		1142	
London Waterloo	a	0616		0647	0716		0746		0816			0846		0916			0947		1016			1046		1116		1147	







Late night and weekend trains may be altered due to engineering works.

Please check at southwesternrailway.com before travelling.

For guide to notes and symbols see end of timetable.

SATURDAY

London Waterloo and Wimbledon to Kingston, Richmond and the Shepperton branch

Notes																													
London Waterloo	d		1627	1642	1657	1712		1727	1742	1757	1812		1827	1842	1857	1912		1927	1942	1957	2012		2027	2042	2057	2112		2127	2142
Vauxhall	d		1631	1646	1701	1716		1731	1746	1801	1816		1831	1846	1901	1916		1931	1946	2001	2016		2031	2046	2101	2116		2131	2146
Clapham Junction	d		1636	1651	1706	1721		1736	1751	1806	1821		1836	1851	1906	1921		1936	1951	2006	2021		2036	2051	2106	2121		2136	2151
Earlsfield	d		1639	1654	1709	1724		1739	1754	1809	1824		1839	1854	1909	1924		1939	1954	2009	2024		2039	2054	2109	2124		2139	2154
Wimbledon	d		1643	1658	1713	1728		1743	1758	1813	1828		1843	1858	1913	1928		1943	1958	2013	2028		2043	2058	2113	2128		2143	2158
Raynes Park	d		1646	1701	1716	1731		1746	1801	1816	1831		1846	1901	1916	1931		1946	2001	2016	2031		2046	2101	2116	2131		2146	2201
New Malden	d		1649	1704	1719	1734		1749	1804	1819	1834		1849	1904	1919	1934		1949	2004	2019	2034		2049	2104	2119	2134		2149	2204
Norbiton	d		1652	1707	1722	1737		1752	1807	1822	1837		1852	1907	1922	1937		1952	2007	2022	2037		2052	2107	2122	2137		2152	2207
Kingston	a		1655	1710	1725	1740		1755	1810	1825	1840		1855	1910	1925	1940		1955	2010	2025	2040		2055	2110	2125	2140		2155	2210
Kingston	d		1659	1710	1729	1740		1759	1810	1829	1840		1859	1910	1929	1940		1959	2010	2029	2040		2059	2110	2129	2140		2159	2210
Hampton Wick	d		1701	1712	1731	1742		1801	1812	1831	1842		1901	1912	1931	1942		2001	2012	2031	2042		2101	2112	2131	2142		2201	2212
Teddington	d		1705	1715	1735	1745		1805	1815	1835	1845		1905	1915	1935	1945		2005	2015	2035	2045		2105	2115	2135	2145		2205	2215
Fulwell	d			1719		1749			1819		1849			1919		1949			2019		2049			2119		2149			2219
Hampton	d			1723		1753			1823		1853			1923		1953			2023		2053			2123		2153			2223
Kempton Park	d			1726		1756			1826		1856			1926		1956			2026		2056			2126		2156			2226
Sunbury	d	1705		1728		1758	1805		1828		1858	1905		1928		1958	2005		2028		2058	2105		2128		2158	2205		2228
Upper Halliford	d	1709				1809						1909				2009					2109						2209		
Shepperton	a	1713		1733		1803	1813		1833		1903	1913		1933		2003	2013		2033		2103	2113		2133		2203	2213		2233
Strawberry Hill	d		1708		1738		1808		1838			1908		1938			2008		2038			2108		2138			2208		
Twickenham	d		1713		1743		1813		1843			1913		1943			2013		2043			2113		2143			2213		
St Margarets	d		1715		1745		1815		1845			1915		1945			2015		2045			2115		2145			2215		
Richmond	d		1719		1749		1819		1849			1919		1949			2019		2049			2119		2149			2219		
North Sheen	d		1721		1751		1821		1851			1921		1951			2021		2051			2121		2151			2221		
Mortlake	d		1723		1753		1823		1853			1923		1953			2023		2053			2123		2153			2223		
Barnes	d		1726		1756		1826		1856			1926		1956			2026		2056			2126		2156			2226		
Putney	d		1729		1759		1829		1859			1929		1959			2029		2059			2129		2159			2229		
Wandsworth Town	d		1732		1802		1832		1902			1932		2002			2032		2102			2132		2202			2232		
Clapham Junction	d		1735		1805		1835		1905			1935		2005			2035		2105			2135		2205			2235		
Queenstown Road	d		1738		1808		1838		1908			1938		2008			2038		2108			2138		2208			2238		
Vauxhall	d		1742		1812		1842		1912			1942		2012			2042		2112			2142		2212			2242		
London Waterloo	a		1746		1816		1846		1916			1946		2016			2046		2116			2146		2216			2246		

Late night and weekend trains may be altered due to engineering works.

Please check at southwesternrailway.com before travelling.

For guide to notes and symbols see end of timetable.

SUNDAY

London Waterloo and Wimbledon to Kingston, Richmond and the Shepperton branch

Notes																	H					H						
London Waterloo	d	0620	0718	0748		0818	0848		0918	0948		1018	1048		1118	1148		1218		1248			1318		1348		1418	
Vauxhall	d	0624	0722	0752		0822	0852		0922	0952		1022	1052		1122	1152		1222		1252			1322		1352		1422	
Clapham Junction	d	0629	0727	0757		0827	0857		0927	0957		1027	1057		1127	1157		1227		1257			1327		1357		1427	
Earlsfield	d		0730	0800		0830	0900		0930	1000		1030	1100		1130	1200		1230		1300			1330		1400		1430	
Wimbledon	d	0635	0734	0804		0834	0904		0934	1004		1034	1104		1134	1204		1234		1304			1334		1404		1434	
Raynes Park	d	0638	0738	0807		0838	0907		0937	1007		1037	1107		1137	1207		1237		1307			1337		1407		1437	
New Malden	d	0640	0740	0811		0840	0910		0940	1010		1040	1110		1140	1210		1240		1310			1340		1410		1440	
Norbiton	d	0644	0744	0813		0844	0913		0943	1013		1043	1113		1143	1213		1243		1313			1343		1413		1443	
Kingston	a	0646	0746	0816		0846	0915		0946	1016		1046	1116		1146	1216		1246		1316			1346		1416		1446	
Kingston	d	0649	0749	0816		0849	0916		0949	1016		1049	1116		1149	1216		1235	1249	1316		1335	1349	1416		1435	1449	
Hampton Wick	d	0651	0751	0818		0851	0918		0951	1018		1051	1118		1151	1218		1237	1251	1318		1337	1351	1418		1437	1451	
Teddington	d	0656	0756	0822		0856	0921		0956	1021		1056	1121		1156	1221		1240	1256	1321		1340	1356	1421		1440	1456	
Fulwell	d			0825			0925			1025			1125			1225				1325					1425			
Hampton	d			0830			0929			1029			1129			1229				1329					1429			
Kempton Park	d			0832			0932			1032			1132			1232				1332					1432			
Sunbury	d			0835	0842		0934	0941		1034	1041		1134	1141		1234	1241			1334	1341			1434	1441			
Upper Halliford	d				0846			0945			1045			1145			1245			1345	1345				1445	1445		
Shepperton	a			0840	0850		0940	0949		1039	1049		1139	1149		1239	1249			1339	1349				1439	1449		
Strawberry Hill	d	0659	0759			0859			0959			1059			1159			1243	1259	—			1343	1359	—		1443	1459
Twickenham	d	0703	0803			0903			1003			1103			1203			1256k	1303	1256			1356k	1403	1356		1456k	1503
St Margarets	d	0705	0805			0905			1005			1105			1205			—	1305	—			1405	—		1505	—	1505
Richmond	d	0709	0809			0909			1009			1109			1209			1257e	1309	—			1357e	1408	—	1457e	1509	
North Sheen	d	0711	0811			0911			1011			1111			1211			—	1311	—			1410	—		1511	—	1511
Mortlake	d	0713	0813			0913			1013			1113			1213			—	1313	—			1413	—		1513	—	1513
Barnes	d	0716	0816			0916			1016			1116			1216			—	1316	1323			1416	1423		1516	—	1516
Putney	d	0719	0819			0919			1019			1119			1219			1303e	1319	1326			1403e	1419	1426		1503e	1519
Wandsworth Town	d	0722	0822			0922			1022			1122			1222			—	1322	1329			1422	1429		1522	—	1522
Clapham Junction	d	0725	0825			0925			1025			1125			1225			1308e	1325	1332			1425	1432		1508e	1525	
Queenstown Road	d	0728	0828			0928			1028			1128			1228			—	1328	1335			1428	1435		1528	—	1528
Vauxhall	d	0732	0832			0932			1032			1132			1232			1313e	1332	1338			1413e	1432	1438		1513e	1532
London Waterloo	a	0736	0836			0936			1036			1136			1236			1318e	1336	1343			1423e	1441	1443		1518e	1536

Late night and weekend trains may be altered due to engineering works.

Please check at southwesternrailway.com before travelling.

For guide to notes and symbols see end of timetable.

SUNDAY

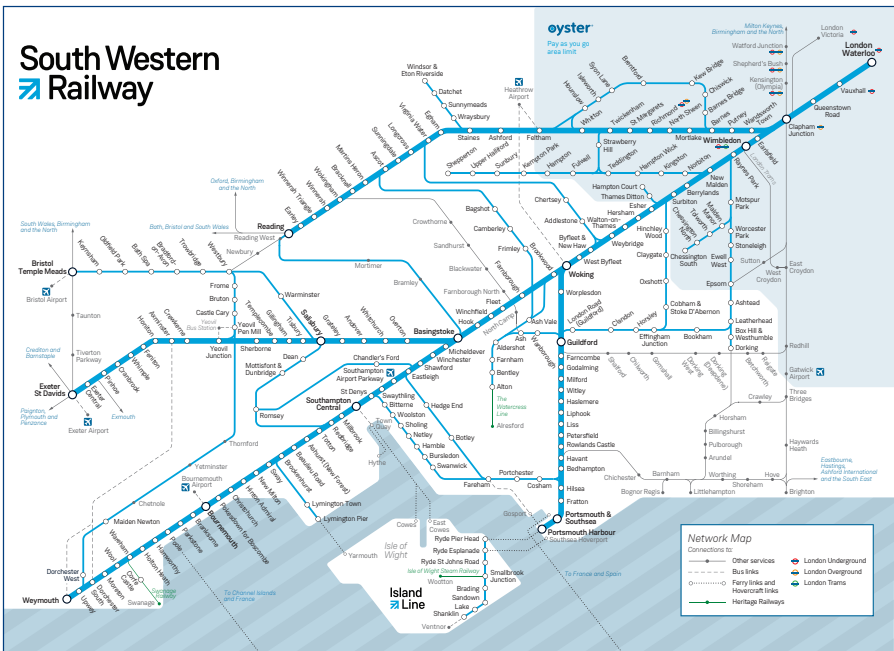
London Waterloo and Wimbledon to Kingston, Richmond and the Shepperton branch

Notes	H				H				H				H			H			H			H			
London Waterloo	d		1448		1518		1548		1618		1648		1718		1748		1818		1848		1918		1948		
Vauxhall	d		1452		1522		1552		1622		1652		1722		1752		1822		1852		1922		1952		
Clapham Junction	d		1457		1527		1557		1627		1657		1727		1757		1827		1857		1927		1957		
Earlsfield	d		1500		1530		1600		1630		1700		1730		1800		1830		1900		1930		2000		
Wimbledon	d		1504		1534		1604		1634		1704		1734		1804		1834		1904		1934		2004		
Raynes Park	d		1507		1537		1607		1637		1707		1737		1807		1837		1907		1937		2007		
New Malden	d		1510		1540		1610		1640		1710		1740		1810		1840		1910		1940		2010		
Norbiton	d		1513		1543		1613		1643		1713		1743		1813		1843		1913		1943		2013		
Kingston	a		1516		1546		1616		1646		1716		1746		1816		1846		1916		1946		2016		
Kingston	d		1516		1535	1549	1616		1635	1649	1716		1735	1749	1819		1835	1849	1916		1935	1949	2016		
Hampton Wick	d		1518		1537	1551	1618		1637	1651	1718		1737	1751	1821		1837	1851	1918		1937	1951	2018		
Teddington	d		1521		1540	1556	1621		1640	1656	1721		1740	1756	1823		1840	1856	1921		1940	1956	2021		
Fulwell	d		1525				1625					1725				1828				1925				2025	
Hampton	d		1529				1629					1729				1831				1929				2029	
Kempton Park	d		1532				1632					1732				1835				1932				2032	
Sunbury	d		1534	1541			1634	1641				1734	1741			1836	1841			1934	1941			2034	2041
Upper Halliford	d			1545				1645					1745				1845				1945			2045	
Shepperton	a		1539	1549			1639	1649				1739	1749			1842	1849			1939	1949			2039	2049
Strawberry Hill	d				1543	1559			1643	1659			1743	1759			1843	1859				1943	1959		
Twickenham	d	1456			1556k	1603	1556		1656k	1703	1656		1756k	1803	1756		1856k	1903	1856		1956k	2003	1956		
St Margarets	d				1605				1705				1805				1905				2005				
Richmond	d			1557e	1609				1657e	1709			1757e	1809			1857e	1909			1957e	2009			
North Sheen	d				1611				1711				1811				1911				2011				
Mortlake	d				1613				1713				1813				1913				2013				
Barnes	d	1523			1616	1623			1716	1723			1816	1823			1916	1923			2016	2023			
Putney	d	1526		1603e	1619	1626			1703e	1719	1726		1803e	1819	1826		1903e	1919	1926		2003e	2019	2026		
Wandsworth Town	d	1529			1622	1629			1722	1729			1822	1829			1922	1929			2022	2029			
Clapham Junction	d	1532		1608e	1625	1632			1708e	1725	1732		1808e	1825	1832		1908e	1925	1932		2008e	2025	2032		
Queenstown Road	d	1535			1628	1635			1728	1735			1828	1835			1928	1935			2028	2035			
Vauxhall	d	1538			1613e	1632	1638		1713e	1732	1738		1813e	1832	1838		1913e	1932	1938		2013e	2032	2038		
London Waterloo	a	1543			1618e	1636	1643		1718e	1736	1743		1818e	1836	1843		1918e	1936	1943		2018e	2036	2043		

Late night and weekend trains may be altered due to engineering works. Please check at southwesternrailway.com before travelling.

For guide to notes and symbols see end of timetable.

South Western Railway



Changing trains

Most journeys shown in this timetable are direct trains, shown in **bold type**. However, you may be able to make other journeys or reach your destination more quickly by changing trains. To help you find these alternative trains, we show them in the timetable with *light italic type*. A letter against the time will show where you need to change trains – please check the ‘Notes’ section for an explanation of these letters.

Please allow plenty of time to change trains. At most stations you will need to allow at least five minutes. You will need longer at some stations, and this is shown in the ‘Station information’ table in this timetable. For example ⑩ means you should allow 10 minutes to change trains at this station.


MONDAY TO FRIDAY
Shepperton branch, Richmond and Kingston to Wimbledon and London Waterloo

	Notes	B			★	★	★	★B	★	C	★	★B	★	★	★B	★	★	★	★										
London Waterloo	d			0531	0601		0631			0658e	0701			0731			0801		0833		0903		0933		1003		1033		
Vauxhall	d			0535	0605		0635			0702e	0705			0735			0805		0837		0907		0937		1007		1037		
Queenstown Road	d			0538	0608		0638				0708			0738			0808		0840		0910		0940		1010		1040		
Clapham Junction	d			0541	0611		0641			0708e	0711			0741			0811		0843		0913		0943		1013		1043		
Wandsworth Town	d			0544	0614		0644				0714			0744			0814		0846		0916		0946		1016		1046		
Putney	d			0547	0617		0647			0712e	0717			0747			0817		0849		0919		0949		1019		1049		
Barnes	d			0550	0621		0650				0720			0752			0823		0853		0922		0952		1022		1052		
Mortlake	d			0553	0624		0653				0723			0755			0825		0855		0924		0954		1024		1054		
North Sheen	d			0556	0626		0656				0726			0757			0827		0857		0926		0956		1026		1056		
Richmond	d			0558	0629		0658			0718e	0728			0759			0830		0900		0929		0959		1029		1059		
St Margarets	d			0601	0632		0701				0731			0802			0832		0902		0931		1001		1031		1101		
Twickenham	d	0452		0604	0634		0704			0726	0734			0804			0835		0905		0934		1004		1034		1104		
Strawberry Hill	d	0455		0607	0638		0707			0730	0737			0808			0838		0908		0937		1007		1037		1107		
Shepperton	d		0523		0610		0640		0700	0711			0730	0741		0800	0811		0841		0911		0941		1011		1041		
Upper Halliford	d		0526		0613		0643		0703	0714			0733	0744		0803	0814		0844		0914		0944		1014		1044		
Sunbury	d		0528		0615		0645		0705	0716			0735	0746		0805	0816		0846		0916		0946		1016		1046		
Kempton Park	d																				0918		0948		1018		1048		
Hampton	d		0533		0619		0649		0709	0720			0739	0750		0809	0820		0850		0921		0951		1021		1051		
Fulwell	d		0536		0622		0652		0712	0723			0742	0753		0812	0823		0853		0924		0954		1024		1054		
Teddington	d	0459		0543	0611	0627	0642	0657	0711		0728		0742		0758	0811		0828	0841	0858	0911	0929	0941	0959	1011	1029	1041	1059	1111
Hampton Wick	d	0501		0545	0614	0629	0645	0659	0714		0730		0745		0800	0814		0830	0844	0900	0914	0931	0944	1001	1014	1031	1044	1101	1114
Kingston	a	0503		0547	0616	0631	0647	0701	0716		0732		0747		0802	0816		0832	0846	0902	0916	0933	0946	1003	1016	1033	1046	1103	1116
Kingston	d	0504		0548	0619	0632	0648	0702	0718		0733		0748		0803	0818		0833	0848	0903	0918	0934	0948	1004	1018	1034	1048	1104	1118
Norbiton	d	0506		0550	0621	0634	0650	0704	0720		0735		0750		0805	0820		0835	0850	0905	0920	0936	0950	1006	1020	1036	1050	1106	1120
New Malden	d	0510		0554	0625	0640	0655	0709	0725		0740		0755		0810	0825		0840	0855	0910	0925	0940	0955	1010	1025	1040	1055	1110	1125
Raynes Park	d	0513		0557	0628	0643	0658	0712	0728		0743		0758		0813	0828		0843	0858	0913	0928	0943	0958	1013	1028	1043	1058	1113	1128
Wimbledon	d	0517		0601	0632	0647	0702	0716	0732		0747		0802		0817	0832		0847	0902	0917	0932	0947	1002	1017	1032	1047	1102	1117	1132
Earlsfield	d	0521		0605	0635	0651	0706	0720	0736		0751		0806		0821	0836		0851	0906	0921	0936	0950	1005		1036		1105		1135
Clapham Junction	d	0525	0605	0609	0639	0655	0710	0724	0740	0749	0755		0810	0819	0825	0840	0849	0855	0910	0925	0940	0954	1009	1024	1040	1054	1109	1124	1139
Vauxhall	d	0531	0612	0614	0644	0700	0715	0729	0745	0756	0800		0815	0826	0830	0845	0856	0900	0915	0930	0945	0959	1014	1029	1045	1059	1114	1129	1144
London Waterloo	a	0535	0616	0620	0649	0706	0721	0735	0751	0804	0806		0821	0834	0836	0851	0904	0906	0921	0936	0951	1004	1019	1034	1049	1104	1119	1134	1149





Late night and weekend trains may be altered due to engineering works.
Please check at southwesternrailway.com before travelling.

★ Passengers travelling with cycles may not join or leave services at stations with train times shown in blue.
For guide to all other notes and symbols see end of timetable.

GUIDE TO NOTES AND SYMBOLS

- A** From Shepperton.
B Service runs via Richmond.
C To Shepperton.
D From Twickenham.
H Service runs via Hounslow.
FX Service does not run on Friday.
FO Service runs on Friday only.
SX Service does not run on Saturday morning.
SO Service runs on Saturday morning only.
- a Arrival time.
c Change at Wimbledon.
d Departure time.
e Change at Twickenham.
k Arrives Twickenham 10 minutes earlier.
s Stops to let passengers leave the train only.
- ↳ Continued in later column.
← Continued from earlier column.
-  **Bus service. Cycles, prams and bulky luggage cannot be carried.**

All services in this timetable are operated by South Western Railway.

-  Interchange for London Trams service to Croydon. Visit tfl.gov.uk for details.
 Interchange for London Underground services. Visit tfl.gov.uk for details.
 Car Park.
 Minimum connection time where different from the standard five minutes.
#8 Refers to the timetable number which shows the full service between this station and London Waterloo.
★ **Passengers travelling with cycles may not join or leave services at stations with train times shown in blue.**

Cycles on trains - Monday to Friday

At peak times the following restrictions apply in the area bounded by Reading, Hook, Alton, Guildford and Dorking.

Passengers travelling with cycles may not join or leave services timed to arrive at London Waterloo between 0715 and 1000 inclusive or timed to depart from London Waterloo between 1645 and 1900 inclusive.

















Passengers travelling with cycles may not join or leave services timed to depart from Clapham Junction between 0745 and 0900 inclusive in an area bounded by Clapham Junction, Strawberry Hill and Feltham.

Travelling after midnight?

Trains which run after midnight are shown at the end of the day.

STATION INFORMATION

See notes for explanation of symbols.

London Waterloo			
Vauxhall			
Clapham Junction			
Earlsfield			#8
Wimbledon	 	 	#8
Raynes Park			#8
New Malden			#8
Norbiton			
Kingston			
Hampton Wick			
Teddington			
Fulwell			
Hampton			
Kempton Park			
Sunbury			
Upper Halliford			
Shepperton			
Strawberry Hill			
Twickenham			#9
St Margarets			#9
Richmond			#9
North Sheen			#9
Mortlake			#9
Barnes			#9
Putney			#9
Wandsworth Town			#9
Queenstown Road			#9

Visit us at southwesternrailway.com

- Buying tickets online
- Live train information
- Train times
- Special offers and days out
- Plan your journey
- Latest news

Customer Service Centre

0345 6000 650

Our UK based team are available 7 days a week from 6am to 10pm for:

- Ticket sales by credit or debit card
- Comments and suggestions

Assisted Travel

0800 5282 100

Text relay 18001 0800 5282 100

A freephone service open 24 hours for older and disabled customers.
We recommend booking assistance **4 hours in advance**.

National Rail Enquiries

03457 48 49 50

Train times, fares and rail information.

Free travel alerts

southwesternrailway.com/alerts

Keeping our registered customers up-to-date with their service running information, delays and alterations.

Twitter [@SW_Help](https://twitter.com/SW_Help)

Follow South Western Railway on Twitter and be the first to know what's happening on our network.

Facebook Facebook.com/SWRailway

Providing South Western Railway network information and details of our latest offers.

First MTR South Western Trains Limited (trading as South Western Railway) accepts no liability for any inaccuracy in the information contained in this timetable which is subject to alteration.

First MTR South Western Trains Limited. Registered in England and Wales 07900320.
Registered office: 4th Floor, Capital House, 25 Chapel Street, London NW1 5DH.
A First and MTR company.

South Western
 **Railway**

PTT01 0521



Please Recycle