

28 Weymouth and Bournemouth to London Waterloo



Train times

12 September to 11 December 2021

South Western
Railway

Your timetable

This timetable shows train services between **Weymouth, Poole, Bournemouth, Southampton, Winchester, Basingstoke, Woking and London Waterloo**.

It also shows train services between:

- **Yeovil and Weymouth** - see timetable **28A**.

And it shows connecting **bus services**:

- between **Weymouth, Bridport and Lyme Regis** – see timetable **28B**;
- between **Dorchester South, Bridport and Lyme Regis** – see timetable **28C**; and
- from **Bournemouth Rail Station and Bournemouth Airport** – see timetable **28D**.

For the complete train service between Southampton and London Waterloo (and the stations in-between), please see timetable 19.

For services between Brockenhurst, Lymington Town and Lymington Pier (for Yarmouth, Isle of Wight), please see timetable 27.

Buy a ticket before you board

You need to buy a valid ticket before you get on your train. We know that most of our passengers do this before travelling, and we have a duty to those passengers to make sure no-one travels without paying. This is why we run a penalty fares scheme across most of our network.

If you travel without a valid ticket to or from a station within the penalty fares area, you may have to pay a penalty fare of £20 or twice the single fare to the next station your train stops at (whichever is higher). You will also have to buy a ticket for the rest of your journey.

We have a policy to, wherever possible, prosecute everyone who deliberately avoids paying.

Cycles on trains

The services in this timetable have limited room for cycles, so we have had to apply some restrictions. The ★ symbol, with train times printed in **blue**, shows which trains have restrictions. These restrictions are explained in the 'Guide to notes and symbols' section.

We will carry folding cycles on any train, as long as they can be folded small enough to be carried safely in the luggage rack. Cycles are not allowed on buses that replace trains during engineering work.

Changes to train times

Network Rail need to do engineering work to maintain and improve the rail network. They do a lot of this work at weekends and during holiday periods, but they also need to do some work overnight during the week.

If we need to close rail lines so Network Rail can carry out work, buses will replace train services. We may also have to alter train services over a wider area.

Please check for any changes to train times before travelling at weekends, late in the evening or early in the morning.

Look for the 'Changes to train times' posters at stations, or visit our website at **southwesternrailway.com**.

Travel with Confidence

So that you can travel with confidence, we are: ventilating trains to refresh air, improving information about journeys and trains, and extensively cleaning trains and stations.

In crowded spaces, wear a face covering out of respect to others. Please be considerate of other passengers and rail staff.

Automated Delay Repay

We have introduced a new Automated Delay Repay (ADR) system that drastically cuts the time it takes to claim and receive compensation if your train is late.

ADR works for all customers who have bought Advance tickets or a Touch Smartcard season ticket from our website.

If you have a Touch Smartcard season ticket, you will need to touch in and out at the beginning and end of your journey, sign up for a Delay Repay account at

delayrepay.southwesternrailway.com and select 'Auto Delay Repay'. (The email addresses you use for 'My Account' and 'Delay Repay' must match.)

To find out more about Automated Delay Repay, visit:

[southwesternrailway.com/contact-and-help/refunds-and-compensation/delay-repay/automated-delay-repay](https://www.southwesternrailway.com/contact-and-help/refunds-and-compensation/delay-repay/automated-delay-repay).

No-smoking policy

For the comfort of all our customers, smoking and using e-cigarettes is not allowed on any part of our trains or stations.

You can smoke outside the station entrance or in our car parks.



South Western Railway and Community Rail Partnerships

We are committed to working with Community Rail Partnerships (CRPs) across our network. CRPs are not-for-profit organisations that help to further connect the railway with the communities they serve. They work closely with SWR to promote healthy and sustainable travel, design projects which bring communities together, as well as support social and economic development. SWR is proud to provide core funding and support to 12 CRPs on our network.

Purbeck CRP

Stations: Holton Heath, Wareham, Wool, Moreton and the Swanage Railway

Formed in conjunction with Swanage Railway, Purbeck CRP supports the reintroduction of services from Swanage to Wareham. The partnership covers not only four of the mainline stations but also those on the Swanage line.

Find out more at purbeckcrp.org.uk

South Wessex Community Rail Partnership

A new CRP that covers part of the Heart of Wessex Line – with a new name – South Wessex CRP. Covering the line running south of Westbury to Weymouth.

Three Rivers Community Rail Partnership

Stations: Salisbury, Dean, Mottisfont & Dunbridge, Romsey, Millbrook, Redbridge, Southampton Central, St Denys, Swaythling, Southampton Airport, Eastleigh, Chandler's Ford, Bitterne, Woolston, Sholing, Netley, Hamble, Bursledon, Shawford and Winchester

Three Rivers aims to improve stations in the area of the rail routes that run alongside the main rivers between Salisbury, Winchester, Southampton and Bursledon – hence 'Three Rivers'. It is a group of local authorities, residents and the train industry, working to improve local stations, promote tourism, and train and bus service integration.

Find out more at threeriversrail.com/

MONDAY TO FRIDAY

Weymouth, Poole and Bournemouth to Basingstoke, Woking and London Waterloo

Operator	Notes	SW	SW	SW	SW	XC	SW	SW	SW	XC	SW	SW	SW	SW	SW	SW	SW	XC	SW	SW	SW	SW	SW	XC	SW	SW	SW			
		★		★	★	★	★	★	★	★		★																		
Weymouth	d							0550				0650			0725	0755		0820			0920						1020			1120
Upwey	d							0554				0654			0729	0759		0824			0924						1024			1124
Dorchester South	d							0602				0702			0737	0807		0833			0933						1033			1133
Moreton	d							0609				0709			0744	0814		0840			0939						1039			1139
Wool	d							0615				0715			0750	0820		0846			0945						1045			1145
Wareham	d							0622				0722			0757	0827		0853			0953						1053			1153
Holton Heath	d							0626				0726			0801	0830		0856			0956						1056			1156
Hamworthy	a							0631				0731			0806	0835		0901			1001						1101			1201
Poole	d	0457	0523	0538				0638	0647		0720	0738		0755	0811	0841	0850	0907		0941	1007	1041				1107		1141	1207	
Parkstone	d	0501	0527	0542				0642	0651		0724	0742		0759	0815	0845	0854		0945		1045						1145			
Branksome	d	0504	0530	0545				0646	0654		0727	0746		0802	0819	0848	0857		0948		1048						1148			
Bournemouth	a	0509	0535	0552				0651	0659		0732	0751		0807	0824	0854	0902	0917		0954		1017	1054			1117		1154	1217	
Bournemouth	d	0512	0537	0553	0601	0630	0634	0653	0701	0730	0734	0756		0810	0825	0859	0905	0922	0945	0959	1005	1022	1059	1105	1122	1145	1159	1205	1222	
Pokesdown for Boscombe	d	0516	0541		0605		0638		0705		0738		0814	0829		0859	0909	0926			1009	1026	1059	1109	1126		1145	1159	1209	1226
Christchurch	d	0520	0545		0609		0642		0709		0742		0818	0833		0913	0930				1013	1030		1113	1130			1213	1230	
Hinton Admiral	d		0550		0614		0647		0714		0747		0824	0838		0918					1018			1118				1218		
New Milton	d	0527	0554		0618		0651		0718		0751		0829	0842		0922	0937				1022	1037		1122	1137		1222	1237		
Sway	d		0559		0623		0656		0723		0756		0834	0847		0927					1027			1127				1227		
Brockenhurst	a	0533	0604	0609	0628		0701		0728		0801	0811		0839	0852	0913	0932	0943		1013	1032	1043	1113	1132	1143		1213	1232	1243	
Brockenhurst	d	0534		0610	0630		0703		0730		0803	0811		0840		0914	0933	0944		1014	1033	1044	1114	1133	1144		1214	1233	1244	
Beaulieu Road	d										0808						0938							1138						
Ashurst (New Forest)	d				0638		0711		0738		0812			0848			0942				1040			1142				1240		
Totton	d	0545		0621	0643		0716		0743		0817			0853			0947				1045			1147				1245		
Southampton Central	a	0554		0628	0651	0701	0721	0725	0752	0803	0823	0828	—	0858		0928	0953	0958	1013	1028	1053	1058	1128	1153	1158	1213	1228	1252	1258	
Southampton Central	d	0555		0630	0700	0714	0730		0800	0812	0848	0830	0848	0900		0930	0955	1000	1017	1030	1055	1100	1130	1155	1200	1217	1230	1255	1300	
Southampton Airport	a	0602		0637	0707	0721	0737		0807	0818	—	0837	0858	0907		0937	1002	1007	1023	1037	1102	1107	1137	1202	1207	1223	1237	1302	1307	
Eastleigh	a	0607		0648t			0749t					0849t	0903	0938t		0949t	1006			1049t	1106	1137t	1149t	1206			1249t	1306		
Winchester	a	0617		0647	0717	0730	0747		0817	0830		0847	0917		0947	1025	1017	1032	1047	1124	1117	1147	1222	1217		1248	1324	1317		
Basingstoke	a	0635		0713r	0741r	0746	0814r		0834	0846		0914r		0936		1015r		1034	1047	1115r	1134	1216r		1234	1247	1315r	1334			
Reading	a	0729b		0747e		0809				0905		0946e		1019b		1055e			1106	1150e	1218b	1249e			1305	1355e	1419b			
Woking	a	0654		0732r	0805r	0818b	0834r		0853	0918b		0922		0955		1115b	1119			1215b	1219				1315b	1320	1416b			
Clapham Junction	a	0714					0905g		0915	0938b		0943		1015		1057k		1111	1136b	1157k	1211	1257k			1311	1336b	1357k	1411		
London Waterloo	a	0724		0749	0817		0853		0925			0953		1023		1049		1119		1149	1220	1249			1320	1349	1420			

Late night and weekend trains may be altered due to engineering works. Please check at southwesternrailway.com before travelling.

★ Passengers travelling with cycles may not join or leave services at stations with train times shown in blue.

For guide to notes and symbols, see end of this timetable.

MONDAY TO FRIDAY
Weymouth, Poole and Bournemouth to Basingstoke, Woking and London Waterloo

Operator Notes	SW	SW	SW	XC	SW	SW	SW	SW	SW	SW	XC	SW	SW	SW	XC	SW	SW	SW	SW	SW	SW	SW	XC	SW	SW	SW	XC		
Weymouth	d			1220				1320			1420				1520							1715					1820		
Upwey	d			1224				1324			1424				1524							1719					1824		
Dorchester South	d			1233				1333			1433				1533							1733					1833		
Moreton	d			1239				1339			1439				1539							1739					1839		
Wool	d			1245				1345			1445				1545							1745					1845		
Wareham	d			1253				1353			1453				1553							1753					1853		
Holton Heath	d			1256				1356			1456				1556							1756					1856		
Hamworthy	a			1301				1401			1501				1601							1801					1901		
Poole	d	1241		1307		1341		1407	1441		1507		1541		1607		1641		1707		1741		1807		1841	1850	1907		
Parkstone	d	1245			1345			1445			1545			1645			1745			1745				1845	1854				
Branksome	d	1248			1348			1448			1548			1648			1748			1748				1848	1857				
Bournemouth	a	1254		1317		1354		1417	1454		1517		1554		1617		1654		1718		1754		1817		1854	1902	1917		
Bournemouth	d	1259	1304	1322	1345	1359	1405	1422	1459	1505	1522	1545	1559	1605	1622	1645	1659	1705	1722		1759	1805	1822		1845	1859	1905	1922	1945
Pokesdown for Boscombe	d		1308	1326			1409	1426			1509	1526		1609	1626			1709	1726			1809	1826			1909	1926		
Christchurch	d		1312	1330			1413	1430			1513	1530		1613	1630			1713	1730			1813	1830			1913	1930		
Hinton Admiral	d		1317				1418				1518			1618				1718				1818				1918			
New Milton	d		1321	1337			1422	1437			1522	1537		1622	1637			1722	1737			1822	1837			1922	1937		
Sway	d		1326				1427				1527			1627				1727				1827				1927			
Brockenhurst	a	1313	1331	1343		1413	1432	1443	1513	1532	1543		1613	1632	1643		1713	1732	1743		1813	1832	1843		1913	1932	1943		
Brockenhurst	d	1314	1332	1344		1414	1433	1444	1514	1533	1544		1614	1633	1644		1714	1733	1744		1814	1833	1844		1914	1933	1944		
Beaulieu Road	d		1337															1738				1838							
Ashurst (New Forest)	d		1341			1440				1540				1640				1742				1842				1940			
Totton	d		1346			1445				1545				1645				1747				1847				1945			
Southampton Central	a	1328	1352	1358	1413	1428	1453	1458	1528	1553	1558	1614	1628	1651	1658	1713	1728	1753	1758		1828	1853	1858		1913	1928	1951	1958	2013
Southampton Central	d	1330	1355	1400	1415	1430	1455	1500	1530	1555	1600	1617	1630	1652	1700	1717	1730	1755	1800		1830	1855	1900		1917	1930	1955	2000	2017
Southampton Airport	a	1337	1402	1407	1421	1437	1502	1507	1537	1603	1607	1623	1637	1703	1707	1723	1737	1802	1807	—	1837	1902	1907	—	1923	1937	2002	2007	2023
Eastleigh	a	1350t	1406			1449t	1509		1549t	1608			1649t	1707		1736t	1749t	1806		1806	1849t	1906		1906		1950t	2006		
Winchester	a	1347	1425	1417		1447	1521	1517	1547	1624		1617	1632	1647	1724		1717	1732	1747	—	1817	1822	1847	—	1917	1924	1947	2023	2017
Basingstoke	a	1415r		1434	1446	1515r		1534	1615r		1634	1647	1715r		1734	1747	1815r		1834	1840	1915r		1934	1941	1947	2015r	2034	2048	
Reading	a	1449e			1505	1553e		1618b	1650e			1706			1808	1850e			1934b	2000e			2006		2104e		2107		
Woking	a	1420			1515b	1519		1615b	1619			1715b	1720			1815b	1819		1920b					2021			2117b		
Clapham Junction	a	1457k		1511	1536b	1557k		1611	1657k			1712	1737b	1757k		1811	1836b	1858k		1911		2005k		2011		2053k		2111	2138b
London Waterloo	a	1449		1519		1552		1619	1649			1724			1819		1849		1919		1952		2021		2049		2127		

Late night and weekend trains may be altered due to engineering works.

Please check at southwesternrailway.com before travelling.

For guide to notes and symbols, see end of this timetable.

SATURDAY

Weymouth, Poole and Bournemouth to Basingstoke, Woking and London Waterloo

Operator Notes	SW	SW	SW	SW	XC	SW	SW	SW	SW	SW	SW	XC	SW	SW	SW	SW	SW	XC	SW	SW	SW	SW	SW	XC	SW	SW			
Weymouth	d	0538		0615		0650		0720	0803		0820		0903		0920	1003		1020		1103		1120	1203		1220		1303		
Upwey	d			0619		0654		0724		0824			0903		0924		1003		1024		1103		1124	1203		1224		1303	
Dorchester South	d		0548		0628		0707		0733	0813		0833		0913		0933	1013		1033		1113		1133	1213		1233		1313	
Moreton	d			0634		0714		0739		0839			0913		0939		1039		1039		1139		1139		1239		1319		
Wool	d		0558		0640		0720		0745		0845			0945		0945		1045		1045		1145		1145		1245		1345	
Wareham	d		0606		0648		0727		0753	0828		0853		0928		0953	1028		1053		1128		1153	1228		1253		1328	
Holton Heath	d		0609		0651		0731		0756		0856			0956		0956		1056		1056		1156		1156		1256		1356	
Hamworthy	a		0614		0656		0736		0801	0835		0901		0935		1001	1035		1101		1135		1201	1235		1301		1335	
Poole	d	0526	0621	0650	0704		0741	0750	0807	0840	0850		0907		0940	0950	1007	1040	1050	1107		1140	1150	1207	1240	1250	1307	1340	1350
Parkstone	d	0530	0625	0654		0745	0754		0844	0854		0944	0954		1044	1054		1144	1154		1244	1254		1344	1354		1444	1454	
Branksome	d	0534	0628	0657		0749	0757		0848	0857		0948	0957		1048	1057		1148	1157		1248	1257		1348	1357		1448	1457	
Bournemouth	a	0540	0634	0702	0714		0754	0802	0817	0854	0903		0917		0954	1002	1017	1054	1102	1117		1154	1202	1217	1254	1302	1317	1354	1402
Bournemouth	d	0542	0642	0705	0719	0747	0759	0805	0822	0859	0905	0922	0947	0959	1005	1022	1059	1105	1122	1147	1159	1205	1222	1259	1305	1322	1347	1359	1405
Pokesdown for Boscombe	d	0546	0646	0709	0723			0809	0826		0909	0926			1009	1026		1109	1126		1209	1226		1309	1326		1409	1426	
Christchurch	d	0550	0650	0713	0727			0813	0830		0913	0930			1013	1030		1113	1130		1213	1230		1313	1330		1413	1430	
Hinton Admiral	d	0555	0655	0718				0818			0918				1018			1118			1218			1318			1418	1438	
New Milton	d	0600	0700	0722	0734			0822	0837		0922	0937			1022	1037		1122	1137		1222	1237		1322	1337		1422	1437	
Sway	d	0605	0705	0727				0827			0927				1027			1127			1227			1327			1427	1447	
Brookhurst	a	0609	0710	0732	0740		0813	0832	0843	0913	0932		0943		1013	1032	1043	1113	1132	1143		1213	1232	1243	1313	1332	1343	1413	1432
Brookhurst	d	0610	0710	0733	0741		0814	0833	0844	0914	0933	0944		1014	1033	1044	1114	1133	1144		1214	1233	1244	1314	1333	1344		1414	1433
Beaulieu Road	d										0938						1138							1338				1438	
Ashurst (New Forest)	d	0618	0718	0740			0840				0942				1040		1142				1240			1342			1440	1450	
Totton	d	0623	0723	0745			0845				0947				1045		1147				1245			1347			1445	1455	
Southampton Central	a	0629	0728	0752	0758	0815	0828	0852	0858	0928	0953	0958	1015	1028	1053	1058	1128	1153	1158	1215	1228	1251	1258	1328	1353	1358	1415	1428	1451
Southampton Central	d	0630	0730	0755	0800	0817	0830	0855	0900	0930	0955	1000	1017	1030	1055	1100	1130	1155	1200	1217	1230	1255	1300	1330	1355	1400	1417	1430	1455
Southampton Airport	a	0637	0737	0802	0807	0824	0837	0902	0907	0937	1002	1007	1024	1037	1102	1107	1137	1202	1207	1224	1237	1302	1307	1337	1402	1407	1424	1437	1502
Eastleigh	a	0641	0749t	0806			0849t	0906		0949t	1006		1049t	1106		1149t	1206		1249t	1306		1349t	1406		1449t	1506		1549t	
Winchester	a	0650	0747	0824	0817		0847	0924		0917	0947	1024	1017	1032	1047	1124	1117	1147	1224	1217	1247	1324	1317	1347	1424	1417	1447	1523	
Basingstoke	a	0707	0815r		0834	0848	0915r		0935	1015r		1034	1048	1115r	1134	1215r		1234	1248	1315r		1334	1415r		1434	1448	1516r	1534	
Reading	a	0757b	0851e			0906	0948e		1050b	1050e			1105	1156e	1251b	1251e		1305	1353e		1451b	1451e		1507	1556e		1607	1656e	
Woking	a	0726	0821			0915b	0919		1015b	1019		1115b	1119	1215b	1220		1315b	1319		1415b	1419		1515b	1519		1615b	1619	1659	
Clapham Junction	a	0805k	0857k		0911	0936b	0957k		1011	1057k		1111	1136b	1157k	1211	1257k		1311	1336b	1357k		1411	1457k		1511	1536b	1557k	1657k	
London Waterloo	a	0752	0852		0919		0949		1019	1049		1119		1149	1221	1251		1321		1351		1421	1451		1521	1551		1621	

Late night and weekend trains may be altered due to engineering works.

Please check at southwesternrailway.com before travelling.

For guide to notes and symbols, see end of this timetable.

SATURDAY

Weymouth, Poole and Bournemouth to Basingstoke, Woking and London Waterloo

Operator Notes	SW	SW	SW	SW	XC	SW	SW	SW	SW	SW	SW	XC	SW	SW	SW	SW	SW	SW	XC	SW	SW	SW	SW	SW	SW	SW	SW	SW	
Weymouth	d	1320	1403		1420		1503		1520	1603		1620		1703		1720	1803		1820		1903		1920		2010	2058		2210	2310
Upwey	d	1324			1424				1524					1624		1724	1803		1824		1903		1924		2014	2058		2214	2314
Dorchester South	d	1333	1413		1433		1513		1533	1613		1633		1713		1733	1813		1833		1913		1933		2022	2110		2222	2322
Moreton	d	1339			1439				1539					1639		1739			1839		1939		1939		2028	2116		2228	2328
Wool	d	1345			1445				1545					1645		1745			1845		1945		1945		2034	2122		2234	2334
Wareham	d	1353	1428		1453		1528		1553	1628		1653		1728		1753	1828		1853		1928		1953		2042	2130		2242	2342
Holton Heath	d	1356			1456				1556					1656		1756			1856		1956		1956						
Hamworthy	a	1401	1435		1501		1535		1601	1635		1701		1735		1801	1835		1901		1935		2001		2048	2136		2248	2348
Poole	d	1407	1440	1450	1507		1540	1550	1607	1640	1650	1707		1740	1750	1807	1840	1850	1907		1940	1950	2007		2054	2142		2254	2354
Parkstone	d		1444	1454			1544	1554		1644	1654			1744	1754		1844	1854			1944	1954			2058	2146		2258	
Branksome	d		1448	1457			1548	1557		1648	1657			1748	1757		1848	1857			1948	1957			2101	2149		2301	
Bournemouth	a	1417	1454	1502	1517		1554	1602	1617	1654	1702	1717		1754	1802	1817	1854	1902	1917		1954	2002	2017		2107	2155		2307	0003
Bournemouth	d	1422	1459	1505	1522	1547	1559	1605	1622	1659	1705	1722	1747	1759	1805	1822	1859	1905	1922	1947	1959	2005	2022	2059	2112	2159	2212	2312	
Pokesdown for Boscombe	d	1426			1509		1609	1626		1659	1709	1726		1759	1809	1826		1909	1926		2009	2026		2059	2116	2159	2216	2316	
Christchurch	d	1430			1513		1613	1630		1713	1730			1813	1830		1913	1930			2013	2030			2120		2220	2320	
Hinton Admiral	d				1518		1618			1718				1818			1918				2018				2125		2225	2325	
New Milton	d	1437			1522	1537		1622	1637		1722	1737		1822	1837		1922	1937			2022	2037			2129		2229	2329	
Sway	d				1527		1627			1727				1827		1927					2027				2134		2234	2334	
Brockenhurst	a	1443	1513	1532	1543		1613	1632	1643	1713	1732	1743		1813	1832	1843	1913	1932	1943		2013	2032	2043	2113	2138	2213	2238	2338	
Brockenhurst	d	1444	1514	1533	1544		1614	1633	1644	1714	1733	1744		1814	1833	1844	1914	1933	1944		2014	2033	2044	2114	2139	2214	2239	2339	
Beaulieu Road	d			1538							1738											2038							
Ashurst (New Forest)	d			1542			1640				1742			1840			1940					2042			2147		2247	2347	
Totton	d			1547			1645				1747			1845			1945					2047			2152		2252	2352	
Southampton Central	a	1458	1528	1553	1558	1615	1628	1651	1658	1728	1753	1758	1815	1828	1851	1859	1928	1951	1958	2015	2028	2053	2058	2128	2157	2228	2257	2357	
Southampton Central	d	1500	1530	1555	1600	1617	1630	1655	1700	1730	1755	1800	1817	1830	1855	1900	1930	1955	2000	2017	2030	2055	2100	2130	2200	2230	2300	2359	
Southampton Airport	a	1507	1537	1602	1607	1624	1637	1702	1707	1737	1802	1807	1824	1837	1902	1908	1937	2002	2007	2024	2037	2102	2107	2137	2207	2237	2307	0009	
Eastleigh	a		1549t	1606			1649t	1706		1749t	1806		1849t	1906		1949t	2006				2049t	2106		2149t	2211	2242	2311	0014	
Winchester	a	1517	1547	1624	1617	1747	1647	1724	1717	1747	1824	1817	1832	1847	1924	1917	1947	2024	2017		2047	2124	2117	2147	2222	2255	2324	0028v	
Basingstoke	a	1534	1615r		1634	1648	1715r		1734	1815r		1834	1848	1915r		1934	2015r		2034	2048	2118r	2134	2215r	2239	2312	2343			
Reading	a	1650b	1650e		1705	1756e		1850b	1850e		1907	1919		1951e	2050b	2050e			2105		2150e	2250b	2250e		2352b				
Woking	a	1615b	1619		1715	1719		1815b	1819		1915b	1919		1951b	2020	2020			2105		2150	2250b	2250e		2352b		2259	2332	0018
Clapham Junction	a	1611	1657k		1711	1736b	1757k		1811	1857k		1911	1936b	1957k		2011	2053k			2111	2155k	2213	2248k		2319	0002	0053		
London Waterloo	a	1621	1649		1719		1749		1819	1849		1920		1949		2019	2051			2119	2149	2221	2249		2328	0011	0104		

Late night and weekend trains may be altered due to engineering works.
Please check at southwesternrailway.com before travelling.

For guide to notes and symbols, see end of this timetable.

SUNDAY

Weymouth, Poole and Bournemouth to Basingstoke, Woking and London Waterloo

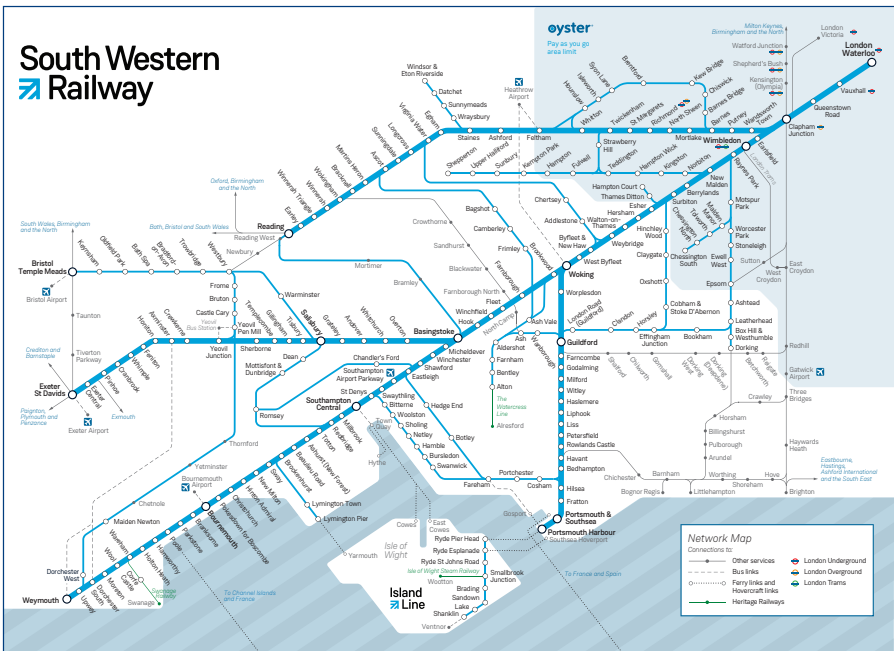
Operator Notes	SW	SW	SW	SW	XC	SW	SW	SW	SW	XC	SW	SW	SW	SW	XC	SW	SW	SW	SW	XC	SW	SW	SW	SW	XC	SW	SW	SW								
Weymouth	d			0743				0843			0948				1048			1148			1248			1348			1448			1548			1648			1745
Upwey	d			0747				0847			0952				1052			1152			1252			1352			1452			1552			1652			1749
Dorchester South	d			0757				0855			1000				1100			1200			1300			1400			1500			1600			1700			1800
Moreton	d			0804				0902			1007				1107			1207			1307			1407			1507			1607			1707			1807
Wool	d			0810				0908			1013				1113			1213			1313			1413			1513			1613			1713			1813
Wareham	d			0817				0915			1020				1120			1220			1320			1420			1520			1620			1720			1820
Holton Heath	d																																			
Hamworthy	a			0824				0922			1027				1127			1227			1327			1427			1527			1627			1727			1827
Poole	d	0717	0747	0829	0852			0929	0955		1032	1055			1132	1155	1232	1255			1332	1355	1432	1455			1532	1555	1632	1655			1732	1755	1832	
Parkstone	d	0721	0751	0833				0933			1037				1136		1236				1337		1437			1537		1637			1737			1836		
Branksome	d	0724	0754	0837				0937			1041				1140		1240				1341		1441			1541		1641			1741			1840		
Bournemouth	a	0729	0759	0843	0901			0943	1004		1047	1104			1146	1204	1246	1304			1347	1404	1447	1504			1547	1604	1647	1704			1747	1804	1847	
Bournemouth	d	0733	0803	0847	0903	0940	0950	1006	1050	1106	1140	1150	1206	1250	1306	1340	1350	1406	1450	1506	1540	1550	1606	1650	1706	1740	1750	1806	1850							
Pokesdown for Boscombe	d	0737	0807		0907			1010			1110				1210		1310				1410		1510		1610		1710		1810							
Christchurch	d	0741	0811		0911			1014			1114				1214		1314				1414		1514		1614		1714		1814							
Hinton Admiral	d	0746	0816		0916			1019			1119				1219		1319				1419		1519		1619		1719		1819							
New Milton	d	0750	0820	0858	0920		1001	1023	1101		1123		1201	1223	1301		1323			1401	1423	1501	1523	1601	1623	1701	1723	1801	1823	1901						
Sway	d	0755	0825		0925			1028			1128				1228		1328				1428		1528		1628		1728		1828							
Brookhurst	a	0759	0829	0905	0929		1007	1032	1108		1132		1208	1232	1308		1332				1408	1432	1508	1532		1608	1632	1708	1732			1808	1832	1908		
Brookhurst	d	0800	0830	0906	0930		1008	1033	1109		1133		1209	1233	1309		1333				1409	1433	1509	1533		1609	1633	1709	1733			1809	1833	1909		
Beaulieu Road	d		0836		0936			1039			1139				1239		1339				1439		1539		1639		1739		1839							
Ashurst (New Forest)	d	0810	0840		0940			1043			1143				1243		1343				1443		1543		1643		1743		1843							
Totton	d	0815	0845		0945			1048			1148				1248		1348				1448		1548		1648		1748		1848							
Southampton Central	a	0824	0853	0923	0953	1008	1023	1053	1123	1153	1208	1223	1253	1323	1353	1409	1423	1453	1523	1553	1609	1623	1653	1723	1753	1810	1823	1853	1923							
Southampton Central	d	0826	0855	0925	0955	1020	1025	1055	1125	1155	1217	1225	1255	1325	1355	1420	1425	1455	1525	1555	1620	1625	1655	1725	1755	1820	1825	1855	1925							
Southampton Airport	a	0833	0902	0932	1002	1026	1032	1102	1132	1202	1224	1232	1302	1332	1402	1426	1432	1502	1532	1602	1626	1632	1702	1732	1802	1826	1832	1902	1932							
Eastleigh	a		0907		1007			1107			1207				1307		1407				1507		1606		1706		1806		1906							
Winchester	a	0842	0922	0941	1022	1035	1041	1122	1141	1222		1241	1322	1341	1423		1441	1522	1541	1616	1635	1641	1716	1741	1816		1841	1916	1941							
Basingstoke	a	0901	0942	0958	1042	1050	1058	1142	1158	1242	1248	1258	1342	1358	1443	1450	1458	1542	1558	1633	1650	1658	1733	1758	1833	1850	1858	1933	1958							
Reading	a	0933b	1008b	1033b		1108	1133b		1233b		1307	1333b		1433b		1507	1533b		1633b		1708	1733b		1833b		1909	1934b		2033b							
Woking	a	0928	1002	1019	1102		1118	1202	1218	1302		1318	1402	1418	1502		1518	1602	1618	1653		1718	1753	1818	1853		1918	1953	2018							
Clapham Junction	a	0950	1027	1039	1126		1139	1227	1239	1327		1339	1427	1439	1527		1539	1627	1639	1714		1739	1814	1839	1915		1939	2015	2039							
London Waterloo	a	1007	1039	1050	1139		1150	1237	1249	1337		1349	1437	1449	1537		1549	1637	1649	1724		1749	1825	1849	1925		1949	2024	2049							

Late night and weekend trains may be altered due to engineering works.

Please check at southwesternrailway.com before travelling.

For guide to notes and symbols, see end of this timetable.

South Western Railway



Changing trains

Most journeys shown in this timetable are direct trains, shown in **bold type**. However, you may be able to make other journeys or reach your destination more quickly by changing trains. To help you find these alternative trains, we show them in the timetable with *light italic type*. A letter against the time will show where you need to change trains – please check the ‘Notes’ section for an explanation of these letters.

Please allow plenty of time to change trains. At most stations you will need to allow at least five minutes. You will need longer at some stations, and this is shown in the ‘Station information’ table in this timetable. For example ⑩ means you should allow 10 minutes to change trains at this station.

MONDAY TO FRIDAY
London Waterloo, Woking and Basingstoke to Bournemouth, Poole and Weymouth

Operator Notes	SW	SW	SW	SW	SW A	SW	SW	XC	SW	SW	SW	SW	SW	XC	SW	SW	SW	SW	SW	SW	SW	SW	SW	XC	SW	SW				
London Waterloo	d			0530		0630	0703	0710b	0735					0805		0820b	0835			0905		0935			1005		1020b	1035		
Clapham Junction	d			0537u		0637u	0710u	0717b	0723k					0812u		0828b	0828k			0912u		0927k			1012u		1027b	1027k		
Woking	d			0601		0657	0730	0736b	0800					0817b		0846b	0900			0916b		1000				1046b	1100			
Reading	d			0540b		0640b	0657b	0752						0800b		0852				0859b					1007b		1052			
Basingstoke	d			0621		0718	0750	0812	0820					0849		0912				0949		1000r			1048		1112			
Winchester	d			0637		0735	0806	0827	0837		0850			0906		0927	0933		0949	1005		1033		1049	1105			1133		
Eastleigh	d			0648		0746		0821t	0847		0900					0921t			1004			1021t		1100		1121t				
Southampton Airport	d			0653		0750	0815	0836	0851		0904		0914		0936	0942		1008	1014			1042		1105	1114		1136	1142		
Southampton Central	a			0700		0757	0825	0842	0858		0912		0923		0943	0950		1018	1022		1049			1112	1122		1143	1149		
Southampton Central	d		0621	0702	0730	0759	0827	0845	0900		0930		0925		0930	0945	0951		1030	1024	1030	1051		1130	1124	1130	1145	1151		
Totton	d		0626	0707	0738	0804	0833				0935				0940						1035					1135				
Ashurst (New Forest)	d		0631		0742	0809															1040					1140				
Beaulieu Road	d				0747	0813															1044					1144				
Brockenhurst	a		0639	0718	0753	0819	0843		0913				0939		0949		1004				1037		1104			1137		1204		
Brockenhurst	d		0610	0640	0718	0757	0820	0844		0914	0919		0939		1016		1005		1016		1038	1116	1105	1116		1138	1216		1205	1216
Sway	d		0615	0644	0723		0824															1121						1221		
New Milton	d		0620	0649	0728		0829	0853															1126			1145		1226		
Hinton Admiral	d		0624	0653	0732		0833																1130					1230		
Christchurch	d		0629	0658	0737	0809	0838	0902						0953									1135			1152		1235		
Pokesdown for Boscombe	d		0632	0702	0740		0842	0906						0957									1138			1156		1238		
Bournemouth	a		0636	0708	0744	0815	0846	0910	0916	0928	0948			1001		1013	1020	1043				1100		1120	1143		1200	1213	1220	1243
Bournemouth	d	0606	0639		0746	0817	0847	0911					1004	1009		1024				1104						1204			1224	
Branksome	d	0611	0644		0751	0822	0852									1029												1229		
Parkstone	d	0614	0647		0754	0825	0855									1032												1232		
Poole	d	0620	0652		0758	0828a	0900	0923					1014	1020		1036a											1214		1236a	
Hamworthy	d	0625	0657		0803		0905	0928					1019														1219			
Holton Heath	d	0629	0701		0807			0932					1023														1223			
Wareham	d	0635	0706		0812		0912	0937					1028														1228			
Wool	d	0641	0712		0819		0919	0943					1035														1235			
Moreton	d	0647	0721		0825		0925	0949					1041														1241			
Dorchester South	d	0656	0730		0833		0933	0957					1054														1249			
Upwey	d	0703	0736		0839		0939	1004					1102														1255			
Weymouth	a	0709	0742		0844		0944	1008					1106														1302			

Late night and weekend trains may be altered due to engineering works.
Please check at southwesternrailway.com before travelling.

For guide to notes and symbols, see end of this timetable.

MONDAY TO FRIDAY
London Waterloo, Woking and Basingstoke to Bournemouth, Poole and Weymouth

Operator Notes	SW	SW	SW	SW	SW	SW	SW	SW	XC	SW	SW	SW	SW	SW	SW	SW	SW	SW	SW	XC	SW	SW	SW	SW	SW	SW				
London Waterloo	d		1105		1135			1205		1220b	1235			1305		1335			1405		1420b	1435		1505	1535	SW B	1605			
Clapham Junction	d		1112u		1127k			1212u		1227b	1227k			1312u		1327k			1412u		1427b	1427k		1512u	1527k		1612u			
Woking	d				1200					1246b	1300					1400					1446b	1500			1600					
Reading	d		1107b					1207b						1307b					1407b		1449			1505b		1607b				
Basingstoke	d		1149		1200r			1249	1305		1312			1349	1405	1433		1449	1449		1512	1532		1549	1600r	1649				
Winchester	d	1149	1205		1233		1249	1305			1333		1349	1405	1433		1449	1505		1527	1532		1605	1633	1638	1706				
Eastleigh	d	1200			1221t		1300			1321t			1400		1421t		1500			1521t			1600t	1621t	1649					
Southampton Airport	d	1204	1214		1242		1305	1314		1336	1342		1405	1414	1442		1505	1514		1536	1541		1614	1642	1654	1715				
Southampton Central	a	1212	1221	—	1249		1312	1322	—	1342	1349		1412	1421	—	1449		1514	1522	—	1542	1549		1622	1649	1704	1722			
Southampton Central	d	1230	1224	1230	1251		1330	1324	1330	1344	1351		1430	1424	1430	1451		1530	1524	1530	1544	1551		1626	1628	1656	1713	1725	1728	
Totton	d	—		1235			—		1335				—		1435			—		1535				1634	1702		1734			
Ashurst (New Forest)	d			1240					1340						1440					1540				1639	1706		1738			
Beaulieu Road	d								1344											1544				1711	1706		1738			
Brockenhurst	a		1237	1251	1304	—	1337	1350		1404	—		1437	1451	1504	—		1537	1551		1604	—	1639	1647	1717	1731	1739	1746		
Brockenhurst	d		1238	1316	1305	1316		1338	1416		1405	1416		1438	1516	1505	1516		1538	1626		1605	1626	1640	1647	1717	1732	1740	1747	
Sway	d			—		1321			—			1421			—		1521			—		1605	1626	1640	1647	1717	1732	1740	1747	
New Milton	d		1245			1326		1345				1426		1445		1526		1545			1636		1636	1640	1657	1727	1739	1756		
Hinton Admiral	d					1330						1430				1530					1640		1640	1640	1701	1731		1800		
Christchurch	d		1252			1335		1352				1435		1452		1535		1552			1645		1645	1640	1706	1736	1746	1805		
Pokesdown for Boscombe	d		1256			1338		1356				1438		1456		1538		1556			1648		1648	1640	1709	1739		1809		
Bournemouth	a		1300		1320	1343		1400		1413	1421	1443		1500		1520	1543			1600		1612	1620	1652	1701	1713	1743	1752	1755	1813
Bournemouth	d		1304		1324			1404				1425		1504		1524				1604			1623		1702	1715	1745		1757	1814
Branksome	d				1329							1430				1529					1628		1628		1708		1750		1819	
Parkstone	d				1332							1433				1532					1631		1631		1711		1753		1822	
Poole	d		1314		1336a			1414				1436a		1514		1536a				1614		1635a		1717	1725a	1756a		1807	1826a	
Hamworthy	d		1319					1419						1519						1619				1722				1812		
Holton Heath	d		1323					1423						1523						1623				1726				1816		
Wareham	d		1328					1428						1528						1628				1730				1821		
Wool	d		1335					1435						1535						1635				1737				1827		
Moreton	d		1341					1441						1541						1641				1743				1840		
Dorchester South	d		1349					1449						1549						1649				1751				1848		
Upwey	d		1355					1455						1555						1655				1757				1854		
Weymouth	a		1402					1502						1602						1702				1802				1908		

Late night and weekend trains may be altered due to engineering works.
Please check at southwesternrailway.com before travelling.

For guide to notes and symbols, see end of this timetable.

SATURDAY

London Waterloo, Woking and Basingstoke to Bournemouth, Poole and Weymouth

Operator	SW	SW	SW	SW	SW	SW	SW	SW	SW	SW	SW	XC	SW	SW	SW	SW	SW	SW	SW	SW	SW	XC	SW	SW							
London Waterloo	d			0530		0630		0735		0805		0820b	0835			0905		0935			1005		1020b	1035							
Clapham Junction	d			0537u		0637u		0720k		0812u		0827b	0827k			0912u		0927k			1012u		1027b	1027k							
Woking	d			0603		0657		0800		0816b		0846b	0900			0916b		1000			1016b		1046b	1100							
Reading	d			0543b		0637b		0732b				0852									0938b		1051								
Basingstoke	d		0510z	0624		0718		0821		0849		0912			0949		1000r				1049		1111								
Winchester	d		0526z	0643		0734		0838	0849	0905			0933		0949	1005			1049	1105		1129	1133								
Eastleigh	d		0536z	0652		0743		0847	0900			0921t			1000				1100			1121t									
Southampton Airport	d		0540z	0656		0748		0851	0905	0914			0936	0942	1005	1014				1105	1114		1138	1142							
Southampton Central	a			0703		0756		0858	0912	0922	—	0942	0949		1012	1022	—			1112	1122	—	1144	1150							
Southampton Central	d		0621	0705	0721	0800	0817	0900	0930	0924	0930	0945	0951		1030	1024	1030	1051		1130	1124	1130	1146	1151							
Totton	d		0626	0710	0726	0805	0822	0905	—		0935				—		1035			—		1135									
Ashurst (New Forest)	d		0631		0731		0827				0940					1040						1140									
Beaulieu Road	d						0831				0944											1144									
Brockenhurst	a		0639	0721	0739	0816	0837	0916		0937	0951		1004	—		1037	1051	1105	—		1137	1151		1204	—						
Brockenhurst	d		0615	0640	0722	0740	0817	0838	0917		0938	1016		1005	1016		1038	1116	1106	1116		1138	1216		1205	1216					
Sway	d		0620	0644	0726	0744	0821	0842	0921			—			1021			—				—									
New Milton	d		0625	0649	0731	0749	0826	0847	0926		0945				1026		1045				1126										
Hinton Admiral	d		0629	0653	0735	0753	0830	0851	0930						1030						1130										
Christchurch	d		0634	0658	0740	0758	0835	0856	0935		0952				1035		1052				1135										
Pokesdown for Boscombe	d		0637	0702	0744	0802	0839	0900	0939		0956				1038		1056				1138										
Bournemouth	a		0641	0706	0748	0806	0843	0904	0943		1000		1013	1020	1042		1100		1120	1142		1200		1214	1220	1242					
Bournemouth	d	0606	0644	0711	0749	0811	0844	0909	0944		1004			1024	1044		1104		1124	1144		1204			1224	1244					
Branksome	d	0611	0649	0716	0754	0816	0849	0914	0949					1029	1049				1129	1149					1229	1249					
Parkstone	d	0614	0652	0719	0757	0819	0852	0917	0952					1032	1052				1132	1152					1232	1252					
Poole	d	0619	0657	0724	0802	0824	0857	0922	0957		1014			1037	1055a		1114		1137	1155a		1214			1237	1255a					
Hamworthy	d	0624	0702	0729	0807	0829	0902	0927	1002		1019			1042			1119		1142			1219			1242						
Holton Heath	d	0628	0706	0733		0833		0931			1023					1123						1223									
Wareham	d	0633	0711	0738	0813	0838	0909	0935	1009		1028			1049			1128		1149			1228			1249						
Wool	d	0639	0717	0744	0820	0844	0915	0942			1035					1135						1235									
Moreton	d	0645	0723	0750	0826	0850	0921	0948			1041					1141						1241									
Dorchester South	d	0656	0731	0758	0834	0858	0929	0956	1027		1051			1105			1149		1205			1249			1305						
Upwey	d	0703	0738	0805	0841	0905	0936	1002			1058					1155						1255									
Weymouth	a	0707	0744	0811	0845	0909	0940	1007	1035		1102			1113			1200				1213			1300							

Late night and weekend trains may be altered due to engineering works.
Please check at southwesternrailway.com before travelling.

For guide to notes and symbols, see end of this timetable.

SATURDAY

London Waterloo, Woking and Basingstoke to Bournemouth, Poole and Weymouth

Operator Notes	SW	SW	SW	SW	SW	SW	SW	SW	XC	SW	SW	SW	SW	SW	SW	SW	SW	SW	XC	SW	SW	SW	SW	SW	SW	SW	SW		
London Waterloo	d		1105		1135			1205		1220b	1235			1305		1335			1405		1420b	1435			1505		1535		
Clapham Junction	d		1112u		1127k			1212u		1227b	1227k			1312u		1327k			1411u		1427b	1427k			1512u		1527k		
Woking	d		1116b		1200			1216b		1246b	1300			1316b		1400			1416b		1446b	1500			1516b		1600		
Reading	d							1138b		1252									1338b		1452								
Basingstoke	d		1149		1200r			1249		1311				1349		1400r			1449		1512				1549		1600r		
Winchester	d	1149	1205		1233		1249	1305			1333			1349		1405			1433		1449	1505			1533		1549	1605	1633
Eastleigh	d	1200			1221t		1300			1321t				1400		1421t			1500		1521t				1600		1621t		
Southampton Airport	d	1205	1214		1242		1305	1314		1334	1342			1405	1414	1442			1505	1514	1536	1542			1605	1614	1642	1649	
Southampton Central	a	1212	1222	—	1249		1312	1322	—	1341	1349			1412	1422	—			1512	1522	—	1542	1549			1612	1622	—	
Southampton Central	d	1230	1224	1230	1251		1330	1324	1330	1344	1351			1430	1424	1430	1451		1530	1524	1530	1545	1551		1630	1624	1630	1651	
Totton	d	—		1235			—			1335				—		1435			—		1535				—		1635		
Ashurst (New Forest)	d			1240						1340						1440					1540						1640		
Beaulieu Road	d									1344											1544								
Brockenhurst	a		1237	1251	1304	—		1337	1351		1404	—		1437	1451	1504	—		1537	1551		1605	—		1637	1651	1704	—	
Brockenhurst	d		1238	1316	1305	1316		1338	1416		1405	1416		1438	1516	1505	1516		1538	1616		1606	1616		1638	1716	1705	1716	
Sway	d			—		1321			—			1421			—				—		1621				—		1721		
New Milton	d		1245			1326		1345				1426		1445					1526		1545				1626		1645	1726	
Hinton Admiral	d					1330						1430							1530						1630		1730		
Christchurch	d		1252			1335		1352				1435		1452					1535		1552				1635		1652	1735	
Pokesdown for Boscombe	d		1256			1338		1356				1438		1456					1538		1556				1638		1656	1738	
Bournemouth	a		1300		1320	1342		1400		1412	1420	1442		1500		1520	1542		1600		1613	1620	1642		1700		1720	1742	
Bournemouth	d		1304		1324	1344		1404			1424	1444		1504		1524	1544		1604			1624	1644		1704		1724	1744	
Branksome	d				1329	1349					1429	1449				1529	1549				1629	1649				1729	1749		
Parkstone	d				1332	1352					1432	1452				1532	1552				1632	1652				1732	1752		
Poole	d		1314		1337	1355a		1414			1437	1455a		1514		1537	1555a				1637	1655a			1714		1737	1755a	
Hamworthy	d		1319		1342			1419			1442			1519		1542					1642				1719		1742		
Holton Heath	d		1323					1423						1523							1623				1723				
Wareham	d		1328		1349			1428			1449			1528		1549					1628		1649		1728		1749		
Wool	d		1335					1435						1535							1635				1735				
Moreton	d		1341					1441						1541							1641				1741				
Dorchester South	d		1349		1405			1449			1505			1549		1607					1649		1705		1749		1805		
Upwey	d		1355					1455						1555							1656				1755				
Weymouth	a		1400		1414			1500			1513			1600		1615					1714				1800		1813		

Late night and weekend trains may be altered due to engineering works.
Please check at southwesternrailway.com before travelling.

For guide to notes and symbols, see end of this timetable.

SATURDAY

London Waterloo, Woking and Basingstoke to Bournemouth, Poole and Weymouth

Operator Notes	SW	SW	SW	XC	SW	SW	SW	SW	SW	SW	SW	SW	SW	XC	SW	SW	SW	SW	SW	SW	SW	SW	XC	SW	SW	XC	SW				
London Waterloo	d		1605		1620b	1635			1705		1735			1805					1905		1935		2005	2020b	2035	2105	2120b	2135			
Clapham Junction	d		1612u		1627b	1627k			1712u		1727k			1812u		1827b	1827k		1912u		1927k		2012u	2027b	2027k	2112u	2127b	2127k			
Woking	d		1616b		1646b	1700			1716b		1800			1816b		1846b	1900		1916b		2000		2016b	2046b	2100	2132	2146b	2200			
Reading	d		1537b		1652									1738b		1852							1937b	2052			2152				
Basingstoke	d		1649		1712				1749		1800r			1849		1912			1949		2000r		2049	2112		2151	2212				
Winchester	d	1649	1705		1727	1733		1749	1805		1833		1849	1905		1933		1952	2006		2033		2105		2133	2208	2233				
Eastleigh	d	1700			1721t			1800			1821t		1900			1921t		2003			2021t		2100t	2121t		2216	2222t				
Southampton Airport	d	1705	1714		1736	1742		1805	1814		1842		1905	1914		1936	1942		2008		2014		2114	2136	2142	2220	2236				
Southampton Central	a	1712	1722	—	1742	1749		1812	1822	—	1850		1912	1921	—	1942	1949		2016	2022	—	2122	2144	2149	2227	2242	2249				
Southampton Central	d	1730	1724	1730	1745	1751		1830	1824	1830	1851		1930	1924	1930	1944	1951		2030	2024	2030	2051		2124	2145	2151	2229	2245	2251		
Totton	d	—		1735			—			1835		—			1935			—			2035			2129		2234					
Ashurst (New Forest)	d			1740						1840					1940						2040			2134		2239					
Beaulieu Road	d			1744											1944																
Brockenhurst	a		1737	1751		1804	—		1837	1851	1904	—		1937		2004	—		2037	2051	2104	—	2142		2204	2247	2304				
Brockenhurst	d		1738	1816		1805	1816		1838	1916	1905	1916		1938	2016		2005	2016		2038	2116	2105	2116	2143		2205	2248	2305			
Sway	d			—			1821			—					—						—						2253				
New Milton	d		1745				1826		1845																		2258				
Hinton Admiral	d						1830																				2302				
Christchurch	d		1752				1835		1852																		2307				
Pokesdown for Boscombe	d		1756				1838		1856																		2311				
Bournemouth	a		1800		1813	1820	1842		1900		1920	1942		2000		2012	2020	2042		2100		2120	2142	2210	2215	2220	2315	2318	2324		
Bournemouth	d		1804				1824	1844		1904		1924	1944		2004								2104		2124	2146	2212		2224	2317	2327
Branksome	d						1829	1849				1929	1949												2129	2151	2217	2229	2322	2332	
Parkstone	d						1832	1852				1932	1952												2132	2154	2221	2232	2326	2335	
Poole	d		1814				1837	1855a		1914		1937	1955a		2014										2137	2157a	2226a	2237	2330a	2340	
Hamworthy	d		1819				1842			1919		1942			2019										2119	2142		2242	2345		
Holton Heath	d		1823							1923					2023																
Wareham	d		1828				1849			1928		1949			2028		2049								2126	2149		2249	2351		
Wool	d		1835							1935					2035										2133	2155		2255	2358		
Moreton	d		1841							1941					2041										2143	2201		2301	0004		
Dorchester South	d		1849				1905			1949		2005			2049		2105								2151	2209		2309	0012		
Upwey	d		1855							1955					2055										2158	2216		2316	0018		
Weymouth	a		1900				1913			2000		2014			2101										2113	2202		2320	0023		

Late night and weekend trains may be altered due to engineering works.
Please check at southwesternrailway.com before travelling.

For guide to notes and symbols, see end of this timetable.

SUNDAY

London Waterloo, Woking and Basingstoke to Bournemouth, Poole and Weymouth

Operator Notes	SW	SW D	SW	SW D	SW	SW D	XC	SW	SW D	SW	SW D	XC	SW	SW D	SW	SW D	XC	SW	SW D	SW	SW D	XC	SW	SW	SW	SW	XC	SW
London Waterloo	d			0751	0835	0854		0935	0954	1035	1054	1115b	1135	1154	1235	1254	1315b	1335	1354	1435	1454	1520b	1535	1605	1635	1705	1720b	1735
Clapham Junction	d			0801u	0845u	0903u		0945u	1003u	1045u	1103u	1122b	1145u	1203u	1245u	1303u	1322b	1342u	1403u	1442u	1503u	1527b	1542u	1612u	1642u	1712u	1727b	1742u
Woking	d			0828	0909	0928		1009	1028	1108	1128	1146b	1208	1228	1308	1328	1345b	1407	1428	1507	1528	1546b	1607	1637	1707	1737	1746b	1807
Reading	d			0738b	0838b	0912b	0952		1012b	1038b	1112b	1152		1212b	1238b	1312b	1352		1412b	1438b	1512b	1552		1612b	1638b	1712b	1752	
Basingstoke	d	0748		0848	0929	0948	1012	1029	1048	1127	1148	1212	1227	1248	1327	1347	1412	1427	1447	1527	1548	1612	1627	1657	1727	1757	1812	1827
Winchester	d	0807		0908	0946	1008		1046	1108	1144	1208	1227	1244	1308	1344	1407		1444	1507	1544	1607		1644	1714	1744	1814	1827	1844
Eastleigh	d	0821		0922		1022			1122		1222			1322		1420			1520		1621			1723		1823		
Southampton Airport	d	0825		0927	0955	1027	1036	1055	1127	1153	1227	1236	1253	1327	1353	1425	1436	1453	1525	1553	1625	1636	1653	1727	1753	1827	1836	1854
Southampton Central	a	0832		0934	1002	1034	1042	1102	1134	1200	1234	1242	1300	1334	1400	1432	1442	1500	1532	1600	1632	1642	1700	1734	1800	1834	1842	1901
Southampton Central	d	0834	0903	0935	1003	1035	1050	1103	1135	1203	1235	1249	1303	1335	1403	1433	1447	1503	1533	1603	1634	1647	1703	1736	1803	1836	1847	1905
Totton	d	0839		0941		1041			1141		1241			1341		1439			1539				1639			1741		1841
Ashurst (New Forest)	d	0844		0945		1045			1145		1245			1345		1443			1543				1644			1746		1846
Beaulieu Road	d	0848		0950		1050			1150		1250			1350		1448			1548				1648			1750		1850
Brockenhurst	a	0854	0916	0956	1017	1056		1117	1156	1216	1256		1316	1356	1416	1454		1516	1554	1616	1654		1716	1756	1816	1856		1918
Brockenhurst	d	0855	0917	0957	1017	1057		1117	1157	1217	1257		1317	1357	1417	1455		1517	1555	1617	1655		1717	1757	1817	1857		1919
Sway	d	0900		1001		1101			1201		1301			1401		1459			1559				1700			1801		1901
New Milton	d	0905	0924	1006	1024	1106		1124	1206	1224	1306		1324	1406	1424	1504		1524	1604	1624	1705		1724	1806	1824	1906		1925
Hinton Admiral	d	0909		1010		1110			1210		1310			1410		1508			1608				1709			1810		1910
Christchurch	d	0914		1015		1115			1215		1315			1415		1513			1613				1714			1815		1915
Pokesdown for Boscombe	d	0917		1019		1119			1219		1319			1419		1517			1617				1717			1819		1919
Bournemouth	a	0921	0934	1023	1034	1123	1126	1134	1223	1234	1323	1326	1334	1423	1434	1521	1525	1534	1621	1634	1721	1725	1734	1823	1834	1923	1927	1936
Bournemouth	d	0839	0924	0939	1024	1039	1124		1139	1224	1239	1324		1339	1424	1439	1522		1539	1622	1639	1723		1739	1824	1839	1924	1940
Branksome	d	0844		0944		1044			1144		1244			1344		1444			1544				1744			1844		1945
Parkstone	d	0847		0947		1047			1147		1247			1347		1447			1547				1747			1847		1948
Poole	d	0851	0933a	0951	1033a	1051	1133a		1151	1233a	1251	1333a		1351	1433a	1451	1531a		1551	1631a	1651	1732a		1751	1833a	1851	1933a	1952
Hamworthy	d	0856		0956		1056			1156		1256			1356		1456			1556				1756			1856		1957
Holton Heath	d																											
Wareham	d	0903		1003		1103			1203		1303			1403		1503			1603				1803			1903		2004
Wool	d	0910		1010		1110			1210		1310			1410		1510			1610				1810			1910		2011
Moreton	d	0916		1016		1116			1216		1316			1416		1516			1616				1818			1916		2017
Dorchester South	d	0924		1024		1124			1224		1324			1424		1524			1624				1826			1924		2025
Upwey	d	0931		1031		1131			1231		1331			1431		1531			1631				1832			1931		2032
Weymouth	a	0935		1035		1135			1235		1335			1435		1535			1635				1837			1935		2036






Late night and weekend trains may be altered due to engineering works.


Please check at southwesternrailway.com before travelling.


For guide to notes and symbols, see end of this timetable.

GUIDE TO NOTES AND SYMBOLS

First Class accommodation also available on all trains shown in **bold type**.

- A** Also calls at Redbridge 0735.
B Also calls at Redbridge 1717.
D Divides during journey - please make sure you are in the correct portion.
SW Operated by South Western Railway.
XC Operated by CrossCountry
 · Seat reservations available
 · Cycle reservations recommended.
- a Arrival time.
 b Change at Basingstoke.
 c Change at Basingstoke and Winchester.
 d Departure time.
 e Change at Winchester and Basingstoke.
 g Change at Winchester and Woking.
 h Change at Woking and Winchester.
 k Change at Woking.
 r Change at Winchester.
 s Stops to let passengers leave the train only.
 t Change at Southampton Airport Parkway.
 u Stops to let passengers join the train only.
 v Change at Eastleigh.
 z Change at Southampton Central.
- Continued in later column.
 — Continued from earlier column.
-  Train attaches to another.
 Train divides.
 Car Park.
 Minimum connection time where different from the standard five minutes.
 † Station is **closed** on Sunday.
 \$ For details of additional trains, please see Great Western Railway timetables.
 ‡ For services to and from Lymington please see timetable 27.
 For details of buses from Wareham station to Corfe Castle and Swanage, telephone 01202 338420.
 For information on the Swanage Railway visit swanagerailway.co.uk
 ↔ Southampton Airport - station is a short walk from the airport terminal.
 ↔ Woking - Railair coach link between Woking station and Heathrow Airport. Visit nationalexpress.com for details.
 \$ Station is approximately 3 miles from Beaulieu village. There are NO bus services from Beaulieu Road station.
 Please visit beaulieu.co.uk for public transport information to the Motor Museum.

 Station for Southampton City Centre and the Docks. Also buses for Red Funnel Ferries to Cowes, Isle of Wight, (redfunnel.co.uk) and the Hythe ferry (hytheferry.co.uk).

 Interchange for London Underground. Visit tfl.gov.uk for details.

★ Passengers travelling with cycles may not join or leave services at stations with train times shown in blue.

Cycles on trains

At peak times the following restrictions apply in the area bounded by Reading, Hook, Alton, Guildford and Dorking.




Passengers travelling with cycles may not join or leave services timed to arrive at London Waterloo between 0715 and 1000 inclusive and timed to depart from London Waterloo between 1645 and 1900 inclusive.

Travelling after midnight?

Trains which run after midnight are shown at the end of the day.

STATION INFORMATION

See notes for explanation of symbols.

Weymouth	P		S
Upwey	P		S
Dorchester South	P		S
Moreton	P		
Wool	P		
Wareham	P		
Holton Heath	P		†
Hamworthy			
Poole	P	④	
Parkstone	P		
Branksome	P		
Bournemouth	P		
Pokesdown for Boscombe			
Christchurch	P		
Hinton Admiral	P		
New Milton	P		
Sway	P		
Brockenhurst	P	⑤	‡
Beaulieu Road			\$
Ashurst (New Forest)	P		
Totton	P		
Southampton Central	P		
Southampton Airport	P		↔
Eastleigh	P	③	
Winchester	P		
Basingstoke	P		
Reading	P	⑦	
Woking	P		↔
Clapham Junction		⑩	
London Waterloo		⑪	

28A Yeovil Pen Mill - Weymouth

MONDAY TO FRIDAY

<i>Notes</i>											
Yeovil Pen Mill	d	0734	1013	1115	1312	1619	1815	1920	2215		
Dorchester West	d	0808	1047	1153	1353	1653	1849	1954	2249		
Upwey	d	0815	1055	1201	1401	1701	1856	2001	2256		
Weymouth	a	0820	1100	1206	1406	1706	1901	2006	2301		

SATURDAY

0730	1009	1110	1310	1611	1914	2218					
0804	1043	1153	1354	1653	1953	2252					
0813	1051	1202	1403	1702	2002	2301					
0819	1056	1208	1409	1708	2008	2308					

SUNDAY

0951	1104	1501	1914	2219
1029	1143	1536	1949	2253
1037	1150	1544	1957	2301
1042	1155	1551	2002	2306

28A Weymouth - Yeovil Pen Mill

MONDAY TO FRIDAY

<i>Notes</i>											
Weymouth	d	0526	0642	0850	1111	1311	1455	1723	2016		
Upwey	d	0531	0647	0855	1116	1316	1500	1728	2021		
Dorchester West	d	0539	0655	0903	1124	1324	1508	1736	2029		
Yeovil Pen Mill	a	0614	0728	0936	1201	1359	1548	1809	2102		

SATURDAY

0638	0846	1110	1310	1453	1728	2020					
0643	0851	1115	1315	1458	1733	2025					
0651	0859	1123	1323	1506	1741	2033					
0726	0934	1158	1358	1541	1816	2108					

SUNDAY

0806	1103	1407	1610	1753	2009
	1108	1412	1615	1758	2014
0817	1116	1420	1623	1806	2022
0852	1151	1455	1656	1841	2055

NOTES

Operated by Great Western Railway.

For details of seat and cycle reservation requirements and also catering facilities, please refer to Great Western Railway publications.

- a** Arrival time.
d Departure time.

STATION INFORMATION

For a guide to notes and symbols, see end of main timetable.

Yeovil Pen Mill		P	
Dorchester West			
Upwey		P	S
Weymouth		P	S

Late night and weekend trains may be altered due to engineering works.

28C Weymouth - Bridport - Lyme Regis Bus service

Bus service operated by First Wessex X53 – Tel: 0345 6460707
firstbus.co.uk/wessex

MONDAY TO FRIDAY until 24 September 2021

Notes				SH	Sch	Sch														
Weymouth Kings Statue K6 d	0700	1025	1225	1425	1425	1625	1710	1825	2025											
Abbotsbury Ilchester Arms a	0723	1058	1258	1458	1458	1658	1743	1854	2054											
West Bay George Hotel a	0740	1121	1321	1521	1521	1721	1806	1914	2114											
Bridport West Street a	0748	1134	1334	1534	1600	1734	1816	1924	2124											
Lyme Regis Square a	0818	1224	1424	1624	1642	1818	1849	1957												

SATURDAY until 18 September 2021

Notes																				
Weymouth Kings Statue K6 d	0700	1025	1225	1425	1625	1825	2025													
Abbotsbury Ilchester Arms a	0723	1058	1258	1458	1658	1854	2054													
West Bay George Hotel a	0740	1121	1321	1521	1721	1914	2114													
Bridport West Street a	0748	1134	1334	1534	1734	1924	2124													
Lyme Regis Square a	0818	1224	1424	1624	1818															

SUNDAY until 19 September 2021

Notes																				
Weymouth Kings Statue K6 d	0700	1025	1225	1425	1625	1825														
Abbotsbury Ilchester Arms a	0723	1058	1258	1458	1658	1854														
West Bay George Hotel a	0740	1121	1321	1521	1721	1914														
Bridport West Street a	0748	1134	1334	1534	1734	1924														
Lyme Regis Square a	0818	1224	1424	1624	1818															

King's Statue is 7 minutes walk from Weymouth station.

NOTES SH - School Holidays only. a - Arrival time. d - Departure time.
Sch - School days only.

Sunday service runs on Public Holidays.

Rail tickets to 'Bridport Bus X51/53' are valid to Lyme Regis (and also on the Dorchester - Lyme Regis service)

28C Weymouth - Bridport - Lyme Regis Bus service

Bus service operated by First Wessex X53 – Tel: 0345 6460707
firstbus.co.uk/wessex

MONDAY TO FRIDAY from 27 September 2021

Notes				Sch	SH	Sch	SH		
Weymouth Kings Statue K6	d	0845	1045	1245	1438	1445	1700	1700	1800
Abbotsbury Ilchester Arms	a	0914	1114	1314	1507	1514	1729	1733	1829
West Bay George Hotel	a	0935	1135	1335	1528	1535	1750	1756	1850
Bridport West Street	a	0945	1145	1345	1538	1545	1800	1809	1900
Lyme Regis Square	a	1026	1226	1426	1640	1626	1841	1837	

MONDAY TO FRIDAY from 27 September 2021

Notes	SH	Sch	SH	Sch						
Lyme Regis Post Office	d	0638	0649	0737	0742	0939	1139	1339	1551	1739
Bridport West Street	a	0714	0722	0820	0814	1017	1217	1417	1629	1817
West Bay George Hotel	a	0724	0731	0833	0841	1027	1227	1427	1639	1827
Abbotsbury Ilchester Arms	a	0744	0748	0854	0858	1047	1247	1447	1659	1846
Weymouth Bus Garage	a	0813	0819	0925	0923	1115	1315	1515	1727	1913

SATURDAY from 25 September 2021

0845	1045	1245	1445	1700															
0914	1114	1314	1514	1729															
0935	1135	1335	1535	1750															
0945	1145	1345	1545	1800															
1026	1226	1426	1626	1841															

SATURDAY from 25 September 2021

0737	0939	1139	1339	1539	1739														
0820	1017	1217	1417	1617	1817														
0833	1027	1227	1427	1627	1827														
0854	1047	1247	1447	1647	1846														
0925	1115	1315	1515	1715	1913														

NOTES SH - School Holidays only.

a - Arrival time.

d - Departure time.

NO SERVICE on Sundays or Public Holidays from 26 September 2021.

Sch - School days only.

Rail tickets to 'Bridport Bus X51/53' are valid to Lyme Regis (and also on the Dorchester - Lyme Regis service)

Visit us at southwesternrailway.com

- Buying tickets online
- Live train information
- Train times
- Special offers and days out
- Plan your journey
- Latest news

Customer Service Centre

0345 6000 650

Our UK based team are available 7 days a week from 6am to 10pm for:

- Comments and suggestions

Assisted Travel

0800 5282 100

Text relay 18001 0800 5282 100

A freephone service open 24 hours for older and disabled customers.

We recommend booking assistance **4 hours in advance**.

National Rail Enquiries

03457 48 49 50

Train times, fares and rail information.

Free travel alerts

southwesternrailway.com/alerts

Keeping our registered customers up-to-date with their service running information, delays and alterations.

Twitter [@SW_Help](https://twitter.com/SW_Help)

Follow South Western Railway on Twitter and be the first to know what's happening on our network.

Facebook Facebook.com/SWRailway

Providing South Western Railway network information and details of our latest offers.

First MTR South Western Trains Limited (trading as South Western Railway) accepts no liability for any inaccuracy in the information contained in this timetable which is subject to alteration.

First MTR South Western Trains Limited. Registered in England and Wales 07900320.

Registered office: 8th Floor, The Point, 37 North Wharf Road, London W2 1AF.

A First and MTR company.

South Western
 **Railway**

PTT28 1021



Please Recycle