

# 11

## Guildford via Effingham Junction to London Waterloo



### Train times

22 January to 14 May 2022

Saturdays and Sundays Only

South Western  
Railway

## Your timetable

This timetable shows services between **Guildford and London Waterloo via London Road (Guildford), Clandon, Horsley, Effingham Junction, Cobham & Stoke D'Abernon, Oxshott, Claygate and Hinchley Wood**, also services via **Epsom**.

For the main line service between Guildford and London Waterloo via Woking, please see timetable 6.

## Buy a ticket before you board

You need to buy a valid ticket before you get on your train. We know that most of our passengers do this before travelling, and we have a duty to those passengers to make sure no-one travels without paying. This is why we run a penalty fares scheme across most of our network.

If you travel without a valid ticket to or from a station within the penalty fares area, you may have to pay a penalty fare of £20 or twice the single fare to the next station your train stops at (whichever is higher). You will also have to buy a ticket for the rest of your journey.

We have a policy to, wherever possible, prosecute everyone who deliberately avoids paying.

## Travel with Confidence

So that you can travel with confidence, we are: ventilating trains to refresh air, improving information about journeys and trains, and extensively cleaning trains and stations.

In crowded spaces, wear a face covering out of respect to others. Please be considerate of other passengers and rail staff.

## Changes to train times

Network Rail need to do engineering work to maintain and improve the rail network. They do a lot of this work at weekends and during holiday periods, but they also need to do some work overnight during the week.

If we need to close rail lines so Network Rail can carry out work, buses will replace train services. We may also have to alter train services over a wider area.

Please check for any changes to train times before travelling at weekends, late in the evening or early in the morning.

Look for the 'Changes to train times' posters at stations, or visit our website at **southwesternrailway.com**.

## Cycles on trains

The services in this timetable have limited room for cycles, so we have had to apply some restrictions. The ★ symbol, with train times printed in **blue**, shows which trains have restrictions. These restrictions are explained in the 'Guide to notes and symbols' section.

We will carry folding cycles on any train, as long as they can be folded small enough to be carried safely in the luggage rack. Cycles are not allowed on buses that replace trains during engineering work.

## No-smoking policy

For the comfort of all our customers, smoking and using e-cigarettes is not allowed on any part of our trains or stations.

You can smoke outside the station entrance or in our car parks.

## Automated Delay Repay

We have introduced a new Automated Delay Repay (ADR) system that drastically cuts the time it takes to claim and receive compensation if your train is late.

ADR works for all customers who have bought Advance tickets or a Touch Smartcard season ticket from our website.

If you have a Touch Smartcard season ticket, you will need to touch in and out at the beginning and end of your journey, sign up for a Delay Repay account at

**[delayrepay.southwesternrailway.com](https://www.southwesternrailway.com/delayrepay)** and select 'Auto Delay Repay'. (The email addresses you use for 'My Account' and 'Delay Repay' must match.)

To find out more about Automated Delay Repay, visit:

**[southwesternrailway.com/contact-and-help/refunds-and-compensation/delay-repay/automated-delay-repay](https://www.southwesternrailway.com/contact-and-help/refunds-and-compensation/delay-repay/automated-delay-repay)**.



## SATURDAY

## Guildford (via Effingham Junction) to London Waterloo

		A		A		A		A		A		A		A		A		A		A		A		A		A		A	
Guildford	d	0634	0639	0704	0734	0745	0804	0834	0845	0904	0934	0945	1004	1034	1045	1104	1134	1145	1204	1234	1245	1304	1334	1345	1404	1434	1442	1504	1534
London Road (Guildford)	d	0638	0643	0708	0738	0749	0808	0838	0849	0908	0938	0949	1008	1038	1049	1108	1138	1149	1208	1238	1249	1308	1338	1349	1408	1438	1446	1508	1538
Clandon	d	0643	0648	0713	0743	0754	0813	0843	0854	0913	0943	0954	1013	1043	1054	1113	1143	1154	1213	1243	1254	1313	1343	1354	1413	1443	1451	1513	1543
Horsley	d	0648	0652	0718	0748	0758	0818	0848	0858	0918	0948	0958	1018	1048	1058	1118	1148	1158	1218	1248	1258	1318	1348	1358	1418	1448	1455	1518	1548
Effingham Junction	d	0652	0656	0722	0752	0802	0822	0852	0902	0922	0952	1002	1022	1052	1102	1122	1152	1202	1222	1252	1302	1322	1352	1402	1422	1452	1459	1522	1552
Cobham & Stoke D'Abernon	d	0656		0726	0756		0826	0856		0926	0956		1026	1056		1126	1156		1226	1256		1326	1356		1426	1456		1526	1556
Oxshott	d	0700		0730	0800		0830	0900		0930	1000		1030	1100		1130	1200		1230	1300		1330	1400		1430	1500		1530	1600
Claygate	d	0703		0733	0803		0833	0903		0933	1003		1033	1103		1133	1203		1233	1303		1333	1403		1433	1503		1533	1603
Hinchley Wood	d	0706		0736	0806		0836	0906		0936	1006		1036	1106		1136	1206		1236	1306		1336	1406		1436	1506		1536	1606
Surbiton	a	0710		0740	0810		0840	0910		0940	1010		1040	1110		1140	1210		1240	1310		1340	1410		1440	1510		1540	1610
Raynes Park	a		0734		0834				0934			1034			1134			1234			1334			1434			1534		
Wimbledon	a	0720	0738	0750	0820	0838	0850	0920	0938	0950	1020	1038	1050	1120	1138	1150	1220	1238	1250	1320	1338	1350	1420	1438	1450	1520	1538	1550	1620
Earlsfield	a	0724	0742	0754	0824	0842	0854	0924	0942	0954	1024	1042	1054	1124	1142	1154	1224	1242	1254	1324	1342	1354	1424	1442	1454	1524	1542	1554	1624
Clapham Junction	a	0727	0745	0757	0827	0845	0857	0927	0945	0957	1027	1045	1057	1127	1145	1157	1227	1245	1257	1327	1345	1357	1427	1445	1457	1527	1545	1557	1627
Vauxhall	a	0732	0750	0802	0832	0850	0902	0932	0950	1002	1032	1050	1102	1132	1150	1202	1232	1250	1302	1332	1350	1402	1432	1450	1502	1532	1550	1602	1632
London Waterloo	a	0737	0755	0807	0837	0855	0907	0937	0955	1007	1037	1055	1107	1137	1155	1207	1237	1255	1307	1337	1355	1407	1437	1455	1507	1537	1555	1607	1637

Late night and weekend trains may be altered due to engineering works.  
Please check at [southwesternrailway.com](http://southwesternrailway.com) before travelling.

For guide to notes and symbols see end of timetable.

## SATURDAY

## Guildford (via Effingham Junction) to London Waterloo

	Notes	A			A			A			A			A			A			A			A						
Guildford	d	1545	1604	1634	1645	1704	1734	1745	1804	1834	1845	1904	1934	1945	2004	2034	2045	2104	2134	2145	2204	2234	2246	2304	2334	2346			
London Road (Guildford)	d	1549	1608	1638	1649	1708	1738	1749	1808	1838	1849	1908	1938	1949	2008	2038	2049	2108	2138	2149	2208	2238	2250	2308	2338	2350			
Clandon	d	1554	1613	1643	1654	1713	1743	1754	1813	1843	1854	1913	1943	1954	2013	2043	2054	2113	2143	2154	2213	2243	2255	2313	2343	2355			
Horsley	d	1558	1618	1648	1658	1718	1748	1758	1818	1848	1858	1918	1948	1958	2018	2048	2058	2118	2148	2158	2218	2248	2259	2318	2348	2359			
Effingham Junction	d	1602	1622	1652	1702	1722	1752	1802	1822	1852	1902	1922	1952	2002	2022	2052	2102	2122	2152	2202	2222	2252	2303	2322	2352	0003			
Cobham & Stoke D'Abernon	d		1626	1656		1726	1756		1826	1856		1926	1956		2026	2056		2126	2156		2226	2256		2326	2356				
Oxshott	d		1630	1700		1730	1800		1830	1900		1930	2000		2030	2100		2130	2200		2230	2300		2330	2359				
Claygate	d		1633	1703		1733	1803		1833	1903		1933	2003		2033	2103		2133	2203		2233	2303		2333	0003				
Hinchley Wood	d		1636	1706		1736	1806		1836	1906		1936	2006		2036	2106		2136	2206		2236	2306		2336	0006				
Surbiton	a		1640	1710		1740	1810		1840	1910		1940	2010		2040	2110		2140	2210		2240	2310		2340	0011				
Raynes Park	a	1634			1734			1834			1934			2034			2134			2234			2334	2349		0034			
Wimbledon	a	1638	1650	1720	1738	1750	1820	1838	1850	1920	1938	1950	2020	2038	2050	2120	2138	2150	2220	2238	2250	2320	2338	2352	0020	0038			
Earlsfield	a	1642	1654	1724	1742	1754	1824	1842	1854	1924	1942	1954	2024	2042	2054	2124	2142	2154	2224	2242	2254	2324	2342	2356	0024				
Clapham Junction	a	1645	1657	1727	1745	1757	1827	1845	1857	1927	1945	1957	2027	2045	2057	2127	2145	2157	2227	2245	2257	2327	2345	2359	0028	0053e			
Vauxhall	a	1650	1702	1732	1750	1802	1832	1850	1902	1932	1950	2002	2032	2050	2102	2132	2150	2202	2232	2250	2302	2332	2350	0005	0033				
London Waterloo	a	1655	1707	1737	1755	1807	1837	1855	1907	1937	1955	2007	2037	2055	2107	2137	2155	2207	2237	2258	2307	2339	2359	0011	0039	0104e			

Late night and weekend trains may be altered due to engineering works.  
Please check at [southwesternrailway.com](http://southwesternrailway.com) before travelling.

For guide to notes and symbols see end of timetable.

**SUNDAY**

**Guildford (via Effingham Junction) to London Waterloo**

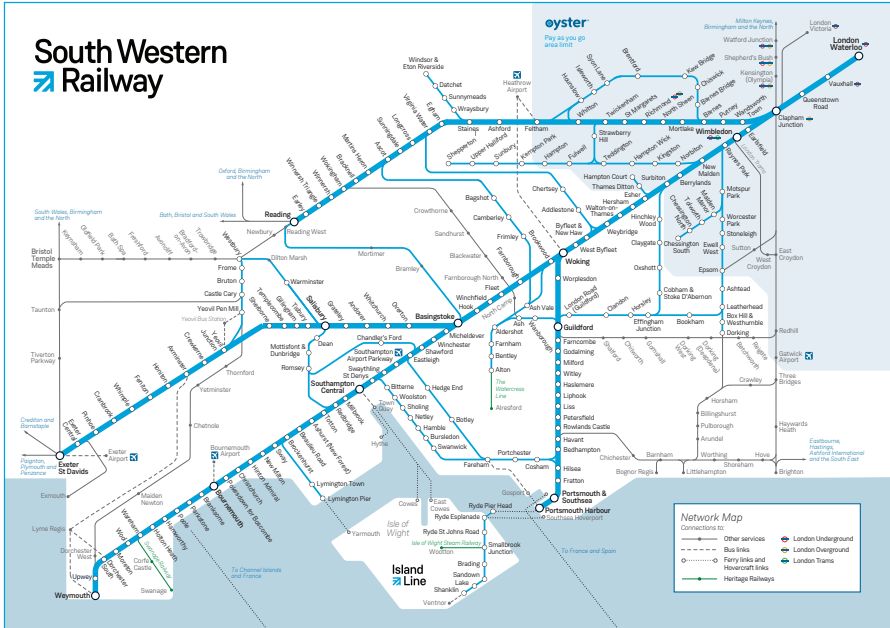
		A		A		A		A		A		A		A		A		A		A		A		A		A		A	
Guildford	d	0750	0820	0850	0920	0950	1020	1050	1120	1150	1220	1250	1320	1350	1420	1450	1520	1550	1620	1650	1720	1750	1820	1850	1920	1950	2020	2050	2120
<b>London Road (Guildford)</b>	d	0754	0824	0854	0924	0954	1024	1054	1124	1154	1224	1254	1324	1354	1424	1454	1524	1554	1624	1654	1724	1754	1824	1854	1924	1954	2024	2054	2124
<b>Clandon</b>	d	0759	0829	0859	0929	0959	1029	1059	1129	1159	1229	1259	1329	1359	1429	1459	1529	1559	1629	1659	1729	1759	1829	1859	1929	1959	2029	2059	2129
<b>Horsley</b>	d	0803	0833	0903	0933	1003	1033	1103	1133	1203	1233	1303	1333	1403	1433	1503	1533	1603	1633	1703	1733	1803	1833	1903	1933	2003	2033	2103	2133
<b>Effingham Junction</b>	d	0806	0836	0906	0936	1006	1036	1106	1136	1206	1236	1306	1336	1406	1436	1506	1536	1606	1636	1706	1736	1806	1836	1906	1936	2006	2036	2106	2136
<b>Cobham &amp; Stoke D'Abernon</b>	d	0810		0910		1010		1110		1210		1310		1410		1510		1610		1710		1810		1910		2010		2110	
<b>Oxshott</b>	d	0813		0913		1013		1113		1213		1313		1413		1513		1613		1713		1813		1913		2013		2113	
<b>Claygate</b>	d	0816		0916		1016		1116		1216		1316		1416		1516		1616		1716		1816		1916		2016		2116	
<b>Hinchley Wood</b>	d	0819		0919		1019		1119		1219		1319		1419		1519		1619		1719		1819		1919		2019		2119	
Surbiton	a	0823		0923		1023		1123		1223		1323		1423		1523		1623		1723		1823		1923		2023		2123	
Raynes Park	a		0908		1008		1108		1208		1308		1408		1508		1608		1708		1808		1908		2008		2108		2208
Wimbledon	a	0831	0912	0931	1012	1031	1112	1131	1212	1231	1312	1331	1412	1431	1512	1531	1612	1631	1712	1731	1812	1831	1912	1931	2012	2031	2112	2131	2212
Earlsfield	a	0841e	0916	0942e	1016	1101e	1116	1141e	1216	1241e	1316	1335	1416	1435	1516	1535	1616	1635	1716	1735	1816	1835	1916	1935	2016	2035	2116	2135	2216
Clapham Junction	a	0845e	0920	0945e	1019	1048e	1119	1148e	1219	1245e	1319	1338	1419	1438	1519	1538	1619	1638	1719	1738	1819	1838	1919	1938	2019	2038	2119	2138	2219
Vauxhall	a	0850e	0925	0950e	1024	1053e	1124	1153e	1224	1250e	1324	1343	1424	1443	1524	1543	1624	1643	1724	1743	1824	1843	1924	1943	2024	2043	2124	2143	2224
London Waterloo	a	0857e	0932	0957e	1031	1100e	1131	1200e	1231	1256e	1329	1348	1429	1448	1529	1548	1629	1648	1729	1748	1829	1848	1929	1948	2029	2048	2129	2148	2229

Late night and weekend trains may be altered due to engineering works.  
Please check at [southwesternrailway.com](http://southwesternrailway.com) before travelling.

For guide to notes and symbols see end of timetable.



# South Western Railway



## Changing trains

Most journeys shown in this timetable are direct trains, shown in **bold type**. However, you may be able to make other journeys or reach your destination more quickly by changing trains. To help you find these alternative trains, we show them in *light italic type*. A letter against the time will show where you need to change trains – please check the ‘Notes’ section for an explanation of these letters.

Please allow plenty of time to change trains. At most stations you will need to allow at least five minutes. You will need longer at some stations, and this is shown in the ‘Station information’ table in this timetable. For example ⑩ means you should allow 10 minutes to change trains at this station.







**SUNDAY**

**London Waterloo (via Effingham Junction) to Guildford**




		A		A		A		A		A		A		A		A		A		A		A		A		A			
London Waterloo	d	0657b	0718e	0757b	<b>0832</b>	0857b	<b>0932</b>	0957b	<b>1032</b>	1057b	<b>1132</b>	1157b	<b>1232</b>	1257b	<b>1332</b>	<b>1406</b>	<b>1432</b>	<b>1506</b>	<b>1532</b>	<b>1606</b>	<b>1632</b>	<b>1706</b>	<b>1732</b>	<b>1806</b>	<b>1832</b>	<b>1906</b>	<b>1932</b>	<b>2006</b>	<b>2032</b>
Vauxhall	d	0701b	0722e	0801b	<b>0836</b>	0901b	<b>0936</b>	1001b	<b>1036</b>	1101b	<b>1136</b>	1201b	<b>1236</b>	1301b	<b>1336</b>	<b>1410</b>	<b>1436</b>	<b>1510</b>	<b>1536</b>	<b>1610</b>	<b>1636</b>	<b>1710</b>	<b>1736</b>	<b>1810</b>	<b>1836</b>	<b>1910</b>	<b>1936</b>	<b>2010</b>	<b>2036</b>
Clapham Junction	d	0706b	0727e	0806b	<b>0841</b>	0906b	<b>0942</b>	1006b	<b>1042</b>	1106b	<b>1141</b>	1206b	<b>1242</b>	1306b	<b>1341</b>	<b>1415</b>	<b>1441</b>	<b>1515</b>	<b>1541</b>	<b>1615</b>	<b>1641</b>	<b>1715</b>	<b>1741</b>	<b>1815</b>	<b>1841</b>	<b>1915</b>	<b>1941</b>	<b>2015</b>	<b>2041</b>
Earlsfield	d	0709b	0730e	0809b	<b>0844</b>	0909b	<b>0946</b>	1009b		1109b	<b>1145</b>	1209b	<b>1245</b>	1309b	<b>1344</b>	<b>1418</b>	<b>1444</b>	<b>1518</b>	<b>1544</b>	<b>1618</b>	<b>1644</b>	<b>1718</b>	<b>1744</b>	<b>1818</b>	<b>1844</b>	<b>1918</b>	<b>1944</b>	<b>2018</b>	<b>2044</b>
Wimbledon	d	<b>0716</b>	<b>0748</b>	<b>0802</b>	<b>0848</b>	<b>0914</b>	<b>0950</b>	<b>1014</b>	<b>1049</b>	<b>1114</b>	<b>1149</b>	<b>1214</b>	<b>1249</b>	<b>1314</b>	<b>1348</b>	<b>1422</b>	<b>1448</b>	<b>1522</b>	<b>1548</b>	<b>1622</b>	<b>1648</b>	<b>1722</b>	<b>1748</b>	<b>1822</b>	<b>1848</b>	<b>1922</b>	<b>1948</b>	<b>2022</b>	<b>2048</b>
Raynes Park	d		<b>0752</b>	<b>0805</b>	<b>0852</b>		<b>0953</b>		<b>1053</b>		<b>1152</b>		<b>1252</b>		<b>1352</b>		<b>1452</b>		<b>1552</b>		<b>1652</b>		<b>1752</b>		<b>1852</b>		<b>1952</b>		<b>2052</b>
Surbiton	d	<b>0732</b>		<b>0832</b>		<b>0932</b>		<b>1032</b>		<b>1132</b>		<b>1232</b>		<b>1332</b>		<b>1432</b>		<b>1532</b>		<b>1632</b>		<b>1732</b>		<b>1832</b>		<b>1932</b>		<b>2032</b>	
<b>Hinchley Wood</b>	d	<b>0736</b>		<b>0836</b>		<b>0936</b>		<b>1036</b>		<b>1136</b>		<b>1236</b>		<b>1336</b>		<b>1436</b>		<b>1536</b>		<b>1636</b>		<b>1736</b>		<b>1836</b>		<b>1936</b>		<b>2036</b>	
<b>Claygate</b>	d	<b>0739</b>		<b>0839</b>		<b>0939</b>		<b>1039</b>		<b>1139</b>		<b>1239</b>		<b>1339</b>		<b>1439</b>		<b>1539</b>		<b>1639</b>		<b>1739</b>		<b>1839</b>		<b>1939</b>		<b>2039</b>	
<b>Oxshott</b>	d	<b>0742</b>		<b>0842</b>		<b>0942</b>		<b>1042</b>		<b>1142</b>		<b>1242</b>		<b>1342</b>		<b>1442</b>		<b>1542</b>		<b>1642</b>		<b>1742</b>		<b>1842</b>		<b>1942</b>		<b>2042</b>	
<b>Cobham &amp; Stoke D'Abernon</b>	d	<b>0746</b>		<b>0846</b>		<b>0946</b>		<b>1046</b>		<b>1146</b>		<b>1246</b>		<b>1346</b>		<b>1446</b>		<b>1546</b>		<b>1646</b>		<b>1746</b>		<b>1846</b>		<b>1946</b>		<b>2046</b>	
<b>Effingham Junction</b>	d	<b>0750</b>	<b>0826</b>	<b>0850</b>	<b>0926</b>	<b>0950</b>	<b>1026</b>	<b>1050</b>	<b>1126</b>	<b>1150</b>	<b>1226</b>	<b>1250</b>	<b>1326</b>	<b>1350</b>	<b>1426</b>	<b>1450</b>	<b>1526</b>	<b>1550</b>	<b>1626</b>	<b>1650</b>	<b>1726</b>	<b>1750</b>	<b>1826</b>	<b>1850</b>	<b>1926</b>	<b>1950</b>	<b>2026</b>	<b>2050</b>	<b>2126</b>
<b>Horsley</b>	d	<b>0753</b>	<b>0829</b>	<b>0853</b>	<b>0928</b>	<b>0953</b>	<b>1028</b>	<b>1053</b>	<b>1128</b>	<b>1153</b>	<b>1228</b>	<b>1253</b>	<b>1328</b>	<b>1353</b>	<b>1428</b>	<b>1453</b>	<b>1528</b>	<b>1553</b>	<b>1628</b>	<b>1653</b>	<b>1728</b>	<b>1753</b>	<b>1828</b>	<b>1853</b>	<b>1928</b>	<b>1953</b>	<b>2028</b>	<b>2053</b>	<b>2128</b>
<b>Clandon</b>	d	<b>0758</b>	<b>0834</b>	<b>0858</b>	<b>0933</b>	<b>0958</b>	<b>1033</b>	<b>1058</b>	<b>1133</b>	<b>1158</b>	<b>1233</b>	<b>1258</b>	<b>1333</b>	<b>1358</b>	<b>1433</b>	<b>1458</b>	<b>1533</b>	<b>1558</b>	<b>1633</b>	<b>1658</b>	<b>1733</b>	<b>1758</b>	<b>1833</b>	<b>1858</b>	<b>1933</b>	<b>1958</b>	<b>2033</b>	<b>2058</b>	<b>2133</b>
<b>London Road (Guildford)</b>	d	<b>0803</b>	<b>0839</b>	<b>0903</b>	<b>0938</b>	<b>1003</b>	<b>1038</b>	<b>1103</b>	<b>1138</b>	<b>1203</b>	<b>1238</b>	<b>1303</b>	<b>1338</b>	<b>1403</b>	<b>1438</b>	<b>1503</b>	<b>1538</b>	<b>1603</b>	<b>1638</b>	<b>1703</b>	<b>1738</b>	<b>1803</b>	<b>1838</b>	<b>1903</b>	<b>1938</b>	<b>2003</b>	<b>2038</b>	<b>2103</b>	<b>2138</b>
Guildford	a	<b>0807</b>	<b>0843</b>	<b>0907</b>	<b>0942</b>	<b>1007</b>	<b>1042</b>	<b>1107</b>	<b>1142</b>	<b>1207</b>	<b>1242</b>	<b>1307</b>	<b>1342</b>	<b>1407</b>	<b>1442</b>	<b>1507</b>	<b>1542</b>	<b>1607</b>	<b>1642</b>	<b>1707</b>	<b>1742</b>	<b>1807</b>	<b>1842</b>	<b>1907</b>	<b>1942</b>	<b>2007</b>	<b>2042</b>	<b>2107</b>	<b>2142</b>

Late night and weekend trains may be altered due to engineering works.  
Please check at [southwesternrailway.com](http://southwesternrailway.com) before travelling.

For guide to notes and symbols see end of timetable.



## GUIDE TO NOTES AND SYMBOLS

- a Arrival time.
- b Change at Surbiton.
- d Departure time.
- e Change at Wimbledon.
- A** Service runs via Epsom (see timetable 5).
- FX** Service does not run on Friday.
- FO** Service runs on Friday only.
- SO** Service runs on Saturday morning only.
-  Car Park.
-  Interchange for London Underground services. Visit [tfl.gov.uk](http://tfl.gov.uk) for details.
-  Interchange for London Trams service to Croydon. Visit [tfl.gov.uk](http://tfl.gov.uk) for details.
- Ⓢ Minimum connection time where different from the standard five minutes.
- #6** Refers to the timetable number which shows faster services to and from Clapham Junction and London Waterloo.

All services in this timetable are operated by South Western Railway.

- ★ Passengers travelling with cycles may not join or leave services at stations with train times shown in blue.

### Cycles on trains - Monday to Friday

At peak times the following restrictions apply in the area bounded by Reading, Hook, Alton, Guildford and Dorking.














Passengers travelling with cycles may not join or leave services timed to arrive at London Waterloo between 0715 and 1000 inclusive or timed to depart from London Waterloo between 1645 and 1900 inclusive.

### Travelling after midnight?

Trains which run after midnight are shown at the end of the day.

## STATION INFORMATION

See notes for explanation of symbols.

<b>Guildford</b>		<b>#6</b>	
<b>London Road (Guildford)</b>			
<b>Clandon</b>			
<b>Horsley</b>			
<b>Effingham Junction</b>			Ⓢ
<b>Cobham &amp; Stoke D'Abernon</b>			
<b>Oxshott</b>			
<b>Claygate</b>			
<b>Hinchley Wood</b>			
<b>Surbiton</b>			Ⓢ
<b>Raynes Park</b>			Ⓢ
<b>Wimbledon</b>			Ⓢ
<b>Earlsfield</b>			
<b>Clapham Junction</b>			Ⓢ
<b>Vauxhall</b>			
<b>London Waterloo</b>			Ⓢ

Visit us at [southwesternrailway.com](https://southwesternrailway.com)

- Buying tickets online
- Live train information
- Train times
- Special offers and days out
- Plan your journey
- Latest news

Customer Service Centre

**0345 6000 650**

Our UK based team are available 7 days a week from 6am to 10pm for:

- Comments and suggestions

Assisted Travel

**0800 5282 100**

**Text relay 18001 0800 5282 100**

A freephone service open 24 hours for older and disabled customers.

We recommend booking assistance **4 hours in advance**.

National Rail Enquiries

**03457 48 49 50**

Train times, fares and rail information.

Free travel alerts

[southwesternrailway.com/alerts](https://southwesternrailway.com/alerts)

Keeping our registered customers up-to-date with their service running information, delays and alterations.

Twitter [@SW\\_Help](https://twitter.com/SW_Help)

Follow South Western Railway on Twitter and be the first to know what's happening on our network.

Facebook [Facebook.com/SWRailway](https://Facebook.com/SWRailway)

Providing South Western Railway network information and details of our latest offers.

First MTR South Western Trains Limited (trading as South Western Railway) accepts no liability for any inaccuracy in the information contained in this timetable which is subject to alteration.

First MTR South Western Trains Limited. Registered in England and Wales 07900320.

Registered office: 8th Floor, The Point, 37 North Wharf Road, London W2 1AF.

A First and MTR company.

**South Western**  
 **Railway**

PTT11 1221



Please Recycle