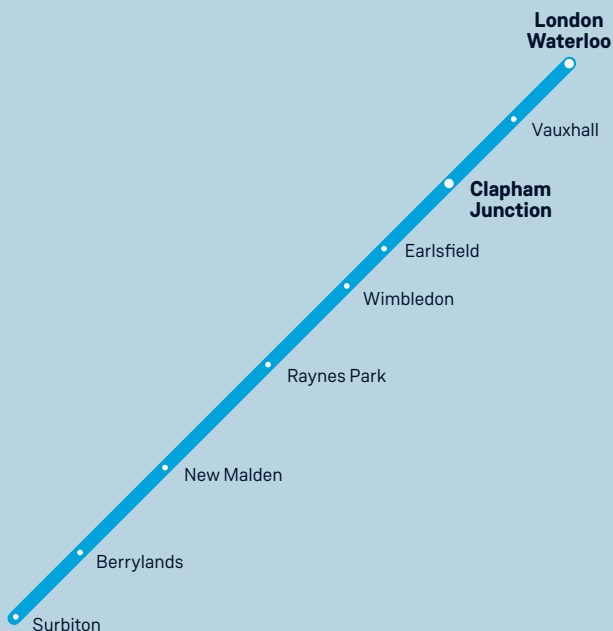


8 Surbiton and Wimbledon to London Waterloo



Train times

12 December 2021 to 14 May 2022

South Western
 Railway

Your timetable

This timetable shows the full service between **Surbiton, Berrylands, New Malden, Raynes Park, Wimbledon, Earlsfield and London Waterloo.**

Buy a ticket before you board

You need to buy a valid ticket before you get on your train. We know that most of our passengers do this before travelling, and we have a duty to those passengers to make sure no-one travels without paying. This is why we run a penalty fares scheme across most of our network.

If you travel without a valid ticket to or from a station within the penalty fares area, you may have to pay a penalty fare of £20 or twice the single fare to the next station your train stops at (whichever is higher). You will also have to buy a ticket for the rest of your journey.

We have a policy to, wherever possible, prosecute everyone who deliberately avoids paying.

Travel with Confidence

If you are travelling with us, please continue to follow the Government's advice by maintaining social distancing, where possible, and wearing a face covering at our stations and on our trains, unless exempt.

For more information about how we're keeping you safe, and how you can protect yourself and others when travelling visit: **[southwesternrailway.com/coronavirus](https://www.southwesternrailway.com/coronavirus)**

Changes to train times

Network Rail need to do engineering work to maintain and improve the rail network. They do a lot of this work at weekends and during holiday periods, but they also need to do some work overnight during the week.

If we need to close rail lines so Network Rail can carry out work, buses will replace train services. We may also have to alter train services over a wider area.

Please check for any changes to train times before travelling at weekends, late in the evening or early in the morning.

Look for the 'Changes to train times' posters at stations, or visit our website at **[southwesternrailway.com](https://www.southwesternrailway.com)**.

Automated Delay Repay

We have introduced a new Automated Delay Repay (ADR) system that drastically cuts the time it takes to claim and receive compensation if your train is late.

ADR works for all customers who have bought Advance tickets or a Touch Smartcard season ticket from our website.

If you have a Touch Smartcard season ticket, you will need to touch in and out at the beginning and end of your journey, sign up for a Delay Repay account at

delayrepay.southwesternrailway.com and select 'Auto Delay Repay'. (The email addresses you use for 'My Account' and 'Delay Repay' must match.)

To find out more about Automated Delay Repay, visit:

southwesternrailway.com/contact-and-help/refunds-and-compensation/delay-repay/automated-delay-repay.

No-smoking policy

For the comfort of all our customers, smoking and using e-cigarettes is not allowed on any part of our trains or stations.

You can smoke outside the station entrance or in our car parks.

Cycles on trains

The services in this timetable have limited room for cycles, so we have had to apply some restrictions. The ★ symbol, with train times printed in **blue**, shows which trains have restrictions. These restrictions are explained in the 'Guide to notes and symbols' section.

We will carry folding cycles on any train, as long as they can be folded small enough to be carried safely in the luggage rack. Cycles are not allowed on buses that replace trains during engineering work.



MONDAY TO FRIDAY

Surbiton and Wimbledon to London Waterloo (Complete service)

Notes			□											□	□				★	★	★	★	★	★	★	★	□	★		
Surbiton	d	0454		0540				0556	0602	0611				0628		0635	0631	0641												
Berrylands	d								0604								0634													
New Malden	d		0510			0554			0607			0625					0637		0640											
Raynes Park	d		0513		0549	0557			0610		0619	0628		0635			0640	0643		0649	0654	0658				0704	0709	0712		
Wimbledon	d	0503	0517	0549	0553	0601	0609	0614	0620	0623	0632	0635	0639		0644	0647	0647	0650	0653	0658	0702	0705			0708	0713	0716	0719		0724
Earlsfield	d		0521		0558	0605	0612	0617	0624	0627	0635	0639	0642		0648		0651	0654	0657	0702	0706	0709			0712	0717	0720	0723		0732
Clapham Junction	a	0509	0525	0600	0601	0608	0616	0621	0627	0630	0639	0642	0646	0648	0651	0654	0654	0657	0700	0705	0709	0712			0715	0720	0723	0726		0735
Vauxhall	a		0530	0607	0606	0613	0621	0626	0632	0635	0644	0647	0651		0656		0659	0702	0705	0710	0714	0717			0720	0725	0728	0731		0740
London Waterloo	a	0518	0535	0612	0613	0620	0626	0632	0637	0640	0649	0652	0656	0656	0703	0704	0706	0709	0712	0718	0721	0724	0726	0727	0733	0735	0739	0743	0747	

Notes	★	★	★	★	★	★	★	□	★	★	★	★	★	□	★	□	★	★	★	★	★	★	★	★	★	★	★	★	★				
Surbiton	d			0731		0741			0757				0801		0818	0811			0826							0831		0848	0841		0857		0901
Berrylands	d			0733		0741			0757				0803		0818	0811			0826							0833		0848	0841		0857		0903
New Malden	d	0725		0737	0740	0745			0755		0758	0804	0810	0810	0815				0825							0836	0840			0855		0906	
Raynes Park	d	0728	0735	0740	0743		0750	0754	0758	0804	0810	0813			0820		0824	0828	0834	0840	0843					0850	0854	0858		0904	0910		
Wimbledon	d	0732	0739	0744	0747	0750	0754	0758	0802	0808	0814	0817			0820	0824	0828	0832	0838	0844	0847					0850	0854	0902	0905	0908	0914		
Earlsfield	d	0736	0743	0748	0751	0754	0758	0802	0806	0812	0818	0821			0824	0828	0832	0836	0842	0848	0851					0854	0858	0906	0909	0912	0918		
Clapham Junction	a	0739	0746	0751	0754	0758	0801	0805	0809	0815	0821	0824			0828	0831		0835	0839	0845	0851	0854				0858	0901	0909	0912	0915	0921		
Vauxhall	a	0744	0751	0756	0759	0803	0806	0810	0814	0820	0826	0829			0833	0836		0840	0844	0850	0856	0859				0903	0906	0914	0917	0920	0926		
London Waterloo	a	0751	0758	0804	0806	0810	0813	0818	0820	0821	0827	0834	0836	0836	0841	0843	0844	0848	0851	0857	0904	0906	0906	0910	0913	0921	0924	0927	0933				

Notes	★	□	★	★	★	★	★	□	★		□				□			□									□							
Surbiton	d		0917	0911			0927		0938	0931		0946	0941			0957		1008	1002								1016	1011		1027		1038	1032	
Berrylands	d						0927		0938	0933		0946	0941			0957		1008	1004												1038	1034		
New Malden	d	0910				0925			0936	0940						0955			1007	1010											1037	1040		
Raynes Park	d	0913			0919	0928		0934	0940	0943				0949	0958		1004		1010	1013											1040	1043		
Wimbledon	d	0917		0920	0923	0932	0935	0938	0944	0947		0950	0953	1002	1005	1008			1010	1013							1019	1023	1032	1035	1038		1044	1047
Earlsfield	d	0921		0924	0927	0936	0939	0942	0947	0950		0954	0957	1005	1008	1012			1017	1024							1024	1027	1036	1039	1042		1047	
Clapham Junction	a	0924		0927	0930	0939	0942	0945	0950	0954		0957	1000	1009	1012	1015			1021	1024						1027	1030	1039	1042	1045	1049	1051	1054	
Vauxhall	a	0929		0932	0935	0944	0947	0950	0956	0959		1002	1005	1014	1017	1020			1026	1029						1032	1035	1044	1047	1050		1056	1059	
London Waterloo	a	0936	0936	0939	0942	0951	0954	0957	0959	1002	1004	1004	1007	1012	1019	1022	1025	1029	1031	1034	1036	1037	1040	1049	1052	1055	1059	1101	1104					

Late night and weekend trains may be altered due to engineering works. Please check at southwesternrailway.com before travelling.

★ Passengers travelling with cycles may not join or leave services at stations with train times shown in blue. For guide to all other notes and symbols see end of timetable.

MONDAY TO FRIDAY
Surbiton and Wimbledon to London Waterloo (Complete service)

Notes	□					□			□					□			□			□									
Surbiton	d	1046	1041			1057		1108	1102		1116	1111			1127		1138	1132		1146	1141			1157		1208	1202		1211
Berrylands	d								1104									1134									1204		1211
New Malden	d				1055				1107	1110				1125				1137	1140				1155			1207	1210		
Raynes Park	d			1049	1058		1104		1110	1113			1119	1128		1134		1140	1143			1150	1158		1204	1210	1213		
Wimbledon	d		1050	1053	1102	1105	1108		1114	1117		1120	1123	1132	1135	1138		1144	1147		1150	1154	1202	1205	1208		1214	1216	1220
Earlsfield	d		1054	1057	1105	1108	1112		1117			1124	1127	1135	1138	1142		1147		1154	1158	1205	1208	1212		1217		1224	
Clapham Junction	a	1057	1057	1100	1109	1112	1115	1121	1121	1124		1127	1130	1139	1142	1145	1149	1151	1154	1157	1157	1201	1209	1212	1215	1219	1221	1224	1227
Vauxhall	a		1102	1105	1114	1117	1120		1126	1129		1132	1135	1144	1147	1150		1156	1159		1202	1206	1214	1217	1220		1226	1229	1232
London Waterloo	a	1105	1107	1110	1119	1122	1126	1129	1131	1134	1136	1137	1140	1149	1152	1155	1158	1201	1204	1206	1207	1211	1219	1222	1225	1228	1231	1234	1237

Notes	□					□			□					□			□			□						□			□	
Surbiton	d	1216				1227		1238	1232		1246	1241			1257		1308	1302		1311	1316			1327		1338	1332		1341	1346
Berrylands	d								1234						1257			1304						1327			1334		1341	1346
New Malden	d			1225					1237	1240				1255				1307	1310					1325			1337	1340		
Raynes Park	d		1219	1228		1235		1240	1243			1249	1258		1304		1310	1313			1319	1328		1334			1340	1343		
Wimbledon	d		1223	1232	1235	1239		1244	1247		1250	1253	1302	1305	1308		1314	1317	1320		1323	1332	1335	1338		1344	1347	1350		
Earlsfield	d		1227	1235	1239	1243		1247			1254	1257	1305	1308	1312		1317		1324		1327	1335	1338	1342		1347		1354		
Clapham Junction	a		1230	1239	1242	1246	1249	1251	1254	1257	1257	1300	1309	1312	1315	1319	1321	1324	1327		1330	1339	1342	1345	1349	1351	1354	1357	1357	
Vauxhall	a		1235	1244	1247	1251	1256	1259			1302	1305	1314	1317	1320		1326	1329	1332		1335	1344	1347	1350		1356	1359	1402		
London Waterloo	a	1238	1240	1249	1252	1256	1258	1301	1304	1305	1307	1310	1319	1322	1325	1328	1331	1334	1337	1339	1340	1349	1352	1355	1358	1401	1404	1407	1408	

Notes					□			□						□			□									□			□	
Surbiton	d			1357		1408	1402		1416	1411			1427		1438	1432		1446	1441			1457		1508	1502		1511		1516	
Berrylands	d						1405						1427			1434						1457			1504				1516	
New Malden	d		1355				1408	1410				1425				1437	1440				1455				1507	1510				
Raynes Park	d	1349	1358		1404		1410	1413			1419	1428		1434		1440	1443			1449	1458		1504		1510	1513		1519		
Wimbledon	d	1353	1402	1405	1408		1414	1417		1420	1423	1432	1435	1438		1444	1447		1450	1453	1502	1505	1508		1514	1517	1520	1523		
Earlsfield	d	1357	1405	1408	1412		1418		1424	1427	1435	1438	1442		1447			1454	1457	1505	1508	1512		1517		1524	1527			
Clapham Junction	a	1400	1409	1412	1415	1419	1421	1424		1427	1430	1439	1442	1445	1449	1451	1454	1457	1457	1500	1509	1512	1515	1519	1521	1524	1527	1530		
Vauxhall	a	1405	1414	1417	1420		1426	1429		1432	1435	1444	1447	1450		1456	1459		1502	1505	1514	1517	1520		1526	1529	1532	1535		
London Waterloo	a	1410	1419	1422	1425	1428	1431	1434	1436	1437	1440	1449	1452	1455	1459	1501	1504	1506	1507	1510	1519	1522	1525	1529	1531	1534	1537	1540	1541	

Late night and weekend trains may be altered due to engineering works.

Please check at southwesternrailway.com before travelling.

For guide to notes and symbols see end of timetable.

MONDAY TO FRIDAY

Surbiton and Wimbledon to London Waterloo (Complete service)

Notes	□			□					□										□				□						
Surbiton	d	2008	2002		2016	2011			2026		2038	2032		2041			2057		2102		2111	2116			2127		2138	2132	
Berrylands	d		2004									2034						2104									2134		
New Malden	d		2007	2010			2025	2028			2034	2037	2040		2055			2107	2110					2125			2137	2140	
Raynes Park	d		2010	2013			2025	2028		2034	2040	2043		2049	2058		2104	2110	2113			2119	2128		2134		2140	2143	
Wimbledon	d		2014	2017		2023	2029	2032	2035	2038		2044	2047	2050	2053	2102	2105	2108	2114	2117	2120		2123	2132	2135	2138		2144	2147
Earlsfield	d		2017			2026	2033	2035	2039	2042		2047		2054	2057	2105	2109	2112	2117		2124		2127	2135	2138	2142		2147	
Clapham Junction	a	2019	2021	2024		2030	2036	2038	2041	2045	2049	2051	2054	2057	2100	2109	2112	2115	2121	2124	2127		2130	2139	2142	2145	2150	2151	2154
Vauxhall	a		2026	2029		2035	2041	2043	2046	2050		2056	2059	2102	2105	2114	2117	2120	2126	2129		2132		2135	2144	2147	2150	2156	2159
London Waterloo	a	2028	2031	2034	2039	2040	2046	2049	2052	2057	2058	2102	2104	2107	2110	2119	2122	2125	2131	2134	2137	2139	2140	2149	2152	2155	2158	2201	2204

Notes								□																				FX	FO	
Surbiton	d	2141			2157			2202		2217	2211			2227		2238	2232		2241			2257		2302	2316		2311			
Berrylands	d						2204							2227		2238	2234		2241			2257		2304	2316		2311			
New Malden	d			2155			2207	2210				2225				2237	2240				2255		2307		2310				2325	
Raynes Park	d		2149	2158		2204	2210	2213			2219	2228		2234		2240	2243		2253	2258		2304	2310		2313		2323	2323	2328	
Wimbledon	d	2151	2154	2202	2205	2208	2214	2217		2220	2223	2232	2235	2238		2244	2247	2250	2257	2302	2305	2308	2314		2317	2320	2327a	2327	2332	
Earlsfield	d	2155	2158	2205	2208	2212	2217		2224	2227	2235	2238	2242		2247		2254	2301	2305	2308	2311	2317				2324		2331	2336	
Clapham Junction	a	2158	2201	2209	2212	2215	2221	2224		2227	2230	2239	2242	2245	2249	2250	2253	2257	2304	2309	2312	2315	2321		2323	2327		2334	2339	
Vauxhall	a	2203	2206	2214	2217	2220	2226	2229		2232	2235	2244	2247	2250		2255	2258	2302	2309	2314	2317	2320	2326		2328	2335		2339	2344	
London Waterloo	a	2208	2211	2219	2224	2226	2232	2234	2234	2239	2240	2249	2253	2255	2259	2303	2306	2311	2316	2319	2326	2328	2332	2335	2336	2340		2344	2350	

Notes		FX	□ FX	FO		□ FO	□ FO	FO	FO	FX	FX			SO	□ SX	□ SX	SO	SO	□ SO	□ SO		SO	SO	SO						
Surbiton	d	2327		2338		2332	2338	2342		2341		2341			0001	0008		0011	0008	0014	0012									
Berrylands	d					2334		2342		2343		2343									0014									
New Malden	d					2337			2341	2346	2340	2346	2355				0010				0017	0022								
Raynes Park	d		2334		2334	2340			2343	2349	2343	2349	2356	2358	0006		0011				0020	0024	0034	0042						
Wimbledon	d	2335	2340		2340	2344a			2350	2353	2349	2353	2359a	0006	0010	0011	0017	0016	0019	0016	0022	0024a	0028	0038a	0046a					
Earlsfield	d	2339	2344		2344					2356		2356		0009	0013		0020	0023		0026		0032								
Clapham Junction	a	2343	2347	2350	2347		2350	2354	2357	2359	0001	2359		0013	0017	0017	0022	0023	0026	0022		0029				0035				
Vauxhall	a	2348	2352		2352				0002	0005	0007	0005		0018	0022	0024	0028	0031		0034		0040								
London Waterloo	a	2354	2359	2359	0002		0002	0004	0007	0010	0012	0013		0024	0027	0030	0031	0033	0036	0037	0042		0046							

Late night and weekend trains may be altered due to engineering works.
Please check at southwesternrailway.com before travelling.

For guide to notes and symbols see end of timetable.

SATURDAY

Surbiton and Wimbledon to London Waterloo (Complete service)

Notes				□								□				□						□							
Surbiton	d	0454			0540		0556	0602		0626		0632		0646		0657		0708	0702		0716	0711		0727		0738	0732		
Berrylands	d							0604				0634							0704								0734		
New Malden	d		0510			0555		0607	0625			0637	0640		0655				0707	0710				0725			0737		
Raynes Park	d		0513	0549		0558		0610	0628		0634	0640	0643		0649	0658		0704	0710	0713			0719	0728		0734	0740		
Wimbledon	d	0502	0517	0553	0549	0602	0606	0614	0632	0635	0638	0644	0647		0653	0702	0705	0708		0714	0717		0720	0723	0732	0735	0738	0744	
Earlsfield	d		0521	0558		0605	0609	0617	0635	0638	0642	0647	0650		0657	0705	0708	0712		0717	0720		0724	0727	0735	0738	0742	0747	
Clapham Junction	a	0508	0525	0601	0600	0609	0613	0621	0639	0642	0645	0651	0654	0657	0700	0709	0712	0715	0718	0721	0724		0727	0730	0739	0742	0745	0749	0751
Vauxhall	a		0530	0606	0607	0614	0618	0626	0644	0647	0650	0656	0659		0705	0714	0717	0720		0726	0729		0732	0735	0744	0747	0750	0756	
London Waterloo	a	0518	0537	0611	0613	0619	0623	0632	0649	0654	0656	0702	0705	0709	0710	0719	0722	0725	0727	0731	0735	0735	0737	0740	0749	0752	0755	0759	0801

Notes			□									□																	
Surbiton	d		0747	0741			0757		0808	0802		0811		0816		0827		0838	0832		0841	0846			0857		0908	0902	
Berrylands	d									0804									0834								0904		
New Malden	d	0740				0755				0807	0810			0825					0837	0840				0855			0907	0910	
Raynes Park	d	0743			0749	0758		0804		0810	0813		0819	0828		0834			0840	0843			0849	0858		0904	0910	0913	
Wimbledon	d	0747		0750	0753	0802	0805	0808		0814	0817	0820	0823	0832	0835	0838			0844	0847	0850		0853	0902	0905	0908		0914	0917
Earlsfield	d	0750		0754	0757	0805	0808	0812		0817	0820	0824	0827	0835	0838	0842			0847	0850	0854		0857	0905	0908	0912		0917	0920
Clapham Junction	a	0754	0758	0757	0800	0809	0812	0815	0819	0821	0824	0827	0830		0839	0842	0845	0849	0851	0854	0857	0857	0900	0909	0912	0915	0919	0921	0924
Vauxhall	a	0759		0802	0805	0814	0817	0820		0826	0829	0832	0835		0844	0847	0850		0856	0859	0902		0905	0914	0917	0920		0926	0929
London Waterloo	a	0805	0806	0807	0810	0819	0822	0825	0828	0831	0835	0837	0840	0840	0849	0852	0855	0858	0901	0905	0907	0909	0910	0919	0922	0925	0928	0931	0935

Notes			□																											
Surbiton	d	0911	0916			0927		0938	0932		0941	0946		0957		1008	1002		1011	1016				1027		1038	1032		1046	
Berrylands	d								0934								1004										1034			
New Malden	d				0925				0937	0940				0955			1007	1010					1025				1037	1040		
Raynes Park	d			0919	0928		0934		0940	0943			0949	0958		1004			1010	1013			1019	1028		1034		1040	1043	
Wimbledon	d	0920		0923	0932	0935	0938		0944	0947	0950		0953	1002	1005	1008			1014	1017	1020		1023	1032	1035	1038		1044	1047	
Earlsfield	d	0924		0927	0935	0938	0942		0947	0950	0954		0957	1005	1008	1012			1017	1020	1024		1027	1035	1038	1042		1047	1050	
Clapham Junction	a	0927		0930	0939	0942	0945	0949	0951	0954	0957	0957	1000	1009	1012	1015	1019	1021	1024	1027			1030	1039	1042	1045	1049	1051	1054	1057
Vauxhall	a	0932		0935	0944	0947	0950		0956	0959	1002		1005	1014	1017	1020			1026	1029	1032		1035	1044	1047	1050		1056	1059	
London Waterloo	a	0937	0938	0940	0949	0952	0955	0958	1001	1005	1007	1008	1010	1019	1022	1025	1028	1031	1035	1037	1039	1040	1049	1052	1055	1058	1101	1105	1106	

Late night and weekend trains may be altered due to engineering works.

Please check at southwesternrailway.com before travelling.

For guide to notes and symbols see end of timetable.

SATURDAY

Surbiton and Wimbledon to London Waterloo (Complete service)

Notes					□				□					□					□					□					
Surbiton	d	1041			1057		1108	1102		1111	1116			1127		1138	1132		1141	1146			1157		1208	1202		1211	1216
Berrylands	d							1104						1127		1138	1134									1204			1216
New Malden	d			1055				1107	1110			1125					1137	1140				1155				1207	1210		
Raynes Park	d		1049	1058		1104		1110	1113			1119	1128		1134		1140	1143			1150	1158		1204		1210	1213		
Wimbledon	d	1050	1053	1102	1105	1108		1114	1117	1120		1123	1132	1135	1138		1144	1147	1150		1154	1202	1205	1208		1214	1217	1220	
Earlsfield	d	1054	1057	1105	1108	1112		1117	1120	1124		1127	1135	1138	1142		1147	1150	1154		1158	1205	1208	1212		1217	1220	1224	
Clapham Junction	a	1057	1100	1109	1112	1115	1119	1121	1124	1127		1130	1139	1142	1145	1149	1151	1154	1157	1157	1201	1209	1212	1215	1219	1221	1224	1227	
Vauxhall	a	1102	1105	1114	1117	1120		1126	1129	1132		1135	1144	1147	1150		1156	1159	1202		1206	1214	1217	1220		1226	1229	1232	
London Waterloo	a	1107	1110	1119	1122	1125	1128	1131	1135	1137	1138	1140	1149	1152	1155	1158	1201	1205	1207	1208	1211	1219	1222	1225	1228	1231	1235	1237	1238

Notes					□				□					□					□					□			□		
Surbiton	d			1227		1238	1232		1241	1246			1257		1308	1302		1311	1316			1327		1338	1332		1341	1346	
Berrylands	d						1234						1257		1308	1304						1327			1334				
New Malden	d		1225				1237	1240				1255				1307	1310								1337	1340			
Raynes Park	d	1219	1228		1234		1240	1243			1249	1258		1304		1310	1313		1319	1328		1334			1340	1343			1349
Wimbledon	d	1223	1232	1235	1238		1244	1247	1250		1253	1302	1305	1308		1314	1317	1320		1323	1332	1335	1338		1344	1347	1350		1353
Earlsfield	d	1227	1235	1238	1242		1247	1250	1254		1257	1305	1308	1312		1317	1320	1324		1327	1335	1338	1342		1347	1350	1354		1357
Clapham Junction	a	1230	1239	1242	1245	1249	1251	1254	1257	1257	1300	1309	1312	1315	1319	1321	1324	1327		1330	1339	1342	1345	1349	1351	1354	1357	1357	1400
Vauxhall	a	1235	1244	1247	1250		1256	1259	1302		1305	1314	1317	1320		1326	1329	1332		1335	1344	1347	1350		1356	1359	1402		1405
London Waterloo	a	1240	1250	1252	1255	1258	1301	1305	1307	1308	1310	1319	1323	1325	1329	1331	1335	1337	1339	1340	1349	1352	1355	1358	1401	1405	1407	1408	1410

Notes					□				□					□					□					□			□		
Surbiton	d		1357		1408	1402		1411	1416			1427		1438	1432		1441	1446			1457		1508	1502		1511	1516		
Berrylands	d					1404						1427		1438	1434									1504					
New Malden	d	1355				1407	1410				1425				1437	1440				1455				1507	1510				1525
Raynes Park	d	1358		1404		1410	1413			1419	1428		1434		1440	1443			1449	1458		1505		1510	1513			1519	1528
Wimbledon	d	1402	1405	1408		1414	1417	1420		1423	1432	1435	1438		1444	1447	1450		1453	1502	1505	1509		1514	1517	1520		1523	1532
Earlsfield	d	1405	1408	1412		1417	1420	1424		1427	1435	1438	1442		1447	1450	1454		1457	1505	1508	1512		1517	1520	1524		1527	1535
Clapham Junction	a	1409	1412	1415	1419	1421	1424	1427		1430	1439	1442	1445	1449	1451	1454	1457	1457	1500	1509	1512	1516	1519	1521	1524	1527		1530	1539
Vauxhall	a	1414	1417	1420		1426	1429	1432		1435	1444	1447	1450		1456	1459	1502		1505	1514	1517	1521		1526	1529	1532		1535	1544
London Waterloo	a	1419	1422	1425	1429	1431	1435	1437	1438	1440	1449	1452	1455	1458	1501	1505	1507	1508	1510	1519	1522	1526	1529	1531	1535	1537	1538	1540	1549

Late night and weekend trains may be altered due to engineering works.

Please check at southwesternrailway.com before travelling.

For guide to notes and symbols see end of timetable.

SUNDAY

Surbiton and Wimbledon to London Waterloo (Complete service)

Notes							□				□							□				□									
Surbiton	d		1413		1424	1430			1445	1443		1500			1510			1513		1524	1530			1545	1543		1600		1610		1613
Berrylands	d		1415						1445			1500			1510			1515			1530			1545	1545					1610	1615
New Malden	d	1410	1418					1440		1448					1510			1518						1540	1548					1610	1618
Raynes Park	d	1413	1421	1424			1438	1443		1451	1454		1508		1513	1521	1524						1538	1543	1551	1554		1608		1613	1621
Wimbledon	d	1417	1425	1428	1431	1438	1442	1447	1453	1455	1458	1508	1512	1517	1517	1525	1528	1531	1538	1541	1546	1550	1542	1547	1553	1555	1558	1608	1612	1617	1625
Earlsfield	d	1420	1428	1431	1435	1441	1446	1450		1458	1501	1511	1516		1520	1528	1531	1535	1541	1546	1550			1558	1601	1611	1616		1620	1628	
Clapham Junction	a	1424	1432	1435	1438	1445	1449	1454	1458	1502	1505	1515	1519	1523	1524	1532	1535	1538	1545	1549	1554	1558	1558	1602	1605	1615	1619	1623	1624	1632	
Vauxhall	a	1429	1437	1440	1443	1450	1454	1459		1507	1510	1520	1524		1529	1537	1540	1543	1550	1554	1559			1607	1610	1620	1624	1624	1629	1637	
London Waterloo	a	1434	1442	1445	1448	1455	1459	1504	1509	1512	1515	1525	1529	1534	1534	1542	1545	1548	1555	1559	1604	1609	1612	1615	1625	1625	1629	1634	1634	1642	

Notes						□				□								□													
Surbiton	d		1624	1630			1645	1643		1700		1710			1713		1724	1730				1745	1743		1800		1810		1813		1824
Berrylands	d						1645	1645		1700		1710			1715			1730					1745	1745					1815		1824
New Malden	d					1640		1648				1710	1718										1748	1748				1810	1818		
Raynes Park	d	1624			1638	1643		1651	1654		1708		1713	1721	1724			1738	1743			1751	1754		1808		1813	1821	1824		
Wimbledon	d	1628	1631	1638	1642	1647	1653	1655	1658	1708	1712	1717	1717	1725	1728	1731	1738	1742	1747	1753	1755	1758	1808	1812	1817	1817	1825	1828	1831	1831	1831
Earlsfield	d	1631	1635	1641	1646	1650		1658	1701	1711	1716		1720	1728	1731	1735	1741	1746	1750			1758	1801	1812	1816		1820	1828	1831	1835	
Clapham Junction	a	1635	1638	1645	1649	1654	1658	1702	1705	1715	1719	1723	1724	1732	1735	1738	1745	1749	1754	1758	1802	1805	1815	1819	1823	1824	1832	1835	1838	1838	
Vauxhall	a	1640	1643	1650	1654	1659		1707	1710	1720	1724		1729	1737	1740	1743	1750	1754	1759			1807	1810	1820	1824	1829	1837	1840	1843	1843	
London Waterloo	a	1645	1648	1655	1659	1704	1709	1712	1715	1725	1729	1734	1734	1742	1745	1748	1755	1759	1804	1809	1812	1815	1825	1829	1834	1834	1842	1845	1848	1848	

Notes				□				□										□													
Surbiton	d	1830			1846	1843		1900		1910		1913		1924	1930			1946	1943		2000		2010		2013		2024	2030			
Berrylands	d				1845			1900		1910		1915			1930				1945					2010	2015			2030			
New Malden	d			1840		1848				1910		1918					1940		1948					2010	2018						
Raynes Park	d		1838	1843		1851	1854		1908		1913	1921	1924		1938	1943			1951	1954		2008		2010	2013	2021	2024			2038	
Wimbledon	d	1838	1842	1847	1853	1855	1858	1908	1912	1917	1917	1925	1928	1931	1938	1942	1947	1953	1955	1958	2008	2012	2017	2017	2025	2028	2031	2038	2042		
Earlsfield	d	1841	1846	1850		1858	1901	1911	1916		1920	1928	1931	1935	1941	1946	1950		1958	2001	2011	2016		2020	2028	2031	2035	2041	2046		
Clapham Junction	a	1845	1849	1854	1859	1902	1905	1915	1919	1923	1924	1932	1935	1938	1945	1949	1954	1959	2002	2005	2015	2019	2023	2024	2032	2035	2038	2045	2049		
Vauxhall	a	1850	1854	1859		1907	1910	1920	1924		1929	1937	1940	1943	1950	1954	1959		2007	2010	2020	2024		2029	2037	2040	2043	2050	2054		
London Waterloo	a	1855	1859	1904	1911	1912	1915	1925	1929	1934	1934	1942	1945	1948	1955	2001	2004	2011	2012	2015	2025	2029	2034	2034	2042	2045	2048	2055	2101		

Late night and weekend trains may be altered due to engineering works.

Please check at southwesternrailway.com before travelling.

For guide to notes and symbols see end of timetable.

SUNDAY

Surbiton and Wimbledon to London Waterloo (Complete service)

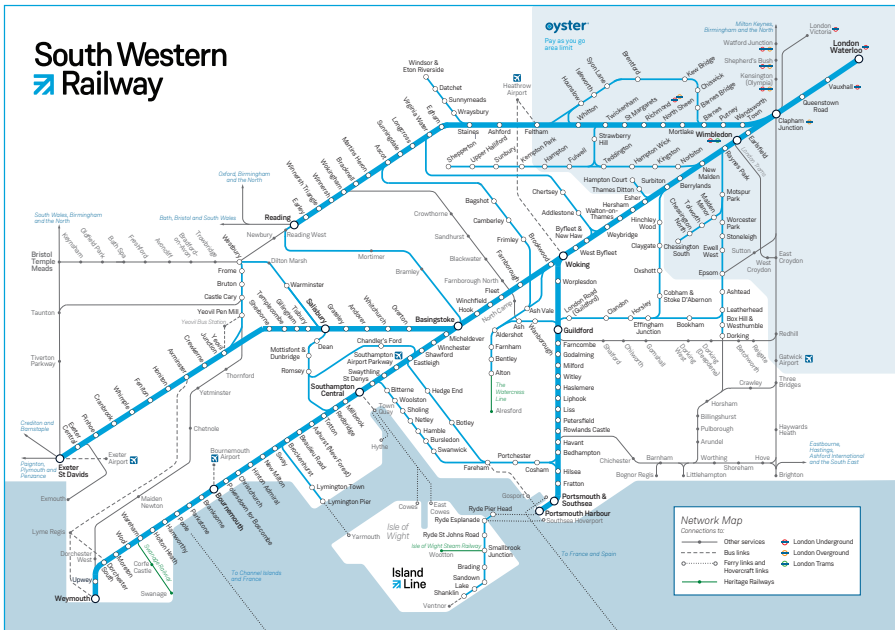
Notes		□				□								□									□							
Surbiton	d		2046	2043	2100		2110			2113			2124	2130			2146	2143	2200		2210		2213		2224	2230		2246	2300	
Berrylands	d			2045						2115							2145	2145				2215							2300	
New Malden	d	2040		2048			2110	2118						2140			2148	2148			2210	2218						2240		
Raynes Park	d	2043		2051		2108		2113	2121	2124			2138	2143			2151		2208		2213	2221	2224				2238	2243		2308
Wimbledon	d	2047	2053	2055	2108	2112	2117	2117	2125	2128	2131	2138	2142	2147	2153	2155	2208	2212	2217	2217	2225	2228	2231	2238	2242	2247	2253	2308	2312	
Earlsfield	d	2050		2058	2111	2116		2120	2128	2131	2135	2141	2146	2150		2158	2211	2216		2220	2228	2231	2235	2241	2246	2250		2311	2316	
Clapham Junction	a	2054	2059	2102	2115	2119	2123	2124	2132	2135	2138	2145	2149	2154	2159	2202	2215	2219	2223	2224	2232	2235	2238	2245	2249	2254	2259	2315	2319	
Vauxhall	a	2059		2107	2120	2124		2129	2137	2140	2143	2150	2154	2159		2207	2220	2224		2229	2237	2240	2243	2250	2254	2259		2320	2324	
London Waterloo	a	2104	2111	2113	2125	2129	2134	2136	2142	2145	2148	2155	2201	2205	2211	2214	2225	2229	2234	2236	2243	2245	2248	2255	2259	2306	2311	2325	2329	

Notes		□								□																			
Surbiton	d	2310			2313		2324	2330			2346																		
Berrylands	d				2315																								
New Malden	d		2310	2318								2340																	
Raynes Park	d		2313	2321	2324			2338	2343																				
Wimbledon	d	2317	2317	2325	2328	2331	2338	2342	2347	2354	2359a	0005a																	
Earlsfield	d		2320	2328	2331	2335	2341	2346	2350																				
Clapham Junction	a	2323	2324	2332	2335	2338	2345	2349	2354	0002																			
Vauxhall	a		2329	2337	2340	2343	2350	2354	2359																				
London Waterloo	a	2334	2336	2342	2346	2348	2355	2359	0005	0012																			

Late night and weekend trains may be altered due to engineering works.
Please check at southwesternrailway.com before travelling.

For guide to notes and symbols see end of timetable.

South Western Railway



Changing trains

Most journeys shown in this timetable are direct trains, shown in **bold type**. However, you may be able to make other journeys or reach your destination more quickly by changing trains. To help you find these alternative trains, we show them in *light italic type*. A letter against the time will show where you need to change trains – please check the ‘Notes’ section for an explanation of these letters.

Please allow plenty of time to change trains. At most stations you will need to allow at least five minutes. You will need longer at some stations, and this is shown in the ‘Station information’ table in this timetable. For example ⑩ means you should allow 10 minutes to change trains at this station.

MONDAY TO FRIDAY

London Waterloo to Wimbledon and Surbiton (Complete service)

Notes																													
London Waterloo	d	0508	0512	0520	0530		0540	0550			0600	0606	0609	0612	0616	0620	0624	0627	0633	0642	0636	0642	0647	0653	0650	0654	0657	0703	0712
Vauxhall	d	0512	0516	0524			0544	0554			0604	0610	0613	0616	0620	0624	0628	0631	0637		0640	0646	0651		0654	0658	0701	0707	
Clapham Junction	d	0517	0521	0529	0537u		0549	0559			0609	0615	0618	0621	0625	0629	0633	0636	0642	0649u	0645	0651	0656	0700u	0659	0703	0706	0712	0720u
Earlsfield	d		0524	0532			0552	0602			0612	0618	0621	0624	0628	0632	0636	0639	0645		0648		0659		0702	0706	0709	0715	
Wimbledon	d	0523	0528	0536	0543a	0549	0556	0606	0609	0612	0617	0622	0625	0628	0633	0636	0640	0643	0649		0652	0658	0703		0706	0710	0713	0719	
Raynes Park	d		0531				0559a		0612a	0615		0625	0628a	0631	0636a		0643a	0646			0655	0701	0706a			0713a	0716		
New Malden	d		0534a							0618a		0628		0634a			0649a				0658	0704a					0719a		
Berrylands	d											0630									0700								
Surbiton	a	0530		0543		0556		0613			0625	0634				0644			0656	0659	0704			0710	0713			0727	0730

Notes																													
London Waterloo	d	0706	0709	0712	0717	0723	0720	0724	0727	0733	0742	0736	0742	0747	0753	0750	0754	0757	0803	0812	0806	0812	0817	0824	0820	0824	0827	0833	0842
Vauxhall	d	0710	0713	0716	0721		0724	0728	0731	0737		0740	0746	0751		0754	0758	0801	0807		0810	0816	0821		0824	0828	0831	0837	
Clapham Junction	d	0715	0718	0721	0726	0730u	0729	0733	0736	0742		0745	0751	0756	0800u	0759	0803	0806	0812	0819u	0815	0821	0826		0829	0833	0836	0842	
Earlsfield	d	0718	0721		0729		0732	0736	0739	0745		0748		0759		0802	0806	0809	0815		0818		0829		0832	0836	0839	0845	
Wimbledon	d	0722	0725	0728	0733		0736	0740	0743	0749		0752	0758	0803		0806	0810	0813	0819		0822	0828	0833		0836	0840	0843	0849	
Raynes Park	d	0725	0728a	0731	0736a			0743a	0746			0755	0801	0806a			0813a	0816			0825	0831	0836a			0843a	0846		
New Malden	d	0728		0734a					0749a			0758	0804a				0819a				0828	0834a					0849a		
Berrylands	d	0730										0800									0830								
Surbiton	a	0734				0740	0743			0756	0759	0804			0810	0813			0826	0829	0834			0840	0843			0856	0859

Notes																													
London Waterloo	d	0836	0842	0847	0853	0850	0854	0857	0903	0912	0906	0912	0917	0924	0920	0924	0927	0933	0942	0936	0942	0947	0953	0950	0954	0958	1003	1012	1006
Vauxhall	d	0840	0846	0851		0854	0858	0901	0907		0910	0916	0921		0924	0928	0931	0937		0940	0946	0951		0954	0958	1003	1007	1019	1010
Clapham Junction	d	0845	0851	0856	0900u	0859	0903	0906	0912	0919u	0915	0921	0926		0929	0933	0936	0942		0945	0951	0956	1000u	0959	1003	1008	1012	1019u	1015
Earlsfield	d	0848		0859		0902	0906	0909	0915		0918		0929		0932	0936	0939	0945		0948		0959		1002	1006	1012	1015		1018
Wimbledon	d	0852	0858	0903		0906	0910	0913	0919		0922	0928	0933		0936	0940	0943	0949		0952	0958	1003		1006	1010	1017	1020		1023
Raynes Park	d	0855	0901	0906a			0913a	0916			0925	0931	0936a			0943a	0946			0955	1001	1006a			1013a	1019			1026
New Malden	d	0858	0904a					0919a			0928	0934a					0949a			0958	1004a					1021a			1028
Berrylands	d	0900									0930										1000								1031
Surbiton	a	0904			0910	0913			0926	0929	0934			0939	0943			0956	0959	1004			1011	1013			1026	1029	1034

Late night and weekend trains may be altered due to engineering works.
Please check at southwesternrailway.com before travelling.

For guide to notes and symbols see end of timetable.

MONDAY TO FRIDAY

London Waterloo to Wimbledon and Surbiton (Complete service)

Notes			□				□				□					□				□					□				
London Waterloo	d	1012	1017	1023	1020	1024	1027	1033	1042	1036	1042	1047	1053	1050	1054	1057	1103	1112	1106	1112	1117	1123	1120	1124	1127	1133	1142	1136	1142
Vauxhall	d	1016	1021		1024	1028	1031	1037		1040	1046	1051		1054	1058	1101	1107	1110	1116	1121	1124	1128	1131	1137			1140	1146	
Clapham Junction	d	1021	1026	1030u	1029	1033	1036	1042		1045	1051	1056	1100u	1059	1103	1106	1112	1115	1121	1126	1130u	1129	1133	1136	1142		1145	1151	
Earlsfield	d		1029		1032	1036	1039	1045		1048		1059		1102	1106	1109	1115	1118		1129		1132	1136	1139	1145		1148		
Wimbledon	d	1028	1033		1036	1040	1043	1049		1052	1058	1103		1106	1110	1113	1119		1122	1128	1133		1136	1140	1143	1150		1153	1158
Raynes Park	d	1031	1036a			1043a	1046			1055	1101	1106a			1113a	1116		1125	1131	1136a			1143a	1146			1156	1201	
New Malden	d	1034a					1049a			1058	1104a				1119a			1128	1134a					1149a			1159	1204a	
Berrylands	d									1100								1130										1201	
Surbiton	a			1040	1043			1056	1059	1104			1110	1113			1126	1129	1134		1140	1143				1158	1159	1205	

Notes			□				□				□					□				□					□				
London Waterloo	d	1147	1153	1150	1154	1157	1203	1212	1206	1212	1217	1223	1220	1224	1227	1233	1242	1236	1242	1247	1253	1250	1254	1257	1303	1312	1306	1312	1317
Vauxhall	d	1151		1154	1158	1201	1207		1210	1216	1221		1224	1228	1231	1237		1240	1246	1251		1254	1258	1301	1307		1310	1316	1321
Clapham Junction	d	1156	1200u	1159	1203	1206	1212	1219u	1215	1221	1226	1230u	1229	1233	1236	1242		1245	1251	1256	1300u	1259	1303	1306	1312	1319u	1315	1321	1326
Earlsfield	d	1159		1202	1206	1209	1215		1218		1229		1232	1236	1239	1245		1248		1259		1302	1306	1309	1315		1318		1329
Wimbledon	d	1203		1206	1210	1213	1219		1222	1228	1233		1236	1240	1243	1249		1252	1258	1303		1306	1310	1313	1319		1322	1329	1333
Raynes Park	d	1206a			1213a	1216			1225	1231	1236a			1243a	1246			1255	1301	1306a			1313a	1316			1325	1332	1336a
New Malden	d					1219a			1228	1234a				1249a				1258	1304a				1319a				1328	1335a	
Berrylands	d								1230									1300										1330	
Surbiton	a		1210	1213			1226	1229	1234			1240	1243			1256	1259	1304			1310	1313				1326	1329	1334	

Notes			□				□				□					□				□					□				
London Waterloo	d	1323	1320	1324	1327	1333	1342	1336	1342	1347	1353	1350	1354	1357	1403	1412	1406	1412	1417	1423	1420	1424	1427	1433	1442	1436	1442	1447	1453
Vauxhall	d		1324	1328	1331	1337		1340	1346	1351		1354	1358	1401	1407		1410	1416	1421		1424	1428	1431	1437		1440	1446	1451	
Clapham Junction	d	1330u	1329	1333	1336	1342		1345	1351	1356	1400u	1359	1403	1406	1412	1419u	1415	1421	1426	1430u	1429	1433	1436	1442		1445	1451	1456	1500u
Earlsfield	d		1332	1336	1339	1345		1348		1359		1402	1406	1409	1415		1418		1429			1432	1436	1445		1448		1459	
Wimbledon	d		1336	1340	1343	1349		1352	1358	1403		1406	1410	1413	1419		1422	1428	1433		1436	1440	1443	1449		1452	1458	1503	
Raynes Park	d			1343a	1346			1355	1401	1406a			1413a	1416			1425	1431	1436a			1443a	1446			1455	1501	1506a	
New Malden	d				1349a			1358	1404a					1419a			1428	1434a				1449a				1458	1504a		
Berrylands	d							1400									1430										1500		
Surbiton	a	1340	1343			1356	1359	1404			1410	1413			1426	1429	1434			1440	1443			1456	1459	1503		1510	

Late night and weekend trains may be altered due to engineering works.

Please check at southwesternrailway.com before travelling.

For guide to all other notes and symbols see end of timetable.

MONDAY TO FRIDAY

London Waterloo to Wimbledon and Surbiton (Complete service)

Notes					□				□					□				□						□			□		
London Waterloo	d	1450	1454	1457	1503	1512	1506	1512	1517	1523	1520	1524	1527	1533	1542	1536	1542	1547	1553	1550	1554	1557	1603	1612	1606	1612	1617	1625	1620
Vauxhall	d	1454	1458	1501	1507		1510	1516	1521		1524	1528	1531	1537		1540	1546	1551	1556	1558	1601	1607		1610	1616	1621		1624	
Clapham Junction	d	1459	1503	1506	1512	1519u	1515	1521	1526	1530u	1529	1533	1536	1542		1545	1551	1556	1600u	1559	1603	1606	1612	1619u	1615	1621	1626		1629
Earlsfield	d	1502	1506	1509	1515		1518	1524	1529		1532	1536	1539	1545		1548	1554	1559		1602	1606	1609	1615		1618	1624	1629		1632
Wimbledon	d	1506	1510	1513	1519		1522	1528	1533		1536	1540	1543	1549		1552	1558	1603		1606	1610	1613	1619		1622	1628	1633		1636
Raynes Park	d		1513a	1516			1525	1531	1536a		1543a	1546				1555	1601	1606a			1613a	1616			1625	1631	1636a		
New Malden	d			1519a			1528	1534a				1549a				1558	1604a				1619a				1628	1634a			
Berrylands	d						1530									1600									1630				
Surbiton	a	1513			1527	1529	1534			1540	1543			1556	1559	1604			1610	1613			1626	1629	1634			1640	1643

Notes				□			★	★	★	★	★	★	★	★	★	★	★	□	★	★	★	★	★	★	★	★	★	□	★
London Waterloo	d	1624	1627	1633	1642	1636	1642	1647	1650	1654	1657	1702	1703	1706	1712	1717	1720	1724	1727	1732	1733	1736	1742	1747	1750	1754	1757	1802	1803
Vauxhall	d	1628	1631	1637		1640	1646	1651	1654	1658	1701		1707	1710	1716	1721	1724	1728	1731		1737	1741	1747	1751	1754	1758	1801		1807
Clapham Junction	d	1633	1636	1642		1645	1651	1656	1659	1703	1706		1712	1715	1721	1726	1729	1733	1736		1742	1746	1752	1756	1759	1803	1806		1812
Earlsfield	d	1636	1639	1645		1648	1654	1659	1702	1706	1709		1715	1718	1724	1729	1732	1736	1739		1745	1749	1755	1759	1802	1806	1809		1815
Wimbledon	d	1640	1643	1649		1652	1658	1703	1706	1710	1713		1719	1722	1728	1733	1736	1740	1743		1749	1753	1759	1803	1806	1810	1813		1819
Raynes Park	d	1643a	1646			1655	1701	1706a		1713a	1716			1725	1731	1736a		1743a	1746			1756	1802	1806a		1813a	1816		
New Malden	d		1649a			1658	1704a			1719a				1728	1734a			1749a			1759	1805a				1819a			
Berrylands	d					1700								1730															
Surbiton	a			1656	1659	1704			1713			1717	1726	1734			1743			1747	1756	1805			1813			1817	1826

Notes	★	★	★	□	★	★	★	★	★	★	★	★	★	★	★	★	★	□	★	★	★	★	★	★	★	★	★	□	★
London Waterloo	d	1806	1812	1817	1823	1820	1824	1827	1833	1836	1842	1847	1853	1850	1854	1857	1903	1906	1912	1917	1920	1924	1927	1933	1942	1936	1942	1947	1950
Vauxhall	d	1811	1817	1821		1824	1828	1831	1837	1841	1847	1851		1854	1858	1901	1907	1911	1917	1921	1924	1928	1931	1937		1940	1946	1951	1954
Clapham Junction	d	1816	1822	1826	1830u	1829	1833	1837	1842	1846	1852	1856	1900u	1859	1903	1906	1912	1916	1922	1926	1929	1933	1936	1942		1945	1951	1956	1959
Earlsfield	d	1819	1825	1829		1832	1836	1839	1845	1849	1855	1859		1902	1906	1909	1915	1919	1925	1929	1932	1936	1939	1945		1948	1954	1959	2002
Wimbledon	d	1823	1829	1833		1836	1840	1843	1849	1853	1859	1903		1906	1910	1913	1919	1923	1929	1933	1936	1940	1943	1949		1952	1958	2003	2006
Raynes Park	d	1826	1832	1836a			1843a	1846		1856	1902	1906a		1913a	1916		1926	1932	1936a		1943a	1946				1955	2001	2006a	
New Malden	d	1829	1835a				1849a			1859	1905a				1919a		1929	1935a			1949a					1958	2004a		
Berrylands	d	1831								1901							1931									2000			
Surbiton	a	1835			1840	1843			1856	1905			1910	1913			1926	1935			1943				1956	1959	2004		2013

Late night and weekend trains may be altered due to engineering works. Please check at southwesternrailway.com before travelling.

★ Passengers travelling with cycles may not join or leave services at stations with train times shown in blue. For guide to all other notes and symbols see end of timetable.

SATURDAY

London Waterloo to Wimbledon and Surbiton (Complete service)

Notes			□	□		□								□				□						□			□			
London Waterloo	d	0512	0520	0530	0550		0612	0606	0612	0617	0620		0627	0633	0642	0636	0642	0647	0654	0650	0654	0657	0703	0712	0706	0712	0717	0724	0720	
Vauxhall	d	0516	0524		0554			0610	0616	0621	0624			0631	0637		0640	0646	0651	0654	0658	0701	0707		0710	0716	0721	0724	0720	
Clapham Junction	d	0521	0529	0537u	0559		0619u	0615	0621	0626	0629			0636	0642	0645	0651	0656	0701u	0659	0703	0706	0712	0720u	0715	0721	0726	0731u	0729	
Earlsfield	d	0524	0532		0602			0618	0624	0626	0632			0639	0645		0648	0654	0659		0702	0706	0709	0715		0718	0724	0729	0732	
Wimbledon	d	0528	0536	0543	0606	0613		0622	0628	0633	0636	0639	0643	0649		0652	0658	0703		0706	0710	0713	0719		0722	0728	0733		0736	
Raynes Park	d	0531				0617		0625	0631	0636a		0642a	0646			0655	0701	0706a			0713a	0716			0725	0731	0736a			
New Malden	d	0534a				0619a		0628	0634a			0649a				0658	0704a				0719a				0728	0734a				
Berrylands	d							0630								0700									0730					
Surbiton	a		0543	0550	0613		0629	0634			0643			0656	0659	0704			0711	0713				0726	0730	0734			0741	0743

Notes				□				□						□				□								□			□	
London Waterloo	d	0724	0727	0733	0742	0736	0742	0747	0754	0750	0754	0757	0803	0812	0806	0812	0817	0824	0820	0824	0827	0833	0842	0836	0842	0847	0854	0850	0854	
Vauxhall	d	0728	0731	0737		0740	0746	0751		0754	0758	0801	0807		0810	0816	0821		0824	0828	0831	0837		0840	0846	0851	0854	0858		
Clapham Junction	d	0733	0736	0742		0745	0751	0756	0801u	0759	0803	0806	0812	0819u	0815	0821	0826	0831u	0829	0833	0836	0842		0845	0851	0856	0901u	0859	0903	
Earlsfield	d	0736	0739	0745		0748	0754	0759		0802	0806	0809	0815		0818	0824	0829		0832	0836	0839	0845		0848	0854	0859		0902	0906	
Wimbledon	d	0740	0743	0749		0752	0758	0803		0806	0810	0813	0819		0822	0828	0833		0836	0840	0843	0849		0852	0858	0903		0906	0910	
Raynes Park	d	0743a	0746			0755	0801	0806a			0813a	0816			0825	0831	0836a			0843a	0846		0855	0901	0906a			0913a		
New Malden	d		0749a			0758	0804a					0819a			0828	0834a				0849a			0858	0904a						
Berrylands	d					0800									0830								0900							
Surbiton	a			0756	0759	0804			0811	0813			0826	0829	0834			0841	0843			0856	0859	0904			0911	0913		

Notes				□				□						□				□								□			□	
London Waterloo	d	0857	0903	0912	0906	0912	0917	0924	0920	0924	0927	0933	0942	0936	0942	0947	0954	0950	0954	0957	1003	1012	1006	1012	1017	1024	1020	1024	1027	
Vauxhall	d	0901	0907		0910	0916	0921		0924	0928	0931	0937		0940	0946	0951	0954	0958	1001	1007		1010	1016	1021	1024	1024	1028	1031		
Clapham Junction	d	0906	0912	0919u	0915	0921	0926	0931u	0929	0933	0936	0942		0945	0951	0956	1001u	0959	1003	1006	1012	1019u	1015	1021	1026	1031u	1029	1033	1036	
Earlsfield	d	0909	0915		0918	0924	0929		0932	0936	0939	0945		0948	0954	0959		1002	1006	1009	1015		1018	1024	1029		1032	1036	1039	
Wimbledon	d	0913	0919		0922	0928	0933		0936	0940	0943	0949		0952	0958	1003		1006	1010	1013	1019		1022	1028	1033		1036	1040	1043	
Raynes Park	d	0916			0925	0931	0936a			0943a	0946			0955	1001	1006a			1013a	1016			1025	1031	1036a			1043a	1046	
New Malden	d	0919a			0928	0934a					0949a			0958	1004a				1019a				1028	1034a					1049a	
Berrylands	d				0930																		1030							
Surbiton	a		0926	0929	0934			0941	0943			0956	0959	1004			1011	1013			1026	1029	1034			1041	1043			

Late night and weekend trains may be altered due to engineering works.

Please check at southwesternrailway.com before travelling.

For guide to notes and symbols see end of timetable.

SATURDAY

London Waterloo to Wimbledon and Surbiton (Complete service)

Notes		□			□				□					□				□			□								
London Waterloo	d	1033	1042	1036	1042	1047	1054	1050	1054	1057	1103	1112	1106	1112	1117	1124	1120	1124	1127	1133	1142	1136	1142	1147	1154	1150	1154	1157	1203
Vauxhall	d	1037		1040	1046	1051		1054	1058	1101	1107		1110	1116	1121		1124	1128	1131	1137		1140	1146	1151	1154	1158	1201	1207	
Clapham Junction	d	1042		1045	1051	1056	1101u	1059	1103	1106	1112	1119u	1115	1121	1126	1131u	1129	1133	1136	1142		1145	1151	1156	1201u	1159	1203	1206	1212
Earlsfield	d	1045		1048	1054	1059		1102	1106	1109	1115		1118	1124	1129		1132	1136	1139	1145		1148	1154	1159		1202	1206	1209	1215
Wimbledon	d	1049		1052	1058	1103		1106	1110	1113	1119		1122	1128	1133		1136	1140	1143	1151		1154	1158	1203		1206	1210	1213	1219
Raynes Park	d			1055	1101	1106a			1113a	1116			1125	1131	1136a		1143a	1146				1157	1201	1206a		1213a	1216		
New Malden	d			1058	1104a					1119a			1128	1134a				1149a				1159	1204a			1219a			
Berrylands	d			1100									1130									1202							
Surbiton	a	1056	1059	1104			1111	1113			1126	1129	1134			1141	1143			1158	1159	1205			1211	1213			1226

Notes	□				□				□					□				□			□								
London Waterloo	d	1212	1206	1212	1217	1224	1220	1224	1227	1233	1242	1236	1242	1247	1254	1250	1254	1257	1303	1312	1306	1312	1317	1324	1320	1324	1327	1333	1342
Vauxhall	d		1210	1216	1221		1224	1228	1231	1237		1240	1246	1251		1254	1258	1301	1307		1310	1316	1321	1324	1328	1331	1337		
Clapham Junction	d	1219u	1215	1221	1226	1231u	1229	1233	1236	1242		1245	1251	1256	1301u	1259	1303	1306	1312	1319u	1315	1321	1326	1331u	1329	1333	1336	1342	
Earlsfield	d		1218	1224	1229		1232	1236	1239	1245		1248	1254	1259		1302	1306	1309	1315		1318	1324	1329		1332	1336	1339	1345	
Wimbledon	d		1222	1228	1233		1236	1240	1243	1249		1252	1258	1303		1306	1310	1313	1319		1322	1328	1333		1336	1340	1343	1349	
Raynes Park	d		1225	1231	1236a			1243a	1246			1255	1301	1306a			1313a	1316			1325	1331	1336a		1343a	1346			
New Malden	d		1228	1234a				1249a				1258	1304a				1319a				1328	1334a			1349a				
Berrylands	d		1230									1300									1328					1349a			
Surbiton	a	1229	1234			1241	1243			1256	1259	1304			1311	1313			1326	1329	1334			1341	1343			1356	1359

Notes				□					□					□				□			□								
London Waterloo	d	1336	1342	1347	1354	1350	1354	1357	1403	1412	1406	1412	1417	1424	1420	1424	1427	1433	1442	1436	1442	1447	1454	1450	1454	1457	1503	1512	1506
Vauxhall	d	1340	1346	1351		1354	1358	1401	1407		1410	1416	1421		1424	1428	1431	1437		1440	1446	1451	1454	1458	1501	1507	1510		
Clapham Junction	d	1345	1351	1356	1401u	1359	1403	1406	1412	1419u	1415	1421	1426	1431u	1429	1433	1436	1442		1445	1451	1456	1501u	1459	1503	1506	1512	1519u	1515
Earlsfield	d	1348	1354	1359		1402	1406	1409	1415		1418	1424	1429		1432	1436	1439	1445		1448	1454	1459		1502	1506	1509	1515	1518	
Wimbledon	d	1352	1358	1403		1406	1410	1413	1419		1422	1428	1433		1436	1440	1443	1449		1452	1458	1503		1506	1510	1513	1519	1522	
Raynes Park	d	1355	1401	1406a			1413a	1416			1425	1431	1436a		1443a	1446				1455	1501	1506a			1513a	1516		1525	
New Malden	d	1358	1404a				1419a				1428	1434a				1449a				1458	1504a				1519a			1528	
Berrylands	d	1400									1430									1500								1530	
Surbiton	a	1404			1411	1413			1426	1429	1434			1441	1443			1456	1459	1504			1511	1513			1526	1529	1534

Late night and weekend trains may be altered due to engineering works.

Please check at southwesternrailway.com before travelling.

For guide to notes and symbols see end of timetable.

SATURDAY

London Waterloo to Wimbledon and Surbiton (Complete service)

Notes			□				□				□					□				□									
London Waterloo	d	1512	1517	1524	1520	1524	1527	1533	1542	1536	1542	1547	1554	1550	1554	1557	1603	1612	1606	1612	1617	1624	1620	1624	1627	1633	1642	1636	1642
Vauxhall	d	1516	1521	1524	1528	1531	1537	1542	1540	1546	1551	1551	1554	1558	1601	1607	1612	1610	1616	1621	1624	1628	1631	1637	1640	1640	1640	1640	1646
Clapham Junction	d	1521	1526	1531u	1529	1533	1536	1542	1545	1551	1556	1601u	1559	1603	1606	1612	1619u	1615	1621	1626	1631u	1629	1633	1636	1642	1645	1645	1651	
Earlsfield	d	1524	1529	1532	1536	1539	1545	1548	1548	1554	1559	1602	1606	1606	1609	1615	1618	1624	1629	1632	1636	1639	1645	1648	1648	1654	1648	1654	
Wimbledon	d	1528	1533	1536	1540	1543	1549	1552	1558	1603	1606	1610	1613	1619	1622	1628	1633	1636	1640	1643	1649	1649a	1649a	1649a	1649a	1652	1652	1658	
Raynes Park	d	1531	1536a		1543a	1546	1555	1601	1606a	1613a	1616	1625	1631	1636a	1643a	1646	1655	1701	1701	1701	1701	1701	1701	1701	1701	1701	1701	1701	1701
New Malden	d	1534a			1549a	1558	1604a	1619a	1628	1634a	1649a	1649a	1649a	1649a	1649a	1649a	1649a	1649a	1649a	1649a	1649a	1649a	1649a	1649a	1649a	1649a	1649a	1649a	1649a
Berrylands	d					1600			1630																				
Surbiton	a		1541	1543		1556	1559	1604		1611	1613				1626	1629	1634		1641	1643				1656	1659	1704			

Notes		□				□				□					□				□										
London Waterloo	d	1647	1654	1650	1654	1657	1703	1712	1706	1712	1717	1724	1720	1724	1727	1733	1742	1736	1742	1747	1754	1750	1754	1757	1803	1812	1806	1812	1817
Vauxhall	d	1651	1654	1658	1701	1707	1710	1716	1721	1721	1724	1728	1731	1737	1742	1740	1746	1751	1754	1758	1801	1807	1810	1816	1821	1810	1816	1821	1821
Clapham Junction	d	1656	1701u	1659	1703	1706	1712	1719u	1715	1721	1726	1731u	1729	1733	1736	1742	1745	1751	1756	1801u	1759	1803	1806	1812	1819u	1815	1821	1826	
Earlsfield	d	1659	1702	1706	1709	1715	1718	1724	1729	1732	1736	1739	1745	1748	1754	1759	1752	1758	1802	1806	1809	1815	1818	1824	1829	1818	1824	1829	
Wimbledon	d	1703	1706	1710	1713	1719	1722	1728	1733	1736	1740	1743	1749	1752	1758	1803	1806	1810	1813	1819	1819	1819	1819	1822	1828	1833	1822	1828	1833
Raynes Park	d	1706a		1713a	1716	1725	1731	1736a	1743a	1746	1749a	1749a	1749a	1755	1801	1806a	1813a	1816	1816	1816	1816	1816	1816	1825	1831	1836a	1825	1831	1836a
New Malden	d			1719a	1728	1734a	1730	1730	1730	1730	1730	1730	1730	1730	1730	1730	1730	1730	1730	1730	1730	1730	1730	1730	1730	1730	1730	1730	1730
Berrylands	d																												
Surbiton	a		1711	1713		1726	1729	1734		1741	1743			1756	1759	1804		1811	1813					1826	1829	1834			

Notes	□				□				□					□				□											1
London Waterloo	d	1824	1820	1824	1827	1833	1842	1836	1842	1847	1854	1850	1854	1857	1903	1912	1906	1912	1917	1924	1920	1924	1927	1933	1942	1936	1942	1947	1954
Vauxhall	d	1824	1828	1831	1837	1840	1846	1851	1854	1858	1901	1907	1910	1916	1921	1910	1916	1921	1924	1928	1931	1937	1940	1946	1951	1940	1946	1951	1954
Clapham Junction	d	1831u	1829	1833	1836	1842	1845	1851	1856	1901u	1859	1903	1906	1912	1919u	1915	1921	1926	1931u	1929	1933	1936	1942	1945	1951	1956	2001u	2001u	
Earlsfield	d	1832	1836	1839	1845	1848	1854	1859	1902	1906	1909	1915	1918	1924	1929	1918	1924	1929	1932	1936	1939	1945	1948	1954	1959	1948	1954	1959	
Wimbledon	d	1836	1840	1843	1849	1852	1858	1903	1906	1910	1913	1919	1922	1928	1933	1922	1928	1933	1936	1940	1943	1949	1952	1958	2003	1952	1958	2003	
Raynes Park	d		1843a	1846	1849a	1855	1901	1906a	1913a	1916	1919a	1925	1931	1936a	1925	1931	1936a	1943a	1946	1949a	1949a	1955	2001	2006a	1955	2001	2006a		
New Malden	d			1849a	1858	1904a	1900	1900	1900	1900	1900	1900	1900	1900	1900	1900	1900	1900	1900	1900	1900	1900	1900	1900	1900	1900	1900	1900	1900
Berrylands	d																												
Surbiton	a	1841	1843		1856	1859	1904		1911	1913			1926	1929	1934		1941	1943				1956	1959	2004				2011	

Late night and weekend trains may be altered due to engineering works.

Please check at southwesternrailway.com before travelling.

For guide to notes and symbols see end of timetable.

SATURDAY

London Waterloo to Wimbledon and Surbiton (Complete service)

Notes		□		□				□						□				□						□			□		
London Waterloo	d	1950	1954	1957	2003	2012	2006	2012	2017	2024	2020	2024	2027	2033	2042	2036	2042	2047	2054	2050	2054	2057	2103	2112	2106	2112	2117	2124	2120
Vauxhall	d	1954	1958	2001	2007	2010	2016	2021	2021	2024	2028	2031	2037	2042	2040	2046	2051	2054	2058	2101	2107	2110	2116	2121	2116	2121	2124	2124	
Clapham Junction	d	1959	2003	2006	2012	2019u	2015	2021	2026	2031u	2029	2033	2036	2042	2045	2051	2056	2101u	2059	2103	2106	2112	2119u	2115	2121	2126	2131u	2129	
Earlsfield	d	2002	2006	2009	2015	2018	2024	2029	2029	2032	2036	2039	2045	2048	2048	2054	2059	2102	2106	2109	2115	2118	2124	2129	2128	2132	2129	2132	
Wimbledon	d	2006	2010	2013	2019	2022	2028	2033	2033	2036	2040	2043	2049	2052	2052	2058	2103	2106	2110	2113	2119	2122	2128	2133	2128	2133	2136	2136	
Raynes Park	d		2013a	2016	2025	2031	2036a	2043a	2046	2055	2101	2106a	2055	2055	2101	2106a	2113a	2116	2116	2119a	2125	2131	2136a	2125	2131	2136a	2136a	2136	
New Malden	d			2019a	2028	2034a	2030	2034a	2049a	2058	2104a	2058	2104a	2058	2104a	2119a	2128	2134a	2128	2134a	2130	2130	2130	2130	2130	2130	2130	2130	
Berrylands	d				2030	2030	2030	2030	2030	2100	2100	2100	2100	2100	2100	2100	2100	2100	2100	2100	2100	2100	2100	2100	2100	2100	2100	2100	2100
Surbiton	a	2013			2026	2029	2034			2041	2043			2056	2059	2104		2111	2113			2126	2128	2134			2141	2143	

Notes			□					□						□				□						□			□		
London Waterloo	d	2124	2127	2133	2142	2136	2142	2147	2154	2150	2154	2157	2203	2212	2206	2212	2217	2225	2220	2224	2227	2233	2242	2236	2242	2254	2250	2254	2257
Vauxhall	d	2128	2131	2137	2140	2146	2151	2154	2158	2201	2207	2219u	2210	2216	2221	2226	2232u	2229	2233	2236	2242	2249u	2245	2251	2301u	2259	2303	2306	2306
Clapham Junction	d	2133	2136	2142	2145	2151	2156	2201u	2159	2203	2206	2212	2219u	2215	2221	2226	2232u	2229	2233	2236	2242	2249u	2245	2251	2301u	2259	2303	2306	2306
Earlsfield	d	2136	2139	2145	2148	2154	2159	2202	2206	2209	2215	2218	2224	2229	2232	2236	2239	2245	2248	2254	2248	2254	2255	2301	2302	2306	2306	2309	
Wimbledon	d	2140	2143	2149	2152	2158	2203	2206	2210	2213	2219	2222	2228	2233	2236	2240	2243	2249	2252	2258	2249	2254	2255	2301	2302	2306	2310	2313	
Raynes Park	d	2143a	2146		2155	2201	2206a	2213a	2216	2225	2231	2236a	2243a	2246	2249a	2255	2301	2255	2301	2255	2301	2255	2301	2302	2306	2310	2313	2316	
New Malden	d		2149a		2158	2204a		2219a	2228	2234a	2249a	2258	2304a	2258	2300	2304a	2258	2300	2300	2300	2300	2300	2300	2300	2300	2300	2300	2300	2319a
Berrylands	d				2200	2200	2200	2200	2200	2200	2200	2200	2200	2200	2200	2200	2200	2200	2200	2200	2200	2200	2200	2200	2200	2200	2200	2200	2200
Surbiton	a			2156	2159	2204		2211	2213		2226	2229	2234		2242	2243		2256	2259	2304		2311	2313		2311	2313			

Notes			□		□			□						□				□							□			□		
London Waterloo	d	2300	2302	2306	2312	2312	2324	2320	2324	2327	2333	2342	2336	2340	2346	2355	2350	2353	2357	0003	0012	0014	0020	0025	0035	0042	0105	0142		
Vauxhall	d	2304	2307	2310	2316	2324	2328	2331	2337	2340	2344	2350	2354	2357	0002	0007	0016	0016	0016	0016	0016	0016	0016	0016	0016	0016	0016	0016	0016	0016
Clapham Junction	d	2309	2312	2315	2319u	2321	2331u	2329	2333	2336	2342	2349u	2345	2349	2355	0002u	2359	0002	0006	0012	0021	0021u	0029	0036	0046	0053	0115	0153		
Earlsfield	d	2312	2315	2318	2324	2332	2336	2339	2345	2348	2352	2358	0002	0005	0009	0015	0015	0015	0015	0015	0015	0015	0015	0015	0015	0015	0015	0015	0015	
Wimbledon	d	2316	2319	2322	2328	2336	2340	2343	2349	2352	2356	0002	0006	0009	0013	0019	0028	0036	0043	0053	0059	0127s	0159	0159	0159	0159	0159	0159	0159	
Raynes Park	d	2319a		2325	2331	2343a	2346	2349a	2355	2359	0005a	0012a	0016	0019a	0034a	0034a	0034a	0034a	0034a	0034a	0034a	0034a	0034a	0034a	0034a	0034a	0034a	0034a	0034a	
New Malden	d			2328	2334a				2358	0002a	2359	2359	2359	2359	2359	2359	2359	2359	2359	2359	2359	2359	2359	2359	2359	2359	2359	2359	2359	
Berrylands	d			2330	2330	2330	2330	2330	2330	2330	2330	2330	2330	2330	2330	2330	2330	2330	2330	2330	2330	2330	2330	2330	2330	2330	2330	2330	2330	
Surbiton	a		2326	2334	2337	2341	2344		2356	2359	0004		0012	0014		0026		0032	0043		0105		0135		0135					

Late night and weekend trains may be altered due to engineering works.

Please check at southwesternrailway.com before travelling.

For guide to notes and symbols see end of timetable.

SUNDAY

London Waterloo to Wimbledon and Surbiton (Complete service)

Notes			□					□						□					□											
London Waterloo	d	2027	2032	2037	2040	2048	2057	2102	2106	2107	2110	2118	2121	2132	2137	2140	2148	2157	2202	2206	2207	2210	2218	2221	2232	2237	2240	2248	2251	
Vauxhall	d	2031	2036	2046	2044	2052	2101	2106	2110	2114	2122	2125	2136	2144	2152	2201	2206	2210	2214	2222	2225	2236	2244	2252	2255					
Clapham Junction	d	2036	2041	2046	2049	2057	2106	2111	2115	2116	2119	2127	2130	2141	2146	2149	2157	2206	2211	2215	2216	2219	2227	2230	2241	2246	2249	2257	2300	
Earlsfield	d	2039	2044	2052	2100	2109	2114	2118	2122	2130	2133	2144	2152	2200	2209	2214	2218	2222	2230	2233	2244	2252	2300	2303						
Wimbledon	d	2043	2048	2053	2056	2104	2113	2118	2122	2122	2126	2134	2137	2148	2153	2156	2204	2213	2218	2222	2222	2226	2234	2237	2248	2253	2256	2304	2307	
Raynes Park	d	2046	2052a			2107	2116	2121a				2137	2140a	2152a			2207	2216	2221a			2237	2240a	2252a			2307	2310a		
New Malden	d	2049				2110a	2119					2140a				2210a	2219					2240a					2310a			
Berrylands	d	2051					2121										2221													
Surbiton	a	2055		2100	2103		2125		2129	2129	2134				2200	2203			2225		2229	2229	2234			2300	2303			

Notes			□					□																					
London Waterloo	d	2257	2302	2306	2307	2310	2318	2332	2340	0001	0012																		
Vauxhall	d	2301	2306	2310	2314	2322	2336	2344	0004	0016																			
Clapham Junction	d	2306	2311	2315	2316	2319	2327	2341	2349	0009	0021																		
Earlsfield	d	2309	2314	2318	2322	2330	2344	2352	0012																				
Wimbledon	d	2313	2318	2322	2322	2326	2334	2348	2356	0016	0027																		
Raynes Park	d	2316	2321a				2337	2352a		0019	0030																		
New Malden	d	2319					2340a			0022	0032a																		
Berrylands	d	2321								0025																			
Surbiton	a	2325		2329	2329	2334			0004	0029																			





Late night and weekend trains may be altered due to engineering works.
Please check at southwesternrailway.com before travelling.

For guide to notes and symbols see end of timetable.

GUIDE TO NOTES AND SYMBOLS

- FX** Service does not run on Friday.
- FO** Service runs on Friday only.
- SX** Service does not run on Saturday morning.
- SO** Service runs on Saturday morning only.
- a Arrival time.
- d Departure time.
- s Stops to let passengers leave the train only.
- u Stops to let passengers join the train only.
- 1** First class accommodation available.

All services in this timetable are operated by South Western Railway.

-  Interchange for London Underground services. Visit tfl.gov.uk for details.
-  Car Park.
-  Interchange for London Trams service to Croydon. Visit tfl.gov.uk for details.
-  Minimum connection time where different from the standard five minutes.

Travelling after midnight?

Trains which run after midnight are shown at the end of the day.

- ★ Passengers travelling with cycles may not join or leave services at stations with train times shown in blue.

Cycles on trains - Monday to Friday

At peak times the following restrictions apply in the area bounded by Reading, Hook, Alton, Guildford and Dorking.

Passengers travelling with cycles may not join or leave services timed to arrive at London Waterloo between 0715 and 1000 inclusive or timed to depart from London Waterloo between 1645 and 1900 inclusive.

STATION INFORMATION

See notes for explanation of symbols.

Surbiton			
Berrylands			
New Malden			
Raynes Park			
Wimbledon			
Earlsfield			
Clapham Junction			
Vauxhall			
London Waterloo			

Visit us at southwesternrailway.com

- Buying tickets online
- Live train information
- Train times
- Special offers and days out
- Plan your journey
- Latest news

Customer Service Centre

0345 6000 650

Our UK based team are available 7 days a week from 6am to 10pm for:

- Comments and suggestions

Assisted Travel

0800 5282 100

Text relay 18001 0800 5282 100

A freephone service open 24 hours for older and disabled customers.

We recommend booking assistance **4 hours in advance**.

National Rail Enquiries

03457 48 49 50

Train times, fares and rail information.

Free travel alerts

southwesternrailway.com/alerts

Keeping our registered customers up-to-date with their service running information, delays and alterations.

Twitter [@SW_Help](https://twitter.com/SW_Help)

Follow South Western Railway on Twitter and be the first to know what's happening on our network.

Facebook Facebook.com/SWRailway

Providing South Western Railway network information and details of our latest offers.

First MTR South Western Trains Limited (trading as South Western Railway) accepts no liability for any inaccuracy in the information contained in this timetable which is subject to alteration.

First MTR South Western Trains Limited. Registered in England and Wales 07900320.

Registered office: 8th Floor, The Point, 37 North Wharf Road, London W2 1AF.

A First and MTR company.

South Western
 **Railway**

PTT08 1221



Please Recycle