

# 28 Weymouth and Bournemouth to London Waterloo



## Train times

22 January to 14 May 2022

Saturdays and Sundays Only

## Your timetable

This timetable shows train services between **Weymouth, Poole, Bournemouth, Southampton, Winchester, Basingstoke, Woking and London Waterloo**.

It also shows train services between:

- **Yeovil and Weymouth** - see timetable **28A**.

And it shows connecting **bus services**:

- between **Weymouth, Bridport and Lyme Regis** - see timetable **28B**;
- between **Dorchester South, Bridport and Lyme Regis** - see timetable **28C**; and
- from **Bournemouth Rail Station and Bournemouth Airport** - see timetable **28D**.

For the complete train service between Southampton and London Waterloo (and the stations in-between), please see timetable 19.

For services between Brockenhurst, Lymington Town and Lymington Pier (for Yarmouth, Isle of Wight), please see timetable 27.

## Buy a ticket before you board

You need to buy a valid ticket before you get on your train. We know that most of our passengers do this before travelling, and we have a duty to those passengers to make sure no-one travels without paying. This is why we run a penalty fares scheme across most of our network.

If you travel without a valid ticket to or from a station within the penalty fares area, you may have to pay a penalty fare of £20 or twice the single fare to the next station your train stops at (whichever is higher). You will also have to buy a ticket for the rest of your journey.

We have a policy to, wherever possible, prosecute everyone who deliberately avoids paying.

## Cycles on trains

The services in this timetable have limited room for cycles, so we have had to apply some restrictions. The ★ symbol, with train times printed in **blue**, shows which trains have restrictions. These restrictions are explained in the 'Guide to notes and symbols' section.

We will carry folding cycles on any train, as long as they can be folded small enough to be carried safely in the luggage rack. Cycles are not allowed on buses that replace trains during engineering work.

## Changes to train times

Network Rail need to do engineering work to maintain and improve the rail network. They do a lot of this work at weekends and during holiday periods, but they also need to do some work overnight during the week.

If we need to close rail lines so Network Rail can carry out work, buses will replace train services. We may also have to alter train services over a wider area.

Please check for any changes to train times before travelling at weekends, late in the evening or early in the morning.

Look for the 'Changes to train times' posters at stations, or visit our website at **southwesternrailway.com**.

## Travel with Confidence

So that you can travel with confidence, we are: ventilating trains to refresh air, improving information about journeys and trains, and extensively cleaning trains and stations.

In crowded spaces, wear a face covering out of respect to others. Please be considerate of other passengers and rail staff.

## Automated Delay Repay

We have introduced a new Automated Delay Repay (ADR) system that drastically cuts the time it takes to claim and receive compensation if your train is late.

ADR works for all customers who have bought Advance tickets or a Touch Smartcard season ticket from our website.

If you have a Touch Smartcard season ticket, you will need to touch in and out at the beginning and end of your journey, sign up for a Delay Repay account at

**delayrepay.southwesternrailway.com** and select 'Auto Delay Repay'. (The email addresses you use for 'My Account' and 'Delay Repay' must match.)

To find out more about Automated Delay Repay, visit:

**southwesternrailway.com/contact-and-help/refunds-and-compensation/delay-repay/automated-delay-repay.**

## No-smoking policy

For the comfort of all our customers, smoking and using e-cigarettes is not allowed on any part of our trains or stations.

You can smoke outside the station entrance or in our car parks.



# South Western Railway and Community Rail Partnerships

We are committed to working with Community Rail Partnerships (CRPs) across our network. CRPs are not-for-profit organisations that help to further connect the railway with the communities they serve. They work closely with SWR to promote healthy and sustainable travel, design projects which bring communities together, as well as support social and economic development. SWR is proud to provide core funding and support to 12 CRPs on our network.

## Purbeck CRP

**Stations: Holton Heath, Wareham, Wool, Moreton, Dorchester South and the Swanage Railway**

Formed in conjunction with Swanage Railway, Purbeck CRP supports the reintroduction of services from Swanage to Wareham. The partnership covers not only four of the mainline stations but also those on the Swanage line.

Find out more at [purbeckcrp.org.uk](http://purbeckcrp.org.uk)

## South Wessex Community Rail Partnership

A new CRP that covers part of the Heart of Wessex Line – with a new name – South Wessex CRP. Covering the line running south of Westbury to Weymouth.

## Three Rivers Community Rail Partnership

**Stations: Salisbury, Dean, Mottisfont & Dunbridge, Romsey, Millbrook, Redbridge, Southampton Central, St Denys, Swaythling, Southampton Airport, Eastleigh, Chandler's Ford, Bitterne, Woolston, Sholing, Netley, Hamble, Bursledon, Shawford and Winchester**

Three Rivers aims to improve stations in the area of the rail routes that run alongside the main rivers between Salisbury, Winchester, Southampton and Bursledon – hence 'Three Rivers'. It is a group of local authorities, residents and the train industry, working to improve local stations, promote tourism, and train and bus service integration.

Find out more at [threeriversrail.com/](http://threeriversrail.com/)



## SATURDAY

## Weymouth, Poole and Bournemouth to Basingstoke, Woking and London Waterloo

Operator	Notes	SW	SW	SW	SW	XC	SW	SW	SW	SW	SW	XC	SW	SW	SW	SW	SW	SW	XC	SW	SW	SW	SW	SW	XC	SW	SW											
<b>Weymouth</b>	d		0542		0620		0655		0720	0803			0820			0903			0920	1003			1020			1103			1120	1203			1220			1303		
Upwey	d				0624		0659		0724	0803			0824			0903			0924	1003			1024			1103			1124	1203			1224			1303		
<b>Dorchester South</b>	d		0552		0633		0707		0733	0813			0833			0913			0933	1013			1033			1113			1133	1213			1233			1313		
Moreton	d				0639		0714		0739				0839						0939				1039						1139			1239						
Wool	d		0602		0645		0720		0745				0845						0945				1045						1145			1245						
Wareham	d		0610		0653		0727		0753	0828			0853			0928			0953	1028			1053			1128			1153	1228			1253			1328		
Holton Heath	d		0613		0656		0731		0756				0856						0956				1056						1156			1256						
Hamworthy	a		0618		0701		0736		0801	0835			0901			0935			1001	1035			1101			1135			1201	1235			1301			1335		
<b>Poole</b>	d	0526	0624	0650	0707		0741	0750	0807	0840	0850		0907			0940	0950	1007	1040	1050		1107			1140	1150	1207	1240	1250	1307			1340	1350				
Parkstone	d	0530	0628	0654			0745	0754		0844	0854					0944	0954		1044	1054			1144	1154		1244	1254		1344	1354			1344	1354				
Branksome	d	0534	0631	0657			0749	0757		0848	0857					0948	0957		1048	1057			1148	1157		1248	1257		1348	1357			1348	1357				
<b>Bournemouth</b>	a	0540	0637	0702	0717		0754	0802	0817	0854	0903		0917			0954	1002	1017	1054	1102			1117			1154	1202	1217	1254	1302	1317			1354	1402			
<b>Bournemouth</b>	d	0542	0642	0705	0722	0747	0759	0805	0822	0859	0905	0922	0947	0959	1005	1022	1059	1105	1122	1147	1159	1205	1222	1259	1305	1322	1347	1358	1405	1409	1413	1418	1422	1427	1432	1437	1442	1447
Pokesdown for Boscombe	d	0546	0646	0709	0726			0809	0826				0909	0926				1009	1026			1109	1126					1209	1226			1309	1326			1409		
Christchurch	d	0550	0650	0713	0730			0813	0830				0913	0930				1013	1030			1113	1130					1213	1230			1313	1330			1413		
Hinton Admiral	d	0555	0655	0718				0818					0918					1018				1118						1218			1318			1418				
New Milton	d	0600	0700	0722	0737			0822	0837				0922	0937				1022	1037			1122	1137				1222	1237		1322	1337			1422				
Sway	d	0605	0705	0727				0827					0927					1027				1127						1227			1327			1427				
<b>Brockenhurst</b>	a	0609	0710	0732	0743		0813	0832	0843	0913	0932	0943	1001	1013	1032	1043	1113	1132	1143		1213	1232	1243	1313	1332	1343			1413	1432			1443					
<b>Brockenhurst</b>	d	0610	0710	0733	0744		0814	0833	0844	0914	0933	0944	1002	1014	1033	1044	1114	1133	1144		1214	1233	1244	1314	1333	1344			1414	1433			1444					
Beaulieu Road	d										0938						1138								1338													
Ashurst (New Forest)	d	0618	0718	0740			0840						1040				1142					1240						1342							1440			
Totton	d	0623	0723	0745			0845						1045				1148					1245						1347							1445			
<b>Southampton Central</b>	a	0629	0728	0752	0758	0815	0828	0852	0858	0928	0953	0958	1015	1028	1053	1058	1128	1154	1158	1215	1228	1251	1258	1328	1353	1358	1415	1428	1451									
<b>Southampton Central</b>	d	0630	0730	0755	0800	0817	0830	0855	0900	0930	0955	1000	1017	1030	1055	1100	1130	1156	1200	1217	1230	1255	1300	1330	1355	1400	1417	1429	1455									
<b>Southampton Airport</b>	a	0637	0737	0802	0807	0824	0837	0902	0907	0937	1002	1007	1024	1037	1102	1107	1137	1203	1207	1224	1237	1302	1307	1337	1402	1407	1424	1437	1502									
Eastleigh	a	0641	0749t	0806			0849t	0906		0949t	1006		1049t	1106		1149t	1207		1249t	1306		1349t	1406		1437t	1449t	1506											
Winchester	a	0650	0747	0824	0817	0832	0847	0924	0917	0947	1024		1017	1032	1047	1124	1117	1147	1224	1217	1232	1247	1324	1317	1347	1424	1417	1432	1447	1523								
<b>Basingstoke</b>	a	0707	0815r		0834	0848	0915r		0935	1015r		1034	1048	1115r	1134	1215r	1234	1248	1315r	1334	1415r	1434	1448	1517r														
Reading	a	0757b	0851e		0906	0948e		1020b	1050e		1105	1156e	1220b	1251e	1305	1353e	1420b	1451e																				
<b>Woking</b>	a	0726	0821		0915b	0919		1015b	1019		1115b	1119	1215b	1220		1315b	1319	1415b	1419	1515b																		
Clapham Junction	a	0805k	0857k		0911	0936b	0957k		1011	1057k		1111	1136b	1157k	1211	1257k	1311	1336b	1357k	1411	1457k	1511	1536b	1557k														
<b>London Waterloo</b>	a	0752	0849		0919		0949		1019	1049		1119		1149		1223	1253		1321		1351		1421	1451		1521		1551										

Late night and weekend trains may be altered due to engineering works.  
Please check at [southwesternrailway.com](https://www.southwesternrailway.com) before travelling.

For guide to notes and symbols, see end of this timetable.

# SATURDAY

# Weymouth, Poole and Bournemouth to Basingstoke, Woking and London Waterloo

Operator Notes	SW	SW	SW	SW	XC	SW	SW	SW	SW	SW	SW	XC	SW	SW	SW	SW	SW	SW	XC	SW	SW	SW	SW	SW	SW	SW	SW	SW	SW	SW
<b>Weymouth</b>	d 1320	1403		1420		1503		1520	1603		1620		1703		1720	1803		1820		1903		1920		2010	2058		2210	2310		
Upwey	d 1324			1424				1524	1624		1624				1724	1824		1824				1924		2014	2102		2214	2314		
<b>Dorchester South</b>	d 1333	1413		1433		1513		1533	1613		1633		1713		1733	1813		1833		1913		1933		2022	2110		2222	2322		
Moreton	d 1339			1439				1539	1639		1639				1739	1839		1839				1939		2028	2116		2228	2328		
Wool	d 1345			1445				1545	1645		1645				1745	1845		1845				1945		2034	2122		2234	2334		
Wareham	d 1353	1428		1453		1528		1553	1628		1653		1728		1753	1828		1853		1928		1953		2042	2130		2242	2342		
Holton Heath	d 1356			1456				1556	1656		1656				1756	1856		1856				1956								
Hamworthy	a 1401	1435		1501		1535		1601	1635		1701		1735		1801	1835		1901		1935		2001		2048	2136		2248	2348		
<b>Poole</b>	d 1407	1440	1450	1507		1540	1550	1607	1640	1650	1707		1740	1750	1807	1840	1850	1907		1940	1950	2007		2054	2142		2254	2354		
Parkstone	d	1444	1454			1544	1554		1644	1654			1744	1754		1844	1854		1944	1954			2058	2146		2258				
Branksome	d	1448	1457			1548	1557		1648	1657			1748	1757		1848	1857		1948	1957			2101	2149		2301				
<b>Bournemouth</b>	a 1417	1454	1502	1517		1554	1602	1617	1654	1702	1717		1754	1802	1817	1854	1902	1917		1954	2002	2017		2107	2155		2307	0003		
<b>Bournemouth</b>	d 1422	1459	1505	1522	1547	1559	1605	1622	1659	1705	1722	1747	1759	1805	1822	1859	1905	1922	1947	1959	2005	2022	2059	2112	2159	2212	2312			
Pokesdown for Boscombe	d 1426		1509	1526			1609	1626		1709	1726			1809	1826		1909	1926			2009	2026		2116		2216	2316			
Christchurch	d 1430		1513	1530			1613	1630		1713	1730			1813	1830		1913	1930			2013	2030		2120		2220	2320			
Hinton Admiral	d		1518				1618			1718				1818			1918				2018			2125		2225	2325			
New Milton	d 1437		1522	1537			1622	1637		1722	1737			1822	1837		1922	1937			2022	2037		2129		2229	2329			
Sway	d		1527				1627			1727				1827			1927				2027			2134		2234	2334			
<b>Brockenhurst</b>	a 1443	1513	1532	1543		1613	1632	1643	1713	1732	1743		1813	1832	1843	1913	1932	1943	2001	2013	2032	2043	2113	2138	2213	2238	2338			
<b>Brockenhurst</b>	d 1444	1514	1533	1544		1614	1633	1644	1714	1733	1744		1814	1833	1844	1914	1933	1944	2002	2014	2033	2044	2114	2139	2214	2239	2339			
Beaulieu Road	d		1538							1738											2038									
Ashurst (New Forest)	d		1542				1640			1742				1840			1940				2042			2147		2247	2347			
Totton	d		1547				1645			1747				1845			1945				2047			2152		2252	2352			
<b>Southampton Central</b>	a 1458	1528	1553	1558	1615	1628	1651	1658	1728	1753	1758	1815	1828	1852	1859	1928	1951	1958	2015	2028	2053	2058	2128	2157	2228	2257	2357			
<b>Southampton Central</b>	d 1500	1530	1555	1600	1617	1630	1655	1700	1730	1755	1800	1817	1830	1855	1900	1930	1955	2000	2017	2030	2055	2100	2130	2200	2230	2300	2359			
<b>Southampton Airport</b>	a 1507	1537	1602	1607	1624	1637	1702	1707	1737	1802	1807	1824	1837	1902	1908	1937	2002	2007	2024	2037	2102	2107	2137	2207	2237	2307	0009			
Eastleigh	a	1549t	1607			1649t	1706		1749t	1806		1849t	1906		1949t	2006				2049t	2106		2149t	2211	2242	2311	0014			
Winchester	a 1517	1547	1624	1617	1632	1647	1724	1717	1747	1824	1817	1832	1847	1924	1917	1947	2024	2017		2047	2124	2117	2147	2222	2255	2324	0028v			
<b>Basingstoke</b>	a 1534	1615r		1634	1648	1715r		1734	1815r		1834	1848	1915r		1934	2015r		2034	2048	2118r	2134	2215r	2239	2312	2343					
Reading	a 1620b	1650e			1705	1754e		1821b	1850e			1907	1951e	2023b	2050e			2105	2150e		2219b	2250e	2323b	2352b						
<b>Woking</b>	a 1615b	1619			1715b	1719		1815b	1819			1915b	1919		2020			2120	2153	2219	2259	2332	2359	2332	0018					
Clapham Junction	a 1611	1657k		1711	1736b	1757k		1811	1857k		1911	1936b	1957k		2011	2053k		2111	2155k		2213	2248k	2319	0002	0053					
<b>London Waterloo</b>	a 1621	1649		1719		1749		1819	1849		1920		1949		2019	2051		2119	2149		2221	2249	2328	0011	0104					

Late night and weekend trains may be altered due to engineering works. Please check at [southwesternrailway.com](http://southwesternrailway.com) before travelling.

For guide to notes and symbols, see end of this timetable.

## SUNDAY

## Weymouth, Poole and Bournemouth to Basingstoke, Woking and London Waterloo

Operator Notes	SW	SW	SW	SW	XC	SW	SW	SW	SW	XC	SW	SW	SW	SW	XC	SW	SW	SW	SW	XC	SW	SW	SW	XC	SW	SW	SW	
<b>Weymouth</b> d			0748			0848		0948			1048		1148			1248		1348			1448		1548			1648		1745
Upwey d			0752			0852		0952			1052		1152			1252		1352			1452		1552			1652		1749
<b>Dorchester South</b> d			0800			0900		1000			1100		1200			1300		1400			1500		1600			1700		1800
Moreton d			0807			0907		1007			1107		1207			1307		1407			1507		1607			1707		1807
Wool d			0813			0913		1013			1113		1213			1313		1413			1513		1613			1713		1813
Wareham d			0820			0920		1020			1120		1220			1320		1420			1520		1620			1720		1820
Holton Heath d																												
Hamworthy a			0827			0927		1027			1127		1227			1327		1427			1527		1627			1727		1827
<b>Poole</b> d	0720	0750	0832	0855		0932	0955	1032	1055		1132	1155	1232	1255		1332	1355	1432	1455		1532	1555	1632	1655		1732	1755	1832
Parkstone d	0724	0754	0836			0936		1037			1136		1236			1337		1437			1537		1637			1737		1836
Branksome d	0727	0757	0840			0940		1041			1140		1240			1341		1441			1541		1641			1741		1840
<b>Bournemouth</b> a	0732	0802	0846	0904		0946	1004	1047	1104		1146	1204	1246	1304		1347	1404	1447	1504		1547	1604	1647	1704		1747	1804	1847
<b>Bournemouth</b> d	0736	0806	0850	0906	0940	0951	1006	1050	1106	1140	1150	1206	1250	1306	1340	1350	1406	1450	1506	1540	1550	1606	1650	1706	1740	1750	1806	1850
Pokesdown for Boscombe d	0740	0810		0910			1010		1110			1210		1310			1410		1510			1610		1710			1810	
Christchurch d	0744	0814		0914			1014		1114			1214		1314			1414		1514			1614		1714			1814	
Hinton Admiral d	0749	0819		0919			1019		1119			1219		1319			1419		1519			1619		1719			1819	
New Milton d	0753	0823	0901	0923		1002	1023	1101	1123		1201	1223	1301	1323		1401	1423	1501	1523		1601	1623	1701	1723		1801	1823	1901
Sway d	0758	0828		0928			1028		1128			1228		1328			1428		1528			1628		1728			1828	
<b>Brockenhurst</b> a	0802	0832	0908	0932	0954	1008	1032	1108	1132		1208	1232	1308	1332		1408	1432	1508	1532		1608	1632	1708	1732	1754	1808	1832	1908
<b>Brockenhurst</b> d	0803	0833	0909	0933	0955	1009	1033	1109	1133		1209	1233	1309	1333		1409	1433	1509	1533		1609	1633	1709	1733	1755	1809	1833	1909
Beaulieu Road d		0839		0939			1039		1139			1239		1339			1439		1539			1639		1739			1839	
Ashurst (New Forest) d	0813	0843		0943			1043		1143			1243		1343			1443		1543			1643		1743			1843	
Totton d	0818	0848		0948			1048		1148			1248		1348			1448		1548			1648		1748			1848	
<b>Southampton Central</b> a	0824	0853	0923	0953	1008	1023	1053	1123	1153	1208	1223	1253	1323	1353	1409	1423	1453	1523	1553	1609	1623	1653	1723	1753	1810	1823	1853	1923
<b>Southampton Central</b> d	0826	0855	0925	0955	1020	1025	1055	1125	1155	1217	1225	1255	1325	1355	1420	1425	1455	1525	1555	1620	1625	1655	1725	1755	1820	1825	1855	1925
<b>Southampton Airport</b> a	0833	0902	0932	1002	1026	1032	1102	1132	1202	1224	1232	1302	1332	1402	1426	1432	1502	1532	1602	1626	1632	1702	1732	1802	1826	1832	1902	1932
Eastleigh a		0907		1007			1107		1207			1307		1407			1507		1606			1706		1806			1906	
Winchester a	0842	0922	0941	1022	1035	1041	1122	1141	1222	1232	1241	1322	1341	1423	1435	1441	1522	1541	1616	1635	1641	1716	1741	1816		1841	1916	1941
<b>Basingstoke</b> a	0901	0942	0958	1042	1050	1058	1142	1158	1242	1248	1258	1342	1358	1443	1450	1458	1542	1558	1633	1650	1658	1733	1758	1833	1850	1858	1933	1958
Reading a	0933b	1008b	1033b		1108	1133b		1233b		1306	1333b		1433b		1507	1533b		1633b		1707	1733b		1833b		1909	1934b		2033b
<b>Woking</b> a	0928	1002	1019	1102		1118	1202	1218	1302		1318	1402	1418	1502		1518	1602	1618	1653		1718	1753	1818	1853		1918	1953	2018
Clapham Junction a	0959	1029	1041	1129		1141	1227	1239	1327		1339	1427	1439	1527		1539	1627	1639	1714		1739	1814	1839	1915		1939	2015	2039
<b>London Waterloo</b> a	1015	1043	1053	1141		1154	1237	1249	1337		1349	1437	1449	1537		1549	1637	1649	1724		1749	1825	1849	1925		1949	2024	2049

Late night and weekend trains may be altered due to engineering works.

Please check at [southwesternrailway.com](https://www.southwesternrailway.com) before travelling.

For guide to notes and symbols, see end of this timetable.

**SUNDAY**
**Weymouth, Poole and Bournemouth to Basingstoke, Woking and London Waterloo**

Operator Notes	SW	XC	SW	SW	SW	SW	SW	SW																			
<b>Weymouth</b>	d		1848		1958	2058	2158	2258																			
Upwey	d		1852		2002	2102	2202	2302																			
<b>Dorchester South</b>	d		1900		2010	2110	2210	2310																			
Moreton	d		1907		2017	2117	2217	2317																			
Wool	d		1913		2023	2123	2223	2323																			
Wareham	d		1920		2030	2130	2230	2330																			
Holton Heath	d																										
Hamworthy	a		1927		2037	2137	2237	2337																			
<b>Poole</b>	d	1855	1932	1955	2050	2150	2250	2350																			
Parkstone	d		1937		2054	2154	2254	2354																			
Branksome	d		1941		2057	2157	2257	2357																			
<b>Bournemouth</b>	a	1904	1947	2004	2103	2203	2303	0003																			
<b>Bournemouth</b>	d	1906	1940	1950	2006	2106	2208	2308																			
Pokesdown for Boscombe	d	1910			2010	2110	2212	2312																			
Christchurch	d	1914			2014	2114	2216	2316																			
Hinton Admiral	d	1919			2019	2119	2221	2321																			
New Milton	d	1923		2001	2023	2123	2225	2325																			
Sway	d	1928			2028	2128	2230	2330																			
<b>Brockenhurst</b>	a	1932		2008	2032	2132	2234	2335																			
<b>Brockenhurst</b>	d	1933		2009	2033	2133	2235	2336																			
Beaulieu Road	d	1939			2039	2139																					
Ashurst (New Forest)	d	1943			2043	2143	2243	2343																			
Totton	d	1948			2048	2148	2248	2348																			
<b>Southampton Central</b>	a	1953	2008	2023	2053	2153	2253	2354																			
<b>Southampton Central</b>	d	1955	2020	2025	2055	2155	2255																				
<b>Southampton Airport</b>	a	2002	2026	2032	2102	2202	2302																				
Eastleigh	a	2006			2106	2206	2309																				
Winchester	a	2016		2041	2116	2216	2322																				
<b>Basingstoke</b>	a	2033	2050	2058	2133	2234	2342																				
Reading	a		2107	2133b	2233b																						
<b>Woking</b>	a	2053		2118	2153	2254	0002																				
Clapham Junction	a	2114		2139	2214	2314	0023																				
<b>London Waterloo</b>	a	2124		2149	2224	2324	0033																				

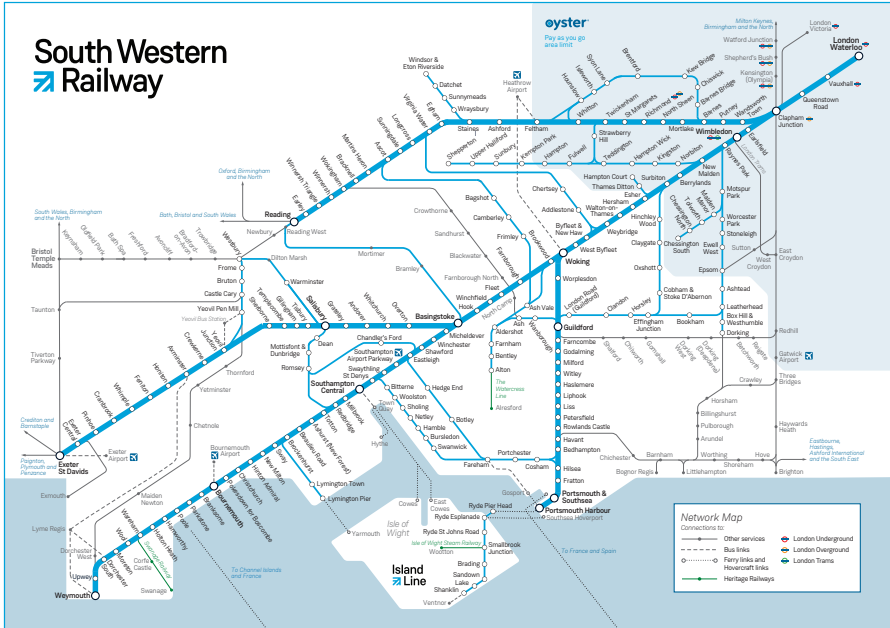
Late night and weekend trains may be altered due to engineering works.

Please check at [southwesternrailway.com](http://southwesternrailway.com) before travelling.

For guide to notes and symbols, see end of this timetable.



# South Western Railway



## Changing trains

Most journeys shown in this timetable are direct trains, shown in **bold type**. However, you may be able to make other journeys or reach your destination more quickly by changing trains. To help you find these alternative trains, we show them in *light italic type*. A letter against the time will show where you need to change trains – please check the ‘Notes’ section for an explanation of these letters.

Please allow plenty of time to change trains. At most stations you will need to allow at least five minutes. You will need longer at some stations, and this is shown in the ‘Station information’ table in this timetable. For example ⑩ means you should allow 10 minutes to change trains at this station.

## SATURDAY

## London Waterloo, Woking and Basingstoke to Bournemouth, Poole and Weymouth

Operator	SW	SW	SW	SW	SW	SW	SW	SW	SW	SW	SW	XC	SW	SW	SW	SW	SW	SW	SW	SW	SW	XC	SW	SW								
<b>London Waterloo</b>	d			0530		0630		0735		0805		0820b	0835			0905		0935			1005		1020b	1035								
Clapham Junction	d			0537u		0637u		0720k		0812u		0827b	0827k			0912u		0927k			1012u		1027b	1027k								
<b>Woking</b>	d			0603		0657		0800		0816b		0846b	0900			0916b		1000			1016b		1046b	1100								
Reading	d			0543b		0637b		0732b		0807b		0852				0909b					1007b		1051									
<b>Basingstoke</b>	d		0510z	0624		0718		0821		0849		0912				0949		1000r			1049		1111									
Winchester	d		0526z	0643		0734		0838	0850	0905		0927	0933		0949	1005			1049	1105		1129	1133									
Eastleigh	d		0536z	0652		0743		0847	0901			0921t			1000					1100		1121t										
<b>Southampton Airport</b>	d		0540z	0656		0748		0851	0905	0914		0936	0942		1005	1014				1105	1114		1138	1142								
<b>Southampton Central</b>	a			0703		0756		0858	0912	0922		0942	0949		1012	1022		1050		1112	1122		1144	1150								
<b>Southampton Central</b>	d		0621	0705	0721	0800	0817	0900	0930	0924	0930	0945	0951		1030	1024	1030	1051		1130	1124	1130	1146	1153								
Totton	d		0626	0710	0726	0805	0822	0905			0935						1035					1135										
Ashurst (New Forest)	d		0631		0731		0827				0940						1040					1140										
Beaulieu Road	d						0831				0944											1144										
<b>Brockenhurst</b>	a		0639	0721	0739	0816	0837	0916		0937	0951	0958	1004			1037	1051	1105			1137	1151		1206								
<b>Brockenhurst</b>	d		0615	0640	0722	0740	0817	0838	0917		0938	1016	0959	1005	1016		1038	1116	1106	1116		1138	1216		1207	1216						
Sway	d		0620	0644	0726	0744	0821	0842	0921						1021																	
New Milton	d		0625	0649	0731	0749	0826	0847	0926		0945				1026		1045				1126											
Hinton Admiral	d		0629	0653	0735	0753	0830	0851	0930						1030						1130											
Christchurch	d		0634	0658	0740	0758	0835	0856	0935		0952				1035		1052				1135											
Pokesdown for Boscombe	d		0637	0702	0744	0802	0839	0900	0939		0956				1038		1056				1138											
<b>Bournemouth</b>	a		0641	0706	0748	0806	0843	0904	0943		1000		1013	1020	1042		1100		1120	1142		1200		1214	1222	1242						
<b>Bournemouth</b>	d	0611	0644	0711	0749	0811	0844	0909	0944		1004			1024	1044		1104		1124	1144		1204			1226	1244						
Branksome	d	0616	0649	0716	0754	0816	0849	0914	0949					1029	1049				1129	1149					1231	1249						
Parkstone	d	0619	0652	0719	0757	0819	0852	0917	0952					1032	1052				1132	1152					1234	1252						
<b>Poole</b>	d	0624	0657	0724	0802	0824	0857	0922	0957		1014			1037	1055a		1114		1137	1155a		1214			1238	1255a						
Hamworthy	d	0629	0702	0729	0807	0829	0902	0927	1002		1019			1042			1119		1142			1219			1243							
Holton Heath	d	0633	0706	0733		0833		0931			1023					1123						1223										
Wareham	d	0638	0711	0738	0813	0838	0909	0935	1009		1028			1049			1128		1149			1228			1250							
Wool	d	0644	0717	0744	0820	0844	0915	0942			1035					1135						1235										
Moreton	d	0650	0723	0750	0826	0850	0921	0948			1041					1141						1241										
<b>Dorchester South</b>	d	0658	0731	0758	0834	0858	0929	0956	1027		1051		1105			1149		1205			1249				1306							
Upwey	d	0705	0738	0805	0841	0905	0936	1002			1058					1155						1255										
<b>Weymouth</b>	a	0709	0742	0809	0845	0909	0940	1007	1035		1102			1113			1200		1213		1300				1314							

Late night and weekend trains may be altered due to engineering works.  
Please check at [southwesternrailway.com](http://southwesternrailway.com) before travelling.

For guide to notes and symbols, see end of this timetable.

## SATURDAY

## London Waterloo, Woking and Basingstoke to Bournemouth, Poole and Weymouth

Operator	Notes	SW	SW	SW	SW	SW	SW	SW	XC	SW	SW	SW	SW	SW	SW	SW	SW	SW	XC	SW	SW	SW	SW	SW	SW	SW			
<b>London Waterloo</b>	d		1105		1135			1205		1220b	1235			1305		1335			1405		1420b	1435			1505		1535		
Clapham Junction	d		1112u		1127k			1212u		1227b	1227k			1312u		1327k			1411u		1427b	1427k			1512u		1527k		
<b>Woking</b>	d		1116b		1200			1216b		1246b	1302			1316b		1400			1416b		1446b	1500			1516b		1600		
Reading	d		1105b					1208b		1252				1305b					1407b		1452				1507b		1600r		
<b>Basingstoke</b>	d		1149		1200r			1248		1311				1349		1400r			1449		1512				1549		1600r		
Winchester	d	1149	1205		1233		1249	1305		1326	1334			1349		1405			1449		1505			1527	1533	1549	1605	1633	
Eastleigh	d	1200			1221t		1300			1321t				1400		1421t			1500		1521t			1600			1621t		
<b>Southampton Airport</b>	d	1205	1214		1242		1305	1314		1334	1343			1405	1414			1505	1514		1536	1542		1605	1614		1642		
<b>Southampton Central</b>	a	1212	1222	—	1249		1312	1322	—	1341	1350			1412	1422	—		1514	1522	—	1543	1549		1612	1622	—	1649		
<b>Southampton Central</b>	d	1230	1224	1230	1251		1330	1324	1330	1344	1351			1430	1424	1430	1451		1530	1524	1530	1545	1551		1630	1624	1630	1651	
Totton	d	—		1235			—			1335				—		1435			—		1535			—		1635			
Ashurst (New Forest)	d			1240						1340						1440					1540					1640			
Beaulieu Road	d									1344											1544								
<b>Brockenhurst</b>	a		1237	1251	1304	—		1337		1351			1405	—		1437	1451	1504	—		1537		1605	—		1637	1651	1704	—
<b>Brockenhurst</b>	d		1238	1316	1305	1316		1338	1416		1406	1416		1438	1516	1505	1516		1538	1616		1606	1616		1638	1716	1705	1716	
Sway	d			—		1321			—			1421			—					—		1606	1616		1638	—	1705	1721	
New Milton	d		1245			1326		1345				1426		1445					1526		1545		1626		1645		1726		
Hinton Admiral	d					1330						1430							1530			1630				1730			
Christchurch	d		1252			1335		1352				1435		1452					1535		1552		1635		1652		1735		
Pokesdown for Boscombe	d		1256			1338		1356				1438		1456					1538		1556		1638		1656		1738		
<b>Bournemouth</b>	a		1300		1320	1342		1400		1412	1420	1442		1500		1520	1542		1600		1613	1620	1642		1700		1720	1742	
<b>Bournemouth</b>	d		1304		1324	1344		1404			1424	1444		1504		1524	1544		1604			1624	1644		1704		1724	1744	
Branksome	d				1329	1349					1429	1449				1529	1549				1629	1649				1729	1749		
Parkstone	d				1332	1352					1432	1452				1532	1552				1632	1652				1732	1752		
<b>Poole</b>	d		1314		1337	1355a		1414			1437	1455a		1514		1537	1555a				1637	1655a			1714		1737	1755a	
Hamworthy	d		1319		1342			1419			1442			1519		1542					1619	1642			1719		1742		
Holton Heath	d		1323					1423						1523							1623				1723				
Wareham	d		1328		1349			1428			1449			1528		1549					1628	1649			1728		1749		
Wool	d		1335					1435						1535							1635				1735				
Moreton	d		1341					1441						1541							1641				1741				
<b>Dorchester South</b>	d		1349		1405			1449			1505			1549		1607					1649	1705			1749		1805		
Upwey	d		1355					1455						1555							1656				1755				
<b>Weymouth</b>	a		1400		1414			1500			1513			1600		1615					1714				1800		1813		

Late night and weekend trains may be altered due to engineering works.  
Please check at [southwesternrailway.com](http://southwesternrailway.com) before travelling.

For guide to notes and symbols, see end of this timetable.

## SATURDAY

## London Waterloo, Woking and Basingstoke to Bournemouth, Poole and Weymouth

Operator Notes	SW	SW	SW	XC	SW	SW	SW	SW	SW	SW	SW	SW	SW	XC	SW	SW	SW	SW	SW	SW	SW	SW	XC	SW	SW	XC	SW		
<b>London Waterloo</b>	d		1605		1620b	1635			1705		1735			1805		1820b	1835			1905		1935		2005	2020b	2035	2105	2120b	2135
Clapham Junction	d		1612u		1627b	1627k			1712u		1727k			1812u		1827b	1827k			1912u		1927k		2012u	2027b	2027k	2112u	2127b	2127k
<b>Woking</b>	d		1616b		1646b	1700			1716b		1800			1816b		1846b	1900			1916b		2000		2016b	2046b	2100	2132	2146b	2200
Reading	d		1607b		1652				1707b		1852			1812b		1852				1905b		2000r		2005b	2052		2105b	2152	
<b>Basingstoke</b>	d		1649		1712				1749		1800r			1849		1912				1949		2000r		2049	2112		2151	2212	
Winchester	d	1649	1705		1727	1733		1749	1805		1833		1849	1905		1933		1954	2006		2033		2105		2133	2208		2233	
Eastleigh	d	1700			1721t			1800			1821t		1900			1921t		2005		2049		2021z		2100z	2121z		2216	2222z	
<b>Southampton Airport</b>	d	1705	1714		1736	1742		1805	1814		1842		1905	1914		1936	1942		2014		2042		2114	2136	2142	2220	2236	2242	
<b>Southampton Central</b>	a	1712	1722	—	1742	1749		1812	1822	—	1850		1912	1921	—	1942	1949		2016	2022	—	2042	2122	2145	2149	2227	2242	2249	
<b>Southampton Central</b>	d	1730	1724	1730	1745	1751		1830	1824	1830	1851		1930	1924	1930	1944	1951		2030	2024	2030	2051		2124	2146	2151	2229	2245	2251
Totton	d	—		1735				—		1835			—		1935				—		2035			2129		2234			
Ashurst (New Forest)	d			1740						1840					1940						2040			2134		2239			
Beaulieu Road	d			1744											1944														
<b>Brockenhurst</b>	a		1737	1751		1804	—		1837	1851	1904	—		1937	1951	1957	2004	—		2037	2051	2104	—	2142		2204	2247		2304
<b>Brockenhurst</b>	d		1738	1816		1805	1816		1838	1916	1905	1916		1938	2016	1958	2005	2016		2038	2116	2105	2116	2143		2205	2248		2305
Sway	d			—			1821			—					—					—			2120	2148			2253		
New Milton	d		1745				1826		1845														2125	2153			2258		
Hinton Admiral	d						1830																2129	2157			2302		
Christchurch	d		1752				1835		1852														2134	2202			2307		
Pokesdown for Boscombe	d		1756				1838		1856														2138	2206			2311		
<b>Bournemouth</b>	a		1800		1813	1820	1842		1900		1920	1942		2000		2012	2020	2042		2100		2120	2142	2210	2215	2220	2315	2318	2324
<b>Bournemouth</b>	d		1804				1824	1844		1904		1924	1944		2004					2104		2124	2146	2212		2224	2317		2327
Branksome	d						1829	1849				1929	1949									2129	2151	2217		2229	2322		2332
Parkstone	d						1832	1852				1932	1952									2132	2154	2221		2232	2326		2335
<b>Poole</b>	d		1814				1837	1855a		1914		1937	1955a		2014		2037	2052a		2114		2137	2157a	2226a		2237	2330a		2340
Hamworthy	d		1819				1842			1919		1942			2019		2042			2119		2142				2242			2345
Holton Heath	d		1823							1923					2023														
Wareham	d		1828			1849				1928		1949			2028		2049			2126		2149				2249			2351
Wool	d		1835							1935					2035					2133		2155				2255			2358
Moreton	d		1841							1941					2041					2143		2201				2301			0004
<b>Dorchester South</b>	d		1849			1905				1949		2005			2049		2105			2151		2209				2309			0012
Upwey	d		1855							1955					2055					2158		2216				2316			0018
<b>Weymouth</b>	a		1900				1913			2000		2014			2101					2202		2220				2320			0023

Late night and weekend trains may be altered due to engineering works.  
Please check at [southwesternrailway.com](http://southwesternrailway.com) before travelling.

For guide to notes and symbols, see end of this timetable.

**SATURDAY**

London Waterloo, Woking and Basingstoke to Bournemouth, Poole and Weymouth

Operator	Notes	SW	SW	SW	SW																								
<b>London Waterloo</b>	d	2205	2235	2305	0010																								
Clapham Junction	d	2212u	2227k	2312u	0017u																								
<b>Woking</b>	d	2232	2300	2332	0040																								
Reading	d	2205b	2252z	2305b																									
<b>Basingstoke</b>	d	2252	2314z	2352	0100																								
Winchester	d	2308	2333	0011	0116																								
Eastleigh	d	2319	2324z	0022	0125																								
<b>Southampton Airport</b>	d	2323	2342	0026	0129																								
<b>Southampton Central</b>	a	2330	2349	0035	0136																								
<b>Southampton Central</b>	d	2332	2351	0037	0138																								
Totton	d	2337		0042s	0143s																								
Ashurst (New Forest)	d	2342																											
Beaulieu Road	d																												
<b>Brockenhurst</b>	a	2350	0004	0053s	0154s																								
<b>Brockenhurst</b>	d	2351	0005																										
Sway	d	2355																											
New Milton	d	2359		0100s	0204s																								
Hinton Admiral	d	0004																											
Christchurch	d	0009		0107s	0211s																								
Pokesdown for Boscombe	d	0012		0111s	0215s																								
<b>Bournemouth</b>	a	0016	0022	0115	0219																								
<b>Bournemouth</b>	d	0018	0023	0117																									
Branksome	d	0021	0028	0122s																									
Parkstone	d	0024	0031	0125s																									
<b>Poole</b>	d	0030a	0036a	0128a																									
Hamworthy	d																												
Holton Heath	d																												
Wareham	d																												
Wool	d																												
Moreton	d																												
<b>Dorchester South</b>	d																												
Upwey	d																												
<b>Weymouth</b>	a																												

Late night and weekend trains may be altered due to engineering works. Please check at [southwesternrailway.com](http://southwesternrailway.com) before travelling.

For guide to notes and symbols, see end of this timetable.

## SUNDAY

## London Waterloo, Woking and Basingstoke to Bournemouth, Poole and Weymouth

Operator Notes	SW	SW D	SW	SW D	SW	SW D	XC	SW	SW D	SW	SW D	XC	SW	SW D	SW	SW D	XC	SW	SW D	SW	SW D	XC	SW	SW	SW	SW	XC	SW
<b>London Waterloo</b>	d			0753	0835	0853		0935	0953	1035	1054	1115b	1135	1154	1235	1254	1315b	1335	1354	1435	1454	1520b	1535	1605	1635	1705	1720b	1735
Clapham Junction	d			0803u	0845u	0903u		0945u	1003u	1045u	1103u	1123b	1145u	1203u	1242u	1303u	1322b	1342u	1403u	1442u	1503u	1527b	1542u	1612u	1642u	1712u	1727b	1742u
<b>Woking</b>	d			0828	0909	0928		1009	1028	1108	1128	1146b	1207	1228	1307	1328	1345b	1407	1428	1507	1528	1546b	1607	1637	1707	1737	1746b	1807
Reading	d			0738b	0838b	0912b	0952		1012b	1038b	1112b	1152		1212b	1238b	1312b	1352		1412b	1438b	1512b	1552		1612b	1638b	1712b	1752	
<b>Basingstoke</b>	d	0748		0848	0929	0948	1012	1029	1048	1128	1148	1212	1227	1248	1327	1347	1412	1427	1447	1527	1548	1612	1627	1657	1727	1757	1812	1827
Winchester	d	0807		0908	0946	1008	1027	1046	1108	1144	1208	1227	1244	1308	1344	1407	1427	1444	1507	1544	1607	1627	1644	1714	1744	1814	1827	1844
Eastleigh	d	0821		0922		1022			1122		1222			1322		1420			1520		1621			1723		1823		
<b>Southampton Airport</b>	d	0825		0927	0955	1027	1036	1055	1127	1153	1227	1236	1253	1327	1353	1425	1436	1453	1525	1553	1625	1636	1653	1727	1753	1827	1836	1854
<b>Southampton Central</b>	a	0832		0934	1002	1034	1042	1102	1134	1200	1234	1242	1300	1334	1400	1432	1442	1500	1532	1600	1632	1642	1700	1734	1800	1834	1842	1901
<b>Southampton Central</b>	d	0834	0903	0935	1003	1035	1050	1103	1135	1203	1235	1249	1303	1335	1403	1433	1447	1503	1533	1603	1634	1647	1703	1736	1803	1836	1847	1905
Totton	d	0839		0941		1041			1141		1241			1341		1439			1539		1639			1741		1841		
Ashurst (New Forest)	d	0844		0945		1045			1145		1245			1345		1443			1543		1644			1746		1846		
Beaulieu Road	d	0848		0950		1050			1150		1250			1350		1448			1548		1648			1750		1850		
<b>Brockenhurst</b>	a	0854	0916	0956	1017	1056	1107	1117	1156	1216	1256		1316	1356	1416	1454		1516	1554	1616	1654		1716	1756	1816	1856	1903	1918
<b>Brockenhurst</b>	d	0855	0917	0957	1017	1057	1112	1117	1157	1217	1257		1317	1357	1417	1455		1517	1555	1617	1655		1717	1757	1817	1857	1910	1919
Sway	d	0900		1001		1101			1201		1301			1401		1459			1559		1700			1801		1901		
New Milton	d	0905	0924	1006	1024	1106		1124	1206	1224	1306		1324	1406	1424	1504		1524	1604	1624	1705		1724	1806	1824	1906		1925
Hinton Admiral	d	0909		1010		1110			1210		1310			1410		1508			1608		1709			1810		1910		
Christchurch	d	0914		1015		1115			1215		1315			1415		1513			1613		1714			1815		1915		
Pokesdown for Boscombe	d	0917		1019		1119			1219		1319			1419		1517			1617		1717			1819		1919		
<b>Bournemouth</b>	a	0921	0934	1023	1034	1123	1126	1134	1223	1234	1323	1326	1334	1423	1434	1521	1525	1534	1621	1634	1721	1725	1734	1823	1834	1923	1927	1936
<b>Bournemouth</b>	d	0839	0924	0939	1024	1039	1124		1139	1224	1239	1324		1339	1424	1439	1522		1539	1622	1639	1723		1739	1824	1839	1924	1940
Branksome	d	0844		0944		1044			1144		1244			1344		1444			1544		1644			1744		1844		1945
Parkstone	d	0847		0947		1047			1147		1247			1347		1447			1547		1647			1747		1847		1948
<b>Poole</b>	d	0851	0933a	0951	1033a	1051	1133a		1151	1233a	1251	1333a		1351	1433a	1451	1531a		1551	1631a	1651	1732a		1751	1833a	1851	1933a	1952
Hamworthy	d	0856		0956		1056			1156		1256			1356		1456			1556		1656			1756		1856		1957
Holton Heath	d																											
Wareham	d	0903		1003		1103			1203		1303			1403		1503			1603		1703			1803		1903		2004
Wool	d	0910		1010		1110			1210		1310			1410		1510			1610		1710			1810		1910		2011
Moreton	d	0916		1016		1116			1216		1316			1416		1516			1616		1716			1818		1916		2017
<b>Dorchester South</b>	d	0924		1024		1124			1224		1324			1424		1524			1624		1724			1826		1924		2025
Upwey	d	0931		1031		1131			1231		1331			1431		1531			1631		1731			1832		1931		2032
<b>Weymouth</b>	a	0935		1035		1135			1235		1335			1435		1535			1635		1735			1837		1935		2036

Late night and weekend trains may be altered due to engineering works.

Please check at [southwesternrailway.com](http://southwesternrailway.com) before travelling.

For guide to notes and symbols, see end of this timetable.

**SUNDAY**
**London Waterloo, Woking and Basingstoke to Bournemouth, Poole and Weymouth**






Operator	SW	SW	SW	XC	SW	SW	XC	SW	SW	SW	SW	SW																												
<b>London Waterloo</b>	d	1805	1835	1905	1920b	1935	2005	2020b	2035	2105	2135	2205	2305																											
Clapham Junction	d	1812u	1842u	1912u	1927b	1942u	2012u	2027b	2042u	2112u	2142u	2212u	2312u																											
<b>Woking</b>	d	1837	1907	1937	1946b	2007	2037	2046b	2107	2137	2207	2237	2337																											
Reading	d		1839b		1952			2052			2152b																													
<b>Basingstoke</b>	d	1857	1927	1957	2010	2027	2057	2112	2127	2157	2227	2257	2357																											
Winchester	d	1914	1944	2014		2044	2114		2144	2214	2244	2314	0014																											
Eastleigh	d	1923		2023			2123			2223		2323	0024																											
<b>Southampton Airport</b>	d	1927	1954	2027	2034	2053	2127	2136	2153	2227	2253	2327	0028																											
<b>Southampton Central</b>	a	1934	2001	2034	2043	2101	2134	2142	2200	2234	2300	2334	0037																											
<b>Southampton Central</b>	d	1936	2003	2036	2049	2103	2136	2150	2203	2236	2303	2336	0040																											
Totton	d	1941		2041			2141			2241		2341	0045s																											
Ashurst (New Forest)	d	1946		2046			2146			2246		2346																												
Beaulieu Road	d	1950		2050			2150																																	
<b>Brockenhurst</b>	a	1956	2016	2056		2116	2156		2216	2254	2316	2354	0056s																											
<b>Brockenhurst</b>	d	1957	2017	2057		2117	2157		2217	2257	2317	2355																												
Sway	d	2001		2101			2201			2301		2359																												
New Milton	d	2006	2023	2106		2124	2206		2224	2306	2324	0004	0104s																											
Hinton Admiral	d	2010		2110			2210			2310		0008																												
Christchurch	d	2015		2115			2215			2315		0013	0111s																											
Pokesdown for Boscombe	d	2019		2119			2219			2319		0017	0115s																											
<b>Bournemouth</b>	a	2023	2034	2123	2126	2134	2223	2227	2234	2323	2334	0021	0119																											
<b>Bournemouth</b>	d	2024	2039	2124		2139	2224		2239	2324	2339	0022	0120																											
Branksome	d		2044			2144			2244		2344	0027	0125s																											
Parkstone	d		2047			2147			2247		2347	0030	0128s																											
<b>Poole</b>	d	2033a	2051	2133a		2151	2233a		2251	2333a	2351	0034a	0132a																											
Hamworthy	d		2056			2156			2256		2356																													
Holton Heath	d																																							
Wareham	d		2103			2203			2303		0003																													
Wool	d		2110			2210			2310		0010																													
Moreton	d		2117			2216			2316		0016																													
<b>Dorchester South</b>	d		2125			2224			2324		0024																													
Upwey	d		2132			2231			2331		0030																													
<b>Weymouth</b>	a		2136			2236			2336		0035																													



Late night and weekend trains may be altered due to engineering works.  
 Please check at [southwesternrailway.com](http://southwesternrailway.com) before travelling.

For guide to notes and symbols, see end of this timetable.

## GUIDE TO NOTES AND SYMBOLS

First Class accommodation also available on all trains shown in **bold type**.

- A** Also calls at Redbridge 0735.  
**B** Also calls at Redbridge 1717.  
**D** Divides during journey - please make sure you are in the correct portion.  
**SW** Operated by South Western Railway.  
**XC** Operated by CrossCountry  
 · Seat reservations available  
 · Cycle reservations recommended.
- a Arrival time.  
 b Change at Basingstoke.  
 c Change at Basingstoke and Winchester.  
 d Departure time.  
 e Change at Winchester and Basingstoke.  
 g Change at Winchester and Woking.  
 h Change at Woking and Winchester.  
 k Change at Woking.  
 r Change at Winchester.  
 s Stops to let passengers leave the train only.  
 t Change at Southampton Airport Parkway.  
 u Stops to let passengers join the train only.  
 v Change at Eastleigh.  
 z Change at Southampton Central.  
 ─ Continued in later column.  
 ─ Continued from earlier column.
-  Train attaches to another.  
 Train divides.  
 Car Park.  
 Minimum connection time where different from the standard five minutes.  
 † Station is **closed** on Sunday.  
 \$ For details of additional trains, please see Great Western Railway timetables.  
 ‡ For services to and from Lymington please see timetable 27.  
 For details of buses from Wareham station to Corfe Castle and Swanage, telephone 01202 338420.  
 For information on the Swanage Railway visit [swanagerailway.co.uk](http://swanagerailway.co.uk)  
 ↖ Southampton Airport - station is a short walk from the airport terminal.  
 ↖ Woking - Railair coach link between Woking station and Heathrow Airport. Visit [nationalexpress.com](http://nationalexpress.com) for details.  
 \$ Station is approximately 3 miles from Beaulieu village. There are NO bus services from Beaulieu Road station.  
 Please visit [beaulieu.co.uk](http://beaulieu.co.uk) for public transport information to the Motor Museum.

-  Station for Southampton City Centre and the Docks. Also buses for Red Funnel Ferries to Cowes, Isle of Wight, ([redfunnel.co.uk](http://redfunnel.co.uk)) and the Hythe ferry ([hytheferry.co.uk](http://hytheferry.co.uk)).  
 Interchange for London Underground. Visit [tfl.gov.uk](http://tfl.gov.uk) for details.  
 ★ Passengers travelling with cycles may not join or leave services at stations with train times shown in blue.

### Cycles on trains

At peak times the following restrictions apply in the area bounded by Reading, Hook, Alton, Guildford and Dorking.




Passengers travelling with cycles may not join or leave services timed to arrive at London Waterloo between 0715 and 1000 inclusive and timed to depart from London Waterloo between 1645 and 1900 inclusive.

### Travelling after midnight?

Trains which run after midnight are shown at the end of the day.

## STATION INFORMATION

See notes for explanation of symbols.

Weymouth	P		S
Upwey	P		S
Dorchester South	P		S
Moreton	P		
Wool	P		
Wareham	P		
Holton Heath	P		†
Hamworthy			
Poole	P	④	
Parkstone	P		
Branksome	P		
Bournemouth	P		
Pokesdown for Boscombe			
Christchurch	P		
Hinton Admiral	P		
New Milton	P		
Sway	P		
Brockenhurst	P	⑤	‡
Beaulieu Road			\$
Ashurst (New Forest)	P		
Totton	P		
Southampton Central	P		
Southampton Airport	P		↖
Eastleigh	P	③	
Winchester	P		
Basingstoke	P		
Reading	P	⑦	
Woking	P		↖
Clapham Junction		⑩	
London Waterloo		⑪	



## 28A Yeovil Pen Mill - Weymouth

### MONDAY TO FRIDAY

	Notes									
<b>Yeovil Pen Mill</b>	d	0735	1013	1113	1314	1619	1820	1917	2223	
Dorchester West	d	0810	1047	1153	1353	1653	1854	1951	2257	
Upwey	d	0817	1055	1201	1401	1701	1901	1958	2304	
<b>Weymouth</b>	a	0823	1100	1206	1406	1706	1906	2003	2309	

### SATURDAY

0730	1009	1111	1311	1613	1914	2219				
0804	1043	1153	1354	1653	1953	2253				
0813	1051	1202	1403	1702	2002	2302				
0818	1056	1208	1408	1708	2008	2307				

### SUNDAY

1000	1104	1502	1917	2220
1038	1141	1537	1951	2254
1046	1149	1545	1958	2301
1051	1154	1551	2003	2306

## 28A Weymouth - Yeovil Pen Mill

### MONDAY TO FRIDAY

	Notes									
<b>Weymouth</b>	d	0526	0642	0850	1111	1311	1455	1730	2015	
Upwey	d	0531	0647	0855	1116	1316	1500	1735	2020	
Dorchester West	d	0539	0655	0903	1125	1325	1508	1743	2028	
<b>Yeovil Pen Mill</b>	a	0614	0728	0936	1200	1400	1548	1816	2101	

### SATURDAY

0638	0846	1110	1310	1455	1728	2020				
0643	0851	1115	1315	1500	1733	2025				
0651	0859	1123	1323	1508	1741	2033				
0726	0934	1158	1358	1543	1816	2108				

### SUNDAY

1103	1409	1610	1753	2010
1108	1414	1615	1758	2015
1117	1422	1623	1806	2023
1152	1457	1656	1839	2056

#### NOTES

Operated by Great Western Railway.

For details of seat and cycle reservation requirements and also catering facilities, please refer to Great Western Railway publications.

- a** Arrival time.  
**d** Departure time.

#### STATION INFORMATION

For a guide to notes and symbols, see end of main timetable.

<b>Yeovil Pen Mill</b>	<b>P</b>	
<b>Dorchester West</b>		
<b>Upwey</b>	<b>P</b>	S
<b>Weymouth</b>	<b>P</b>	S

Late night and weekend trains may be altered due to engineering works.

# 28B Dorchester South - Bridport - Lyme Regis Bus Service

Operated by First Wessex X51 - Tel: 0345 6460707  
firstbus.co.uk/wessex

## MONDAY TO FRIDAY

Notes				SH	Sch															
<b>Dorchester South Station</b>	d	0807	1007	1207	1407	1419	1607	1855												
Bridport West Street	a	0844	1046	1246	1446	1458	1646	1932												
<b>Lyme Regis Square</b>	a	0923	1126	1326	1526	1538	1726													

Notes		Sch																		
<b>Lyme Regis Post Office</b>	d	0633b		0838	1039	1239	1439	1647	1843											
Bridport West Street	d	0708	0728	0916	1117	1317	1517	1740	1919											
<b>Dorchester South Station</b>	a	0748	0808	0957	1158	1358	1558	1827	1959											

## SATURDAY

Notes																				
<b>Dorchester South Station</b>	d	0807	1007	1207	1407	1607	1855													
Bridport West Street	a	0844	1046	1246	1446	1646	1932													
<b>Lyme Regis Square</b>	a	0923	1126	1326	1526	1726														

Notes																				
<b>Lyme Regis Post Office</b>	d		0839	1039	1239	1439	1642													
Bridport West Street	d	0708	0917	1117	1317	1517	1735													
<b>Dorchester South Station</b>	a	0748	0954	1154	1354	1554	1822													

## SUNDAY



**NOTES** SH - School Holidays only. a - Arrival time. d - Departure time.  
Sch - School days only. b - Change at Bridport Bus Station

Rail tickets to 'Bridport Bus X51/3' are valid to Lyme Regis (and also on the Weymouth - Lyme Regis service)

**NO SERVICE on Sundays or Public Holidays until Easter 2022.**

# 28C Weymouth - Bridport - Lyme Regis Bus service

Bus service operated by First Wessex X53 – Tel: 0345 6460707  
firstbus.co.uk/wessex

## MONDAY TO FRIDAY

Notes					Sch	SH			
Weymouth Kings Statue K6	d	0653	0845	1045	1245	1438	1445	1700	1800
Abbotsbury Ilchester Arms	a	0716	0914	1114	1314	1507	1514	1729	1829
West Bay George Hotel	a	0733	0935	1135	1335	1528	1535	1750	1850
Bridport West Street	a	0741	0945	1145	1345	1600	1545	1800	1900
Lyme Regis Square	a	0809	1026	1226	1426	1641	1626	1841	

## MONDAY TO FRIDAY

Notes	SH	Sch	SH	Sch						
Lyme Regis Post Office	d	0633	0633	0737	0728	0939	1139	1339	1551	1749
Bridport West Street	a	0707	0707	0811	0802	1017	1217	1417	1629	1827
West Bay George Hotel	a	0717	0717	0821	0831	1027	1227	1427	1639	1837
Abbotsbury Ilchester Arms	a	0736	0736	0840	0851	1047	1247	1447	1659	1847
Weymouth Bus Garage	a	0803	0807	0908	0919	1115	1315	1515	1727	1924

## SATURDAY

0653	0845	1045	1245	1445	1700														
0716	0914	1114	1314	1514	1729														
0733	0935	1135	1335	1535	1750														
0741	0945	1145	1345	1545	1800														
0809	1026	1226	1426	1626	1841														

## SATURDAY

0737	0939	1139	1339	1539	1739														
0820	1017	1217	1417	1617	1817														
0831	1027	1227	1427	1627	1827														
0851	1047	1247	1447	1647	1846														
0920	1115	1315	1515	1715	1913														

**NOTES** SH - School Holidays only.

a - Arrival time.

d - Departure time.

**NO SERVICE on Sundays or Public Holidays until Easter 2022.**

Sch - School days only.

Rail tickets to 'Bridport Bus X51/53' are valid to Lyme Regis (and also on the Dorchester - Lyme Regis service)

# 28D Bournemouth Rail Station to Bournemouth International Airport (Hurn) Bus Service

Operated by Bournemouth Transport (Yellow Buses) 737, Tel: 01202 636110, [yellowbuses.co.uk/routes](http://yellowbuses.co.uk/routes)

**MONDAY TO FRIDAY - NO SERVICE on this route on Saturdays, Sundays or public holidays**

	<i>Notes</i>																			
<b>Bournemouth Station #</b>	d	0556	0651	0922	1107	1252														
<b>Bournemouth Airport</b>	a	0631	0726	1000	1145	1330														

	<i>Notes</i>																			
<b>Bournemouth Airport</b>	d	1005	1150	1335	1620	1800														
<b>Bournemouth Station</b>	a	1047	1232	1417	1707	1834														

**NOTES**

# - Buses use Stand 2 in the Bus Station, adjacent to Platform 3 exit at Bournemouth Railway Station.

a - Arrival Time

d - Departure time.

**Bournemouth PlusBus tickets are valid to Bournemouth Airport.**

Visit us at [southwesternrailway.com](https://southwesternrailway.com)

- Buying tickets online
- Live train information
- Train times
- Special offers and days out
- Plan your journey
- Latest news

Customer Service Centre

**0345 6000 650**

Our UK based team are available 7 days a week from 6am to 10pm for:

- Comments and suggestions

Assisted Travel

**0800 5282 100**

**Text relay 18001 0800 5282 100**

A freephone service open 24 hours for older and disabled customers.

We recommend booking assistance **4 hours in advance**.

National Rail Enquiries

**03457 48 49 50**

Train times, fares and rail information.

Free travel alerts

[southwesternrailway.com/alerts](https://southwesternrailway.com/alerts)

Keeping our registered customers up-to-date with their service running information, delays and alterations.

Twitter [@SW\\_Help](https://twitter.com/SW_Help)

Follow South Western Railway on Twitter and be the first to know what's happening on our network.

Facebook [Facebook.com/SWRailway](https://Facebook.com/SWRailway)

Providing South Western Railway network information and details of our latest offers.

First MTR South Western Trains Limited (trading as South Western Railway) accepts no liability for any inaccuracy in the information contained in this timetable which is subject to alteration.

First MTR South Western Trains Limited. Registered in England and Wales 07900320.

Registered office: 8th Floor, The Point, 37 North Wharf Road, London W2 1AF.

A First and MTR company.

**South Western**  
 **Railway**

PTT28 1221



Please Recycle