

# 24 ISLAND LINE

## Isle of Wight to London Waterloo



### Train times

29 May to 5 November 2022

## Your timetable

This timetable shows Island Line train services between **Shanklin and Ryde Pier Head**. Times for the connecting bus link to Ventnor are also included.

Ferries from Ryde Pier Head to Portsmouth Harbour offer connections to mainland train services by South Western Railway to London Waterloo, Southern to London Victoria and Great Western Railway to Cardiff.

Customers for the Isle of Wight Steam Railway should travel to Smallbrook Junction for connecting services. For more information please visit **[iwsteamrailway.co.uk](http://iwsteamrailway.co.uk)**.

## Buy a ticket before you board

You need to buy a valid ticket before you get on your train. We know that most of our passengers do this before travelling, and we have a duty to those passengers to make sure no-one travels without paying. This is why we run a penalty fares scheme across most of our network.

If you travel without a valid ticket to or from a station within the penalty fares area, you may have to pay a penalty fare of £20 or twice the single fare to the next station your train stops at (whichever is higher). You will also have to buy a ticket for the rest of your journey.

We have a policy to, wherever possible, prosecute everyone who deliberately avoids paying.

## Travel with Confidence

So that you can travel with confidence, we are: ventilating trains to refresh air, improving information about journeys and trains, and extensively cleaning trains and stations.

In crowded spaces, wear a face covering out of respect to others. Please be considerate of other passengers and rail staff.

## Changes to train times

Network Rail need to do engineering work to maintain and improve the rail network. They do a lot of this work at weekends and during holiday periods, but they also need to do some work overnight during the week.

If we need to close rail lines so Network Rail can carry out work, buses will replace train services. We may also have to alter train services over a wider area.

Please check for any changes to train times before travelling at weekends, late in the evening or early in the morning. Look for the 'Changes to train times' posters at stations, or visit our website at **[southwesternrailway.com](http://southwesternrailway.com)**.

## National Rail Enquiries

For full details of train services and fares please telephone **03457 48 49 50**.

This is a local call rate service available 24 hours a day.

## Public holidays

Services are subject to alteration during public holidays and passengers are advised to check train times before travelling.

## Connections

Please note that connections cannot be guaranteed. Rail and ferry services may not be held in the event of late running.

## Cycles on Island Line

A maximum of four cycles may be carried at no charge in the 'Shanklin end' of all trains. Island Line reserves the right to restrict the carriage of bicycles on any trains when the safety and comfort of passengers or the punctuality of the train may be jeopardised. Implementation of this restriction will be at the guard's discretion.

**Please note that tandems and cycles with attachments cannot be carried.**

## No-smoking policy

For the comfort of all our customers, smoking and using e-cigarettes is not allowed on any part of our trains or stations.

You can smoke outside the station entrance or in our car parks.

# Fares and Discounts

## Children's fares

Children aged 15 years and under travel for half the adult price and under 5's travel free on all services.

## Season Tickets

For regular passengers a Season Ticket offers reductions on the cost of buying return tickets every day. For information on the savings a Weekly, Monthly or Annual Season Ticket can offer you, please enquire at Ryde Esplanade or Shanklin ticket offices, or ask the guard on the train. A photocard is required for all Season Tickets.

## Island Line Residents Card

Save 40% on Island Line Single and Day Return Fares with an Island Line Residents Card. Savings available after 9am Monday to Friday and all day weekends and public holidays. Residents Cards cost **£5** for the individual card or **£7.50** for the Family Card.

To apply for your discount card complete an application form and take it together with a recent photograph of yourself and proof of residence, for example council tax notice or driving licence to either Ryde Esplanade or Shanklin ticket office.

**All National Railcards are accepted for reduced rate travel on Hovertravel and Wightlink services when part of a rail journey.**

## Automated Delay Repay

We have introduced a new Automated Delay Repay (ADR) system that drastically cuts the time it takes to claim and receive compensation if your train is late.

ADR works for all customers who have bought Advance tickets or a Touch Smartcard season ticket from our website.

If you have a Touch Smartcard season ticket, you will need to touch in and out at the beginning and end of your journey, sign up for a Delay Repay account at

**[delayerepay.southwesternrailway.com](https://delayerepay.southwesternrailway.com)** and select 'Auto Delay Repay'. (The email addresses you use for 'My Account' and 'Delay Repay' must match.)

To find out more about Automated Delay Repay, visit:

**[southwesternrailway.com/contact-and-help/refunds-and-compensation/delay-repay/automated-delay-repay](https://southwesternrailway.com/contact-and-help/refunds-and-compensation/delay-repay/automated-delay-repay)**.

# Connections

## BY TRAIN

### South Western Railway

Provides fast, frequent trains from London Waterloo to Portsmouth. For further details visit [southwesternrailway.com](https://www.southwesternrailway.com)

### Southern

Provides services from Brighton, Chichester and West Sussex stations, also from London Victoria to Portsmouth via East Croydon and Gatwick Airport.

For further details visit [southernrailway.com](https://www.southernrailway.com)

### Great Western Railway

Provides frequent services from Cardiff, Bristol, Salisbury and Southampton to Portsmouth Harbour.

For further details visit [GWR.com](https://www.gwr.com)

## BY HOVERCRAFT

### Hovertravel

Provides a fast and friendly service to the Isle of Wight. A 10 minute crossing between Southsea (Clarence Pier) and Ryde Esplanade with connections to Island Line trains.

For further details please telephone **01983 717700** or visit [hovertravel.co.uk](https://www.hovertravel.co.uk)

## BY FERRY

### Wightlink

Provides a fast, comfortable service between Portsmouth Harbour and Ryde Pier Head. This crossing, which takes approximately 22 minutes, connects with the station at each end of the service.

Please telephone **0333 999 7333** or visit [wightlink.co.uk](https://www.wightlink.co.uk)

# Connections

## BY BUS

### Southern Vectis

Provides bus services across the island.

Please telephone **0330 0539 182** or visit **islandbuses.info**

### Shanklin to Ventnor Rail/Bus Link

The joint initiative between Island Line and Southern Vectis at Shanklin has now been going for several years. This arrangement involves the station being served by Southern Vectis service 3. Buses will depart from the station front providing direct links, seven days a week, for rail passengers to Whiteley Bank, Wroxall and Ventnor.

Special 'Rail-link' fares are available to passengers making a through journey using both Southern Vectis and Island Line Trains. The tickets can be bought at the station or on the bus.

For further details please telephone **0330 0539 182** or visit **islandbuses.info/services/SVCT/3**

### First Bus

First Bus in Portsmouth, Fareham and Gosport operate nearly 40 routes on the mainland. Please visit **firstgroup.com** for further information.

### Stagecoach Bus

Stagecoach bus services include Coastliner 700, which operates between Portsmouth Harbour and Bognor Regis calling at Havant, Emsworth and Chichester. Please visit **stagecoachbus.com** to download a timetable.



**MONDAY TO FRIDAY**
**Isle of Wight - Portsmouth - London Waterloo**

Notes	★		★		★																																					
Ventnor (Boots) 🚚	d			0600		0715	0746	0821	0844	0914	1049	1119	1219	1349	1419	1519	1619	1719	1749	1815	1845	1941	2041	2214																		
<b>Shanklin</b>	d		0615	0648	0715	0748	0815	0848	0915	1015	1117	1214	1315	1417	1514	1548	1616	1648	1715	1748	1815	1848	1915	2019	2119	2242																
<b>Lake</b>	d		0617	0650	0717	0750	0817	0850	0917	1018	1120	1217	1318	1420	1517	1551	1619	1650	1717	1750	1817	1850	1917	2021	2121	2244																
<b>Sandown</b>	d		0620	0653	0720	0753	0820	0853	0920	1021	1123	1220	1321	1423	1520	1554	1622	1653	1720	1753	1820	1853	1920	2024	2124	2247																
<b>Brading</b>	d		0625	0658	0725	0758	0825	0858	0925	1026	1128	1225	1326	1428	1525	1559	1627	1658	1725	1758	1825	1858	1925	2029	2129	2252																
<b>Smallbrook Junction</b>	d									1031b	1133b	1230b	1331b	1433b	1530b	1604b																										
<b>Ryde St Johns Road</b>	d	0535	0605	0633	0706	0733	0806	0833	0905a	0933	1035	1137	1234	1335	1437	1534	1608	1635	1706	1733	1806	1833	1906	1933	2037	2137	2300															
<b>Ryde Esplanade</b>	d	0539	0608a	0637	0709a	0737	0809a	0837		0937	1039	1140a	1238	1339	1440a	1538	1611a	1639	1709a	1737	1809a	1837	1909a	1937	2041	2141	2304															
<b>Ryde Pier Head</b>	a	0541		0639		0739				0939	1041		1240	1341		1540		1641		1739		1839		1939	2043	2143	2306															
Ryde Pier Head 🚢	d	0545		0645		0745		0845		0945	1045		1245	1345		1545		1645		1745		1845		1947	2052																	
Portsmouth Harbour 🚢	a	0607		0707		0807		0907		1007	1107		1307	1407		1607		1707		1807		1907		2009	2114																	
<b>Portsmouth Harbour</b>	d	0615		0713		0815		0919		1045	1145		1345	1445		1615		1715		1815		1915		2019	2119																	
Portsmouth & Southsea	d	0620		0718		0820		0924		1050	1150		1350	1450		1619		1719		1820		1919		2024	2124																	
Petersfield	a	0648		0745		0847		0955		1117	1217		1417	1517		1647		1747		1848		1947		2055	2155																	
Haslemere	a	0701		0759		0901		1013		1129	1229		1429	1529		1700		1800		1901		2000		2113	2213																	
Guildford	a	0716		0817		0918		1034		1148	1248		1448	1548		1718		1820		1918		2017		2138	2236																	
Woking	a	0725		0826		0927		1045		1156	1257		1456	1556		1726		1833		1945e		2026		2157	2247																	
<b>London Waterloo</b>	a	0753		0854		0955		1114		1222	1322		1522	1624		1759		1859		1959		2051		2227	2316																	

Wightlink catamaran times are correct at time of publication but subject to alteration. A revised service operates on public holidays.

Check before travelling. Please visit [wightlink.co.uk](http://wightlink.co.uk) or call 0333 999 7333 (calls charged at local rate).

Connections between ferries and trains are not guaranteed. Where possible, customers are advised to allow at least 10 minutes to change. Shaded trains will serve Ryde Pier Head.

For Hovertravel connections please visit [hovertravel.co.uk](http://hovertravel.co.uk)

## SATURDAY

## Isle of Wight - Portsmouth - London Waterloo

Notes																																															
Ventnor (Boots) 🚢	d		0600	0746	0844		0914	1019	1119		1219		1319	1419		1519	1619		1719	1749	1815	1845	1941	2041	2214																						
<b>Shanklin</b>	d	0615	0715	0815	0915		1015	1050	1115	1150	1248	1315	1415	1515		1615	1648	1715	1748	1815	1848	1915	2019	2119	2242																						
<b>Lake</b>	d	0617	0717	0817	0917		1018	1052	1118	1152	1218	1250	1318	1418	1518		1618	1650	1717	1750	1817	1850	1917	2021	2121	2244																					
<b>Sandown</b>	d	0620	0720	0820	0920		1021	1055	1121	1155	1221	1253	1321	1421	1521		1621	1653	1720	1753	1820	1853	1920	2024	2124	2247																					
<b>Brading</b>	d	0625	0725	0825	0925		1026	1100	1126	1200	1226	1300	1326	1426	1526		1626	1658	1725	1758	1825	1858	1925	2029	2129	2252																					
<b>Smallbrook Junction</b>	d						1031b		1131b		1231b		1331b	1431b	1531b		1631b																														
<b>Ryde St Johns Road</b>	d	0535	0633	0733	0833	0933	1006	1035	1108	1135	1208	1235	1307a	1335	1435	1535		1635	1706	1733	1806	1833	1906	1933	2037	2137	2300																				
<b>Ryde Esplanade</b>	d	0539	0637	0737	0837	0937	1009a	1039	1111a	1139	1211a	1239		1339	1439	1539		1639	1709a	1737	1809a	1837	1909a	1937	2041	2141	2304																				
<b>Ryde Pier Head</b>	a	0541	0639	0739	0839	0939		1041		1141		1241		1341	1441	1541		1641		1739																											
Ryde Pier Head 🚢	d		0745	0845	0945		1045	1115B	1145	1215B	1245	1315B	1345	1445	1545	1615B	1645	1715B	1745	1815B	1845		1947	2052																							
Portsmouth Harbour 🚢	a		0807	0907	1007		1107	1137B	1207	1237B	1307	1337B	1407	1507	1607	1637B	1707	1737B	1807	1837B	1907		2009	2114																							
<b>Portsmouth Harbour</b>	d		0815	0915	1015		1115	1145	1215	1245	1315	1345	1415	1515	1615	1645	1715	1745	1815	1845	1915		2015	2119																							
Portsmouth & Southsea	d		0820	0920	1020		1120	1150	1220	1250	1320	1350	1420	1520	1620	1650	1720	1150	1820	1850	1920		2020	2124																							
Petersfield	a		0847	0947	1048		1147	1217	1247	1317	1347	1417	1447	1547	1647	1717	1747	1217	1848	1917	1947		2047	2155																							
Haslemere	a		0900	1000	1101		1200	1229	1300	1329	1400	1429	1500	1600	1700	1729	1800	1229	1900	1929	2000		2100	2213																							
Guildford	a		0918	1018	1118		1218	1248	1318	1348	1418	1448	1518	1618	1718	1748	1818	1248	1918	1948	2018		2118	2236																							
Woking	a		0926	1026	1126		1226	1256	1326	1356	1426	1456	1526	1626	1726	1756	1826	1256	1926	1956	2026		2126	2247																							
<b>London Waterloo</b>	a		0952	1052	1154		1255	1328	1351	1422	1452	1522	1552	1652	1752	1822	1852	1328	1952	2022	2053		2152	2316																							

Wightlink catamaran times are correct at time of publication but subject to alteration. A revised service operates on public holidays.

Check before travelling. Please visit [wightlink.co.uk](http://wightlink.co.uk) or call 0333 999 7333 (calls charged at local rate).

Connections between ferries and trains are not guaranteed. Where possible, customers are advised to allow at least 10 minutes to change. Shaded trains will serve Ryde Pier Head.

For Hovertravel connections please visit [hovertravel.co.uk](http://hovertravel.co.uk)



**SUNDAY**

## Isle of Wight - Portsmouth - London Waterloo

<b>Notes</b>																																																													
Ventnor (Boots) 🚢 d		0644		0848	0944			1044			1144				1244	1344	1444				1544				1644				1744	1845	1940	2040	2214																												
Shanklin d		0715	0815	0915	1015			1115			1215				1315	1415	1515				1615				1715			1815	1915	2019	2119	2242																													
Lake d		0717	0817	0917	1018			1118			1218				1318	1418	1518				1618				1717			1817	1917	2021	2121	2244																													
Sandown d		0720	0820	0920	1021			1121			1221				1321	1421	1521				1621				1720			1820	1920	2024	2124	2247																													
Brading d		0725	0825	0925	1026			1126			1226				1326	1426	1526				1626				1725			1825	1925	2029	2129	2252																													
Smallbrook Junction d					1031b			1131b			1231b				1331b	1431b	1531b				1631b																																								
Ryde St Johns Road d	0635	0733	0833	0933	1035			1135			1235				1335	1435	1535				1635				1733			1833	1933	2037	2137	2300																													
Ryde Esplanade d	0639	0737	0837	0937	1039			1139			1239				1339	1439	1539				1639				1737			1837	1937	2041	2141	2304																													
Ryde Pier Head a	0641	0739	0839	0939	1041			1141			1241				1341	1441	1541				1641				1739			1839	1939	2043	2143	2306																													
Ryde Pier Head 🚢 d		0745	0845	0945	1045	1115B	1145	1215B	1245	1315B	1345	1445	1545	1615B	1645	1715B	1745	1815B	1845	1947	2052																																								
Portsmouth Harbour 🚢 a		0807	0907	1007	1107	1137B	1207	1237B	1307	1337B	1407	1507	1607	1637B	1707	1737B	1807	1837B	1907	2009	2114																																								
Portsmouth Harbour d		0832	0932	1032	1132	1148	1232	1248	1332	1348	1432	1532	1632	1648	1732	1748	1832	1848	1932	2032	2132																																								
Portsmouth & Southsea d		0837	0937	1037	1137	1152	1237	1252	1337	1352	1437	1537	1637	1652	1737	1752	1837	1852	1937	2037	2137																																								
Petersfield a		0903	1004	1103	1203	1223	1304	1323	1403	1423	1503	1603	1703	1723	1803	1823	1903	1923	2003	2103	2203																																								
Haslemere a		0916	1016	1116	1216	1241	1316	1341	1416	1441	1516	1616	1716	1741	1816	1841	1916	1941	2016	2116	2216																																								
Guildford a		0933	1034	1133	1233	1304	1333	1404	1433	1504	1533	1633	1733	1804	1833	1904	1933	2004	2033	2133	2233																																								
Woking a		0942	1042	1142	1242	1314	1342	1413	1442	1513	1544	1642	1742	1813	1842	1913	1942	2013	2042	2142	2242																																								
London Waterloo a		1019	1122	1217	1314	1344	1414	1444	1513	1544	1614	1714	1814	1844	1914	1944	2014	2044	2114	2215	2314																																								

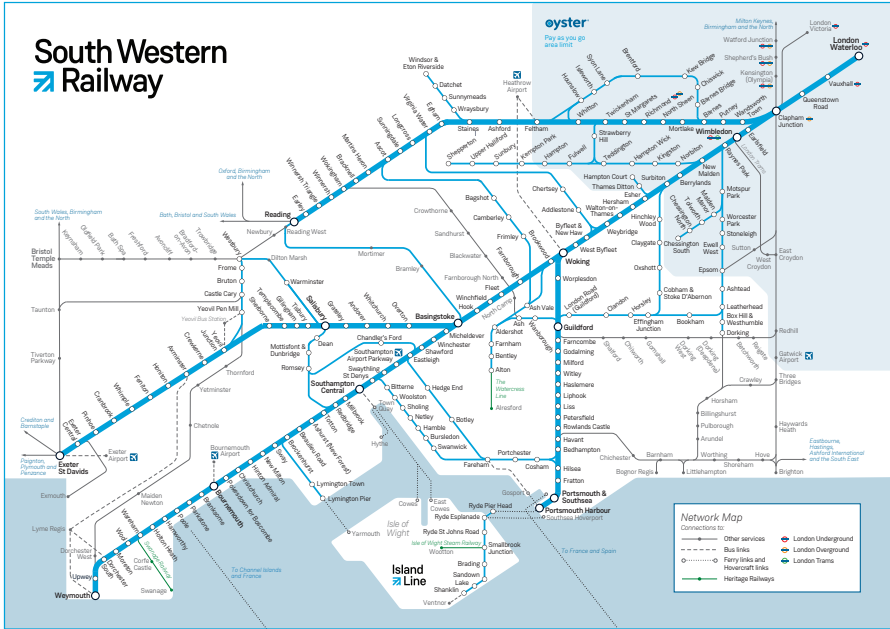
Wightlink catamaran times are correct at time of publication but subject to alteration. A revised service operates on public holidays.

Check before travelling. Please visit [wightlink.co.uk](http://wightlink.co.uk) or call 0333 999 7333 (calls charged at local rate).

Connections between ferries and trains are not guaranteed. Where possible, customers are advised to allow at least 10 minutes to change. Shaded trains will serve Ryde Pier Head.

For Hovertravel connections please visit [hovertravel.co.uk](http://hovertravel.co.uk)

# South Western Railway



## Changing trains

Most journeys shown in this timetable are direct trains, shown in **bold type**. However, you may be able to make other journeys or reach your destination more quickly by changing trains. To help you find these alternative trains, we show them in *light italic type*. A letter against the time will show where you need to change trains – please check the ‘Notes’ section for an explanation of these letters.

Please allow plenty of time to change trains. At most stations you will need to allow at least five minutes. You will need longer at some stations, and this is shown in the ‘Station information’ table in this timetable. For example ⑩ means you should allow 10 minutes to change trains at this station.

**MONDAY TO FRIDAY**
**London Waterloo - Portsmouth - Isle of Wight**




Notes																						★	★						
<b>London Waterloo</b>	d							0520	0730	0830				1030	1130														
Woking	d							0613	0755	0855				1055	1155														
Guildford	d					0509		0630	0804	0903				1103	1203														
Haslemere	d					0524		0655	0824	0924				1121	1221														
Petersfield	d					0545		0711	0835	0935				1132	1232														
Portsmouth & Southsea	a					0616		0747	0904	1003				1157	1257														
<b>Portsmouth Harbour</b>	a					0620		0751	0908	1008				1202	1302														
Portsmouth Harbour 🚢	d	0515		0615		0715		0815	0915	1015				1215	1315														
Ryde Pier Head 🚢	a	0537		0637		0737		0837	0937	1037				1237	1337														
<b>Ryde Pier Head</b>	d	0545		0645		0745		0845	0945	1046				1245	1346														
<b>Ryde Esplanade</b>	d	0547	0614	0647	0714	0747	0814	0847	0947	1048	1145	1247	1348	1445		1547	1615	1647	1714	1747	1814	1847	1914		1949	2049	2149	2315	
<b>Ryde St Johns Road</b>	d	0551	0618	0651	0718	0751	0818	0851	0951	1052	1149	1251	1352	1449	1516	1551	1619	1651	1718	1751	1818	1851	1917a		1955	2055	2155	2321a	
<b>Smallbrook Junction</b>	d																												
<b>Brading</b>	d	0559	0626	0659	0726	0759	0826	0859	1000	1101	1158	1300	1401	1458	1525	1559	1627	1659	1726	1759	1826	1859			2003	2103	2203		
<b>Sandown</b>	d	0604	0631	0704	0731	0804	0831	0904	1005	1106	1203	1305	1406	1503	1530	1604	1632	1704	1731	1804	1831	1904			2008	2108	2208		
<b>Lake</b>	d	0607	0634	0707	0734	0807	0834	0907	1008	1109	1206	1308	1409	1506	1533	1607	1635	1707	1734	1807	1834	1907			2011	2111	2211		
<b>Shanklin</b>	a	0610	0637	0710	0737	0810	0837	0910	1011	1112	1209	1311	1412	1509	1536	1610	1638	1710	1737	1810	1837	1910			2014	2114	2214		
Ventnor (Boats) 🚢	a	0647	0735	0805		0848	0923	0953	1107	1207	1307	1407	1507	1607	1637	1707	1737	1758	1825	1855	1925	1945			2040	2140	2238		

Wightlink catamaran times are correct at time of publication but subject to alteration. A revised service operates on public holidays.

Check before travelling. Please visit [wightlink.co.uk](http://wightlink.co.uk) or call 0333 999 7333 (calls charged at local rate).

Connections between ferries and trains are not guaranteed. Where possible, customers are advised to allow at least 10 minutes to change. Shaded trains will serve Ryde Pier Head.

For Hovertravel connections please visit [hovertravel.co.uk](http://hovertravel.co.uk)

Notes																															
<b>London Waterloo</b>	d				0520	0730			0830	0900	0930	1000	1030	1100	1130	1230	1330	1400	1430	1500	1530	1600	1630						1730	1830	
Woking	d				0613	0755			0855	0925	0955	1025	1055	1125	1155	1255	1355	1425	1455	1525	1555	1625	1655						1755	1855	
Guildford	d				0515	0625	0803			0903	0933	1003	1033	1103	1133	1204	1303	1403	1433	1503	1533	1603	1633	1703					1803	1903	
Haslemere	d				0530	0650	0821			0921	0953	1021	1053	1121	1153	1221	1321	1421	1453	1521	1553	1621	1653	1721					1821	1921	
Petersfield	d				0546	0706	0832			0932	1004	1032	1104	1132	1204	1232	1332	1432	1504	1532	1604	1632	1704	1732					1832	1932	
Portsmouth & Southsea	a				0617	0738	0857			0957	1030	1057	1130	1157	1229	1257	1357	1457	1529	1557	1629	1657	1729	1757					1857	1957	
<b>Portsmouth Harbour</b>	a				0622	0743	0902			1002	1034	1102	1134	1202	1234	1302	1402	1502	1534	1602	1634	1702	1736	1802					1902	2002	
Portsmouth Harbour 	d				0715	0815	0915			1015	1045B	1115	1145B	1215	1245B	1315	1415	1515	1545B	1615	1645B	1715	1745B	1815					1920	2020	
Ryde Pier Head 	a				0737	0837	0937			1037	1107B	1137	1207B	1237	1307B	1337	1437	1537	1607B	1637	1707B	1737	1807B	1837					1942	2042	
<b>Ryde Pier Head</b>	d	0545	0645	0745	0845	0945			1045			1145			1245			1345	1445	1545			1645					1745		1845	
<b>Ryde Esplanade</b>	d	0547	0647	0747	0847	0947	1014	1047	1115	1147	1215	1247			1347	1447	1547			1647	1714	1747	1814	1847	1914			1949	2049	2149	2315
<b>Ryde St Johns Road</b>	d	0551	0651	0751	0851	0951	1018	1051	1119	1151	1219	1251			1351	1451	1551	1617	1651	1718	1751	1818	1851	1917a			1955	2055	2155	2321a	
<b>Smallbrook Junction</b>	d					0954b		1054b		1154b		1254b		1354b	1454b	1554b	1620b														
<b>Brading</b>	d	0559	0659	0759	0859	1000	1026	1100	1127	1200	1227	1300			1400	1500	1600	1626	1659	1726	1759	1826	1859					2003	2103	2203	
<b>Sandown</b>	d	0604	0704	0804	0904	1005	1031	1105	1132	1205	1232	1305			1405	1505	1605	1631	1704	1731	1804	1831	1904					2008	2108	2208	
<b>Lake</b>	d	0607	0707	0807	0907	1008	1034	1108	1135	1208	1235	1308			1408	1508	1608	1634	1707	1734	1807	1834	1907					2011	2111	2211	
<b>Shanklin</b>	a	0610	0710	0810	0910	1011	1037	1111	1138	1211	1238	1311			1411	1511	1611	1637	1710	1737	1810	1837	1910					2014	2114	2214	
Ventnor (Boats) 	a	0647	0739	0851	0953	1107	1137	1207	1237	1307	1337	1407			1507	1607	1707	1737	1758	1825	1855	1925	1945					2040	2140	2238	

**Wightlink catamaran times are correct at time of publication but subject to alteration. A revised service operates on public holidays.**

**Check before travelling. Please visit [wightlink.co.uk](http://wightlink.co.uk) or call 0333 999 7333 (calls charged at local rate).**

**Connections between ferries and trains are not guaranteed. Where possible, customers are advised to allow at least 10 minutes to change. Shaded trains will serve Ryde Pier Head.**

**For Hovertravel connections please visit [hovertravel.co.uk](http://hovertravel.co.uk)**

**SUNDAY**

**London Waterloo - Portsmouth - Isle of Wight**

<b>Notes</b>																																
<b>London Waterloo</b>	d				0800	0830	0900	0930	1000	1030	1100	1200	1300	1330	1400	1430	1500	1530	1600	1730	1830											
Woking	d			0732	0835	0904	0935	1004	1033	1102	1133	1233	1333	1402	1432	1502	1532	1602	1632	1802	1902											
Guildford	d			0742	0845	0917	0945	1017	1042	1112	1142	1242	1342	1412	1442	1512	1542	1612	1642	1812	1912											
Haslemere	d			0807	0912	0934	1012	1034	1107	1130	1207	1307	1407	1430	1507	1530	1607	1630	1707	1830	1930											
Petersfield	d			0823	0928	0945	1028	1045	1123	1141	1223	1323	1423	1441	1523	1541	1623	1641	1723	1841	1941											
Portsmouth & Southsea	a			0853	0958	1010	1058	1110	1155	1207	1256	1354	1455	1507	1555	1607	1655	1707	1755	1906	2007											
<b>Portsmouth Harbour</b>	a			0857	1004	1014	1104	1114	1200	1211	1300	1359	1500	1511	1600	1611	1700	1711	1800	1911	2011											
Portsmouth Harbour	d		0715	0815	0915	1015	1045B	1115	1145B	1215	1245B	1315	1415	1515	1545B	1615	1645B	1715	1745B	1815	1920	2020										
Ryde Pier Head	a		0737	0837	0937	1037	1107B	1137	1207B	1237	1307B	1337	1437	1537	1607B	1637	1707B	1737	1807B	1837	1942	2042										
<b>Ryde Pier Head</b>	d	0645	0745	0845	0945	1045		1145		1245		1345	1445	1545		1645		1745		1845	1949	2049	2149	2315								
<b>Ryde Esplanade</b>	d	0647	0747	0847	0947	1047		1147		1247		1347	1447	1547		1647		1747		1847	1951	2051	2151	2317								
<b>Ryde St Johns Road</b>	d	0651	0751	0851	0951	1051		1151		1251		1351	1451	1551		1651		1751		1851	1955	2055	2155	2321a								
<b>Smallbrook Junction</b>	d				0954b	1054b		1154b		1254b		1354b	1454b	1554b																		
<b>Brading</b>	d	0659	0759	0859	1000	1100		1200		1300		1400	1500	1600		1659		1759		1859	2003	2103	2203									
<b>Sandown</b>	d	0704	0804	0904	1005	1105		1205		1305		1405	1505	1605		1704		1804		1904	2008	2108	2208									
<b>Lake</b>	d	0707	0807	0907	1008	1108		1208		1308		1408	1508	1608		1707		1807		1907	2011	2111	2211									
<b>Shanklin</b>	a	0710	0810	0910	1011	1111		1211		1311		1411	1511	1611		1710		1810		1910	2014	2114	2214									
Ventnor (Boots)	a	0803	0846	0953	1058	1158		1258		1358		1458	1558	1658		1758		1855		1945	2040	2140	2238									

**Wightlink catamaran times are correct at time of publication but subject to alteration. A revised service operates on public holidays.**

**Check before travelling. Please visit [wightlink.co.uk](http://wightlink.co.uk) or call 0333 999 7333 (calls charged at local rate).**

**Connections between ferries and trains are not guaranteed. Where possible, customers are advised to allow at least 10 minutes to change. Shaded trains will serve Ryde Pier Head.**

**For Hovertravel connections please visit [hovertravel.co.uk](http://hovertravel.co.uk)**

## GUIDE TO NOTES AND SYMBOLS

**Trains between Ryde and Shanklin are operated by Island Line. Standard class accommodation only.**

**Trains between Portsmouth and London Waterloo are operated by South Western Railway. First and standard class accommodation available.**

a Arrival time.

b **Train only calls at Smallbrook Junction during steam operating dates and times.**

d Departure time.

e Change at Guildford.

**B Catamaran runs from 2 July to 28 August ONLY**

**P** Car Park.

† Station for Gunwharf Quays, the Spinnaker Tower and Historic Dockyard.

← Railair coach link to / from Heathrow Airport. Visit [nationalexpress.com](http://nationalexpress.com) for details.

⊕ Interchange for London Underground services. Visit [tfl.gov.uk](http://tfl.gov.uk) for details.

Ⓜ Minimum connection time where different from the standard five minutes.

★ **Passengers travelling with cycles may not join or leave services at stations with train times shown in blue.**

⊕ Hovercraft operated by Hovertravel Ltd runs between Ryde Esplanade and Southsea seafront. For details visit [hovertravel.co.uk](http://hovertravel.co.uk) or telephone **01983 717717**. A bus link runs between Southsea Hoverport and Portsmouth Harbour and Portsmouth & Southsea stations.

⊕ Interchange for Isle of Wight Steam Railway. Smallbrook Junction provides a direct interchange for the Isle of Wight Steam Railway. Island Line trains only call at Smallbrook Junction during Steam Railway operating dates and times. Visit [iwsteamrailway.co.uk](http://iwsteamrailway.co.uk) **There is no road access to Smallbrook Junction.**

**Times shown in green**  
Times shown in green type vary during the period of the timetable. Please see note next to time.

⊕ High speed catamaran operated by Wightlink. Although connections between catamarans and trains are shown, where possible you should allow at least 10 minutes to change. Train/catamaran connections may not be held for late running trains/catamarans.

**Sailing times are correct at time of publication but are subject to alteration.**

Wightlink operate a revised service on public holidays. Additional sailings may run during special events.

For details visit [wightlink.co.uk](http://wightlink.co.uk) or call **0333 999 7333** (calls charged at local rate).

⊕ Southern Vectis bus (route 3) calling at Shanklin railway station and by Boots store in Ventnor. Connections between bus and train are not guaranteed. Please enquire for services on public holidays. For details visit [islandbuses.info](http://islandbuses.info) or telephone **0330 0539 182**.

## STATION INFORMATION

See notes for explanation of symbols.

Ventnor	⊕	
Shanklin	P	
Lake		
Sandown	P	
Brading	P	
Smallbrook Junction	⊕	
Ryde St Johns Road	P	
Ryde Esplanade	⊕	
Ryde Pier Head	⊕	
Portsmouth Harbour	⊕	†
Petersfield	P	
Haslemere	P	
Guildford	P	
Woking	P	←
London Waterloo	⊕	Ⓜ

# South Western Railway and Community Rail Partnerships

We are committed to working with Community Rail Partnerships (CRPs) across our network. CRPs are not-for-profit organisations that help to further connect the railway with the communities they serve. They work closely with SWR to promote healthy and sustainable travel, design projects which bring communities together, as well as support social and economic development. SWR is proud to provide core funding and support to 12 CRPs on our network.

## Isle of Wight Community Rail Partnership

**Stations: Ryde Pier Head, Ryde Esplanade, Ryde St Johns, Smallbrook Junction, Brading, Sandown, Lake and Shanklin**

This partnership was launched in 2005, with the aim to create a more sustainable future for rail on the Island. The CRP has successfully delivered numerous projects to the benefit of the railway, its users and its partners, including the cross-solent operators.

Find out more at [isleofwightcrp.co.uk](http://isleofwightcrp.co.uk)

## Isle of Wight Bus & Rail Users Group

The group is a forum for bus and rail users on the Isle of Wight and those responsible for providing services. Details of locations for the meetings and any further information can be found by contacting:

Hon. Secretary. Email: [iwbususers@gmail.com](mailto:iwbususers@gmail.com)

Public enquiries can be made and topics raised at these monthly meetings.

Visit [e-voice.org.uk/iwbusrailusers/](http://e-voice.org.uk/iwbusrailusers/)

Visit us at [southwesternrailway.com](https://southwesternrailway.com)

- Buying tickets online
- Live train information
- Train times
- Special offers and days out
- Plan your journey
- Latest news

## Customer Service Centre

**0345 6000 650**

Monday to Friday 0800 - 2000

Saturday 0900 - 1800

Sunday 0900 - 1600

Our UK based team are available for:

- Comments and suggestions

## Assisted Travel

**0800 5282 100**

**Text Relay 18001 0800 5282 100**

A freephone service open 24 hours for older and disabled customers.

We recommend booking assistance **4 hours in advance**.

## National Rail Enquiries

**03457 48 49 50**

Train times, fares and rail information.

## Free travel alerts

[southwesternrailway.com/alerts](https://southwesternrailway.com/alerts)

Keeping our registered customers up-to-date with their service running information, delays and alterations.

## Twitter [@SW\\_Help](https://twitter.com/SW_Help)

Follow South Western Railway on Twitter and be the first to know what's happening on our network.

## Facebook [Facebook.com/SWRailway](https://Facebook.com/SWRailway)

Providing South Western Railway network information and details of our latest offers.

First MTR South Western Trains Limited (trading as South Western Railway) accepts no liability for any inaccuracy in the information contained in this timetable which is subject to alteration.

First MTR South Western Trains Limited. Registered in England and Wales 07900320.

Registered office: 8th Floor, The Point, 37 North Wharf Road, London W2 1AF.

A First and MTR company.

