

28 Weymouth and Bournemouth to London Waterloo



Train times

15 May to 8 October 2022

Your timetable

This timetable shows train services between **Weymouth, Poole, Bournemouth, Southampton, Winchester, Basingstoke, Woking and London Waterloo**.

It also shows train services between:

- **Yeovil and Weymouth** - see timetable **28A**.

And it shows connecting **bus services**:

- between **Dorchester South, Bridport and Lyme Regis** – see timetable **28B**;
- between **Weymouth, Bridport and Lyme Regis** – see timetable **28C**; and
- from **Bournemouth Rail Station and Bournemouth Airport** – see timetable **28D**.

For the complete train service between Southampton and London Waterloo (and the stations in-between), please see timetable 19.

For services between Brockenhurst, Lymington Town and Lymington Pier (for Yarmouth, Isle of Wight), please see timetable 27.

Buy a ticket before you board

You need to buy a valid ticket before you get on your train. We know that most of our passengers do this before travelling, and we have a duty to those passengers to make sure no-one travels without paying. This is why we run a penalty fares scheme across most of our network.

If you travel without a valid ticket to or from a station within the penalty fares area, you may have to pay a penalty fare of £20 or twice the single fare to the next station your train stops at (whichever is higher). You will also have to buy a ticket for the rest of your journey.

We have a policy to, wherever possible, prosecute everyone who deliberately avoids paying.

Cycles on trains

The services in this timetable have limited room for cycles, so we have had to apply some restrictions. The ★ symbol, with train times printed in **blue**, shows which trains have restrictions. These restrictions are explained in the 'Guide to notes and symbols' section.

We will carry folding cycles on any train, as long as they can be folded small enough to be carried safely in the luggage rack. Cycles are not allowed on buses that replace trains during engineering work.

Changes to train times

Network Rail need to do engineering work to maintain and improve the rail network. They do a lot of this work at weekends and during holiday periods, but they also need to do some work overnight during the week.

If we need to close rail lines so Network Rail can carry out work, buses will replace train services. We may also have to alter train services over a wider area.

Please check for any changes to train times before travelling at weekends, late in the evening or early in the morning.

Look for the 'Changes to train times' posters at stations, or visit our website at **southwesternrailway.com**.

Travel with Confidence

So that you can travel with confidence, we are: ventilating trains to refresh air, improving information about journeys and trains, and extensively cleaning trains and stations.

In crowded spaces, wear a face covering out of respect to others. Please be considerate of other passengers and rail staff.

Automated Delay Repay

We have introduced a new Automated Delay Repay (ADR) system that drastically cuts the time it takes to claim and receive compensation if your train is late.

ADR works for all customers who have bought Advance tickets or a Touch Smartcard season ticket from our website.

If you have a Touch Smartcard season ticket, you will need to touch in and out at the beginning and end of your journey, sign up for a Delay Repay account at

delayrepay.southwesternrailway.com and select 'Auto Delay Repay'. (The email addresses you use for 'My Account' and 'Delay Repay' must match.)

To find out more about Automated Delay Repay, visit:

southwesternrailway.com/contact-and-help/refunds-and-compensation/delay-repay/automated-delay-repay.

No-smoking policy

For the comfort of all our customers, smoking and using e-cigarettes is not allowed on any part of our trains or stations.

You can smoke outside the station entrance or in our car parks.



South Western Railway and Community Rail Partnerships

We are committed to working with Community Rail Partnerships (CRPs) across our network. CRPs are not-for-profit organisations that help to further connect the railway with the communities they serve. They work closely with SWR to promote healthy and sustainable travel, design projects which bring communities together, as well as support social and economic development. SWR is proud to provide core funding and support to 12 CRPs on our network.

Purbeck CRP

Stations: Holton Heath, Wareham, Wool, Moreton, Dorchester South and the Swanage Railway

Formed in conjunction with Swanage Railway, Purbeck CRP supports the reintroduction of services from Swanage to Wareham. The partnership covers not only four of the mainline stations but also those on the Swanage line.

Find out more at purbeckcrp.org.uk

South Wessex Community Rail Partnership

A new CRP that covers part of the Heart of Wessex Line – with a new name – South Wessex CRP. Covering the line running south of Westbury to Weymouth.

Three Rivers Community Rail Partnership

Stations: Salisbury, Dean, Mottisfont & Dunbridge, Romsey, Millbrook, Redbridge, Southampton Central, St Denys, Swaythling, Southampton Airport, Eastleigh, Chandler's Ford, Bitterne, Woolston, Sholing, Netley, Hamble, Bursledon, Shawford and Winchester

Three Rivers aims to improve stations in the area of the rail routes that run alongside the main rivers between Salisbury, Winchester, Southampton and Bursledon – hence 'Three Rivers'. It is a group of local authorities, residents and the train industry, working to improve local stations, promote tourism, and train and bus service integration.

Find out more at threeriversrail.com/



MONDAY TO FRIDAY

Weymouth, Poole and Bournemouth to Basingstoke, Woking and London Waterloo

Operator	Notes	SW	SW	SW	SW	XC	SW	SW	SW	SW	XC	SW	SW	SW	SW	SW	SW	SW	XC	SW	SW	SW	SW	SW	XC	SW	SW		
Weymouth	d							0555		0625			0655			0725	0755		0820		0903		0920	1003		1020		1103	
Upwey	d							0559		0629			0659			0729	0759		0824				0924	1003		1024			
Dorchester South	d							0607		0637			0707			0737	0807		0833		0913		0933	1013		1033		1113	
Moreton	d							0614		0644			0714			0744	0814		0839				0939		1039				
Wool	d							0620		0650			0720			0750	0820		0845				0945		1045				
Wareham	d							0627		0657			0727			0757	0827		0853		0928		0953	1028		1053	1128		
Holton Heath	d							0631					0731			0801	0830		0856				0956		1056				
Hamworthy	a							0636		0704			0736			0806	0835		0901		0935		1001	1035		1101	1135		
Poole	d	0500	0523	0539				0641	0650	0711		0720	0741		0755	0811	0841	0850	0907		0940		1007	1040		1107	1140		
Parkstone	d	0504	0527	0543				0645	0654	0715		0724	0745		0759	0815	0845	0854		0944			1044			1144			
Branksome	d	0507	0530	0546				0649	0657	0719		0727	0749		0802	0819	0848	0857		0948			1048			1148			
Bournemouth	a	0512	0535	0552				0654	0702	0724		0732	0754		0807	0824	0854	0902	0917		0954		1017	1054		1117	1154		
Bournemouth	d	0515	0537	0554	0604	0630	0634	0656	0704	0726	0730	0734	0759		0810	0825	0859	0905	0922	0945	0959	1005	1022	1059	1105	1122	1145	1159	1205
Pokesdown for Boscombe	d	0519	0541		0608		0638		0708			0738			0814	0829		0909	0926			1009	1026		1109	1126		1209	
Christchurch	d	0523	0545		0612		0642		0712			0742			0818	0833		0913	0930			1013	1030		1113	1130		1213	
Hinton Admiral	d		0550		0617		0647		0717			0747			0824	0838		0918				1018			1118		1218		
New Milton	d	0530	0554		0621		0651		0721			0751			0829	0842		0922	0937			1022	1037		1122	1137		1222	
Sway	d		0559		0626		0656		0726			0756			0834	0847		0927				1027			1127		1227		
Brockenhurst	a	0536	0604	0609	0631		0701		0731			0801	0814		0839	0852	0913	0932	0943	0959	1013	1032	1043	1113	1132	1143		1213	1232
Brockenhurst	d	0537		0611	0633		0703		0733			0803	0814		0840		0914	0933	0944	1000	1014	1033	1044	1114	1133	1144		1214	1233
Beaulieu Road	d											0808						0938							1138				
Ashurst (New Forest)	d				0641		0711		0741			0812			0848			0942				1040			1142			1240	
Totton	d	0548		0622	0646		0716		0746			0817			0853			0947				1045			1147			1245	
Southampton Central	a	0554		0628	0651	0702	0721	0725	0752	0756	0802	0823	0828	—	0858		0928	0953	0958	1013	1028	1053	1058	1128	1153	1158	1213	1228	1252
Southampton Central	d	0555		0630	0700	0715	0730	0800	0815	0848	0830	0848	0900		0930	0955	1000	1015	1030	1055	1100	1130	1155	1200	1215	1230	1255		
Southampton Airport	a	0602		0637	0707	0722	0737	0807	0822	—	0837	0858	0907		0937	1002	1007	1022	1037	1102	1107	1137	1202	1207	1222	1237	1302		
Eastleigh	a	0607		0648t			0749t				0849t	0903	0938t		0949t	1006		1049t	1106	1137t	1149t	1206			1249t	1307			
Winchester	a	0617		0647	0717	0730	0747	0817	0830	0847	0917	0924	0947	1025	1017	1030	1047	1124	1117	1147	1222	1217	1230	1248	1324				
Basingstoke	a	0635		0713r	0741r	0746	0814r	0834	0846	0914r	0936	0946e	1019b		1056e	1105	1150e	1218b	1249e			1305	1355e						
Reading	a	0729b		0747e	0809		0834r	0853	0915	0918b	0922	0955		1021	1115b	1120	1215b	1220				1315b	1320						
Woking	a	0654		0732r	0805r	0818b	0905g	0915	0938b	0942	1015	1057k	1111	1136b	1157k	1211	1257k				1311	1336b	1357k						
Clapham Junction	a	0714					0851	0926			0953		1024		1049		1120	1149			1220	1249		1320	1349				
London Waterloo	a	0725		0748	0817		0851	0926			0953		1024		1049		1120	1149			1220	1249		1320	1349				

Late night and weekend trains may be altered due to engineering works. Please check at southwesternrailway.com before travelling.

★ Passengers travelling with cycles may not join or leave services at stations with train times shown in blue.

For guide to notes and symbols, see end of this timetable.

MONDAY TO FRIDAY
Weymouth, Poole and Bournemouth to Basingstoke, Woking and London Waterloo

	Operator Notes	SW	SW	SW	SW	XC	SW	SW	SW	SW	SW	XC	SW	SW	SW	XC	SW	SW	SW	SW	SW	SW	SW	XC	SW	SW	SW		
Weymouth	d	1120	1203		1220		1303		1320	1403			1420		1503		1520		1603		1620		1703		1720		1803	1820	
Upwey	d	1124			1224				1324				1424		1524		1624				1724					1824			
Dorchester South	d	1133	1213		1233		1313		1333	1413			1433		1513		1533		1613		1633		1713		1733		1813	1833	
Moreton	d	1139			1239				1339				1439		1539		1639				1739					1839			
Wool	d	1145			1245				1345				1445		1545		1645				1745					1845			
Wareham	d	1153	1228		1253		1328		1353	1428			1453		1528		1553		1628		1653		1728		1753		1828	1853	
Holton Heath	d	1156			1256				1356				1456		1556		1656				1756					1856			
Hamworthy	a	1201	1235		1301		1335		1401	1435			1501		1535		1601		1635		1701		1735		1801		1835	1901	
Poole	d	1207	1240		1307		1340		1407	1440			1507		1540		1607		1640		1707		1740		1807		1840	1850	1907
Parkstone	d		1244				1344			1444					1544				1644				1744			1844	1854		
Branksome	d		1248				1348			1448					1548				1648				1748			1848	1857		
Bournemouth	a	1217	1254		1317		1354		1417	1454			1517		1554		1617		1654		1718		1755		1817		1854	1902	1917
Bournemouth	d	1222	1259	1304	1322	1345	1359	1405	1422	1459	1505	1522	1545	1559	1605	1622	1645	1659	1705	1722		1759	1805	1822		1845	1859	1905	1922
Pokesdown for Boscombe	d	1226		1308	1326			1409	1426		1509	1526			1609	1626			1709	1726			1809	1826			1909	1926	
Christchurch	d	1230		1312	1330			1413	1430		1513	1530			1613	1630			1713	1730			1813	1830			1913	1930	
Hinton Admiral	d			1317				1418			1518			1618				1718				1818				1918			
New Milton	d	1237		1321	1337			1422	1437		1522	1537			1622	1637			1722	1737			1822	1837			1922	1937	
Sway	d			1326				1427			1527			1627				1727				1827				1927			
Brockenhurst	a	1243	1313	1331	1343		1413	1432	1443	1513	1532	1543		1613	1632	1643		1713	1732	1743		1813	1832	1843		1859	1913	1932	1943
Brockenhurst	d	1244	1314	1332	1344		1414	1433	1444	1514	1533	1544		1614	1633	1644		1714	1733	1744		1814	1833	1844		1900	1914	1933	1944
Beaulieu Road	d			1337															1738				1838						
Ashurst (New Forest)	d			1341				1440			1540			1640					1742				1842				1940		
Totton	d			1346				1445			1545			1645					1747				1847				1945		
Southampton Central	a	1258	1328	1352	1358	1413	1428	1453	1458	1528	1553	1558	1613	1628	1651	1658	1713	1728	1753	1758		1828	1853	1859		1913	1928	1951	1958
Southampton Central	d	1300	1330	1355	1400	1415	1430	1455	1500	1530	1555	1600	1615	1630	1652	1700	1715	1730	1755	1800		1830	1855	1900		1915	1930	1955	2000
Southampton Airport	a	1307	1337	1402	1407	1422	1437	1502	1507	1537	1603	1607	1622	1637	1703	1707	1722	1737	1802	1807	—	1837	1902	1907	—	1922	1937	2002	2007
Eastleigh	a		1349t	1406		1449t	1509		1549t	1608			1649t	1707		1736t	1749t	1806			1806	1849t	1906		1906		1950t	2006	
Winchester	a	1317	1347	1425	1417	1430	1447	1521	1517	1547	1624	1617	1630	1647	1724	1717	1730	1747	—	1817	1822	1847	—	1917	1924	1947	2021	2017	
Basingstoke	a	1334	1415r		1434	1446	1516r		1535	1616r			1634	1646	1715r		1734	1746	1815r	1834	1840	1915r		1934	1941	1946	2015r	2034	
Reading	a	1419b	1449e			1505	1553e		1618b	1650e			1706			1808	1850e			1920b	1934b	2000e			2007	2104e			
Woking	a	1416b	1420			1515b	1520		1615b	1620			1716b	1720		1816b	1820			1920b						2021			
Clapham Junction	a	1411	1457k		1511	1536b	1557k		1611	1657k			1712	1737b	1757k		1811	1836b	1858k		1911		1958k		2011		2053k	2111	
London Waterloo	a	1420	1449		1520	1552		1620	1649				1724		1750		1820		1849		1920		1951		2020		2049	2127	

Late night and weekend trains may be altered due to engineering works.

Please check at southwesternrailway.com before travelling.

For guide to notes and symbols, see end of this timetable.

MONDAY TO FRIDAY
Weymouth, Poole and Bournemouth to Basingstoke, Woking and London Waterloo

Operator Notes	XC	SW	SW	SW	SW	SW	SW	SW	SW																																	
Weymouth	d		1903		1920	1959	2007	2100	2210	2310																																
Upwey	d				1924		2011	2104	2214	2314																																
Dorchester South	d		1913		1937	2011	2021	2112	2223	2322																																
Moreton	d				1943		2027	2118	2229	2328																																
Wool	d				1949		2033	2124	2235	2334																																
Wareham	d		1928		1957	2028	2042	2132	2242	2342																																
Holton Heath	d																																									
Hamworthy	a		1935		2003	2035	2048	2138	2249	2348																																
Poole	d		1940	1950	2009	2040	2054	2144	2254	2354																																
Parkstone	d		1944	1954		2044	2058	2148	2258																																	
Branksome	d		1948	1957		2048	2101	2151	2302																																	
Bournemouth	a		1954	2002	2018	2054	2107	2157	2307	0003																																
Bournemouth	d	1945	1959	2005	2022	2059	2112	2212																																		
Pokesdown for Boscombe	d			2009	2026		2116	2216																																		
Christchurch	d			2013	2030		2120	2220																																		
Hinton Admiral	d			2018			2125	2225																																		
New Milton	d			2022	2037		2129	2229																																		
Sway	d			2027			2134	2234																																		
Brockenhurst	a		2013	2032	2043	2113	2138	2238																																		
Brockenhurst	d		2014	2033	2044	2114	2139	2239																																		
Beaulieu Road	d			2038			2147	2247																																		
Ashurst (New Forest)	d			2042			2152	2252																																		
Totton	d			2047			2157	2257																																		
Southampton Central	a	2013	2029	2053	2058	2128	2157	2257																																		
Southampton Central	d	2015	2030	2055	2100	2130	2200	2300																																		
Southampton Airport	a	2022	2037	2102	2107	2137	2207	2307																																		
Eastleigh	a		2049t	2106		2149t	2211	2311																																		
Winchester	a		2047	2123	2117	2147	2223	2323																																		
Basingstoke	a	2048	2123r		2134	2215r	2240	2343																																		
Reading	a	2107	2157e		2240b	2250e	2327b	0031b																																		
Woking	a	2117b	2122		2153	2223	2259	0018																																		
Clapham Junction	a	2138b			2213	2307k	2322																																			
London Waterloo	a		2151		2222	2249	2331																																			

Late night and weekend trains may be altered due to engineering works.
Please check at southwesternrailway.com before travelling.

For guide to notes and symbols, see end of this timetable.

SATURDAY

Weymouth, Poole and Bournemouth to Basingstoke, Woking and London Waterloo

Operator Notes	SW	SW	SW	SW	XC	SW	SW	SW	SW	SW	SW	XC	SW	SW	SW	SW	SW	SW	XC	SW	SW	SW	SW	SW	XC	SW	SW		
Weymouth	d		0542		0620	0655		0720	0803		0820		0903		0920	1003		1020		1103		1120	1203		1220		1303		
Upwey	d			0624	0659		0724	0803		0824			0903		0924	1003		1024		1103		1124	1203		1224		1303		
Dorchester South	d		0552		0633	0707		0733	0813		0833		0913		0933	1013		1033		1113		1133	1213		1233		1313		
Moreton	d			0639	0714		0739	0813		0839			0913		0939	1013		1039		1113		1139	1213		1239		1313		
Wool	d		0602		0645	0720		0745	0828		0845			0913	0945		1013		1045		1113	1145	1213		1245		1313		
Wareham	d		0610		0653	0727		0753	0828		0853		0928		0953	1028		1053		1128		1153	1228		1253		1328		
Holton Heath	d		0613		0656	0731		0756	0835		0856			0913	0956		1013		1056		1113	1156	1213		1256		1313		
Hamworthy	a		0618		0701	0736		0801	0835		0901		0935		1001	1035		1101		1135		1201	1235		1301		1335		
Poole	d	0526	0624	0650	0707	0741	0750	0807	0840	0850	0907		0940	0950	1007	1040	1050	1107		1140	1150	1207	1240	1250	1307		1340	1350	
Parkstone	d	0530	0628	0654		0745	0754		0844	0854		0944	0954		1044	1054		1144	1154		1244	1254		1344	1354		1344	1354	
Branksome	d	0534	0631	0657		0749	0757		0848	0857		0948	0957		1048	1057		1148	1157		1248	1257		1348	1357		1348	1357	
Bournemouth	a	0540	0637	0702	0717	0754	0802	0817	0854	0903	0917		0954	1002	1017	1054	1102	1117		1154	1202	1217	1254	1302	1317		1354	1402	
Bournemouth	d	0542	0642	0705	0722	0745	0759	0805	0822	0859	0905	0922	0945	0959	1005	1022	1059	1105	1122	1145	1159	1205	1222	1259	1305	1322	1345	1358	1405
Pokesdown for Boscombe	d	0546	0646	0709	0726			0809	0826		0909	0926		0945	1009	1026	1059	1109	1126		1159	1209	1226	1259	1309	1326		1358	1409
Christchurch	d	0550	0650	0713	0730			0813	0830		0913	0930			1013	1030		1113	1130		1213	1230		1313	1330		1413		
Hinton Admiral	d	0555	0655	0718				0818			0918				1018			1118			1218			1318			1418		
New Milton	d	0600	0700	0722	0737			0822	0837		0922	0937			1022	1037		1122	1137		1222	1237		1322	1337		1422		
Sway	d	0605	0705	0727				0827			0927				1027			1127			1227			1327			1427		
Brockenhurst	a	0609	0709	0732	0743		0813	0832	0843	0913	0932	0943	0959	1013	1032	1043	1113	1132	1143		1213	1232	1243	1313	1332	1343	1413	1432	
Brockenhurst	d	0610	0710	0733	0744		0814	0833	0844	0914	0933	0944	1000	1014	1033	1044	1114	1133	1144		1214	1233	1244	1314	1333	1344	1414	1433	
Beaulieu Road	d										0938						1138							1338					
Ashurst (New Forest)	d	0618	0718	0740			0840				0942			1040			1142				1240			1342			1440		
Totton	d	0623	0723	0745			0845				0947			1045			1148				1245			1347			1445		
Southampton Central	a	0629	0728	0752	0758	0813	0828	0852	0858	0928	0953	0958	1013	1028	1053	1058	1128	1154	1158	1213	1228	1251	1258	1328	1353	1358	1413	1428	1451
Southampton Central	d	0630	0730	0755	0800	0815	0830	0855	0900	0930	0955	1000	1015	1030	1055	1100	1130	1156	1200	1215	1230	1255	1300	1330	1355	1400	1415	1429	1455
Southampton Airport	a	0637	0737	0802	0807	0822	0837	0902	0907	0937	1002	1007	1022	1037	1102	1107	1137	1203	1207	1222	1237	1302	1307	1337	1402	1407	1422	1437	1502
Eastleigh	a	0641	0749t	0806			0849t	0906		0949t	1006		1049t	1106		1149t	1207		1249t	1306		1349t	1406		1439t	1406	1437t	1449t	1506
Winchester	a	0650	0747	0824	0817	0830	0847	0924	0917	0947	1024	1017	1030	1047	1124	1117	1147	1224	1217	1230	1247	1324	1317	1347	1424	1417	1430	1447	1523
Basingstoke	a	0707	0815r		0834	0846	0915r		0935	1015r		1034	1046	1115r	1134	1215r		1234	1246	1315r		1334	1415r		1434	1446	1517r		
Reading	a	0757b	0851e		0907	0948e		1020b	1050e		1105	1156e		1220b	1251e		1305	1353e		1420b	1452e			1505	1556e				
Woking	a	0726	0821		0915b	0920	1015b	1020	1015b	1020	1115b	1120	1215b	1220	1315b	1320	1415b	1420	1515b		1610b	1620		1715b	1820		1915b	2020	
Clapham Junction	a	0805k	0857k		0911	0936b	0957k		1011	1057k		1111	1136b	1157k	1211	1257k		1311	1336b	1357k		1411	1457k		1511	1536b	1557k		
London Waterloo	a	0752	0849		0920	0949		1020	1049		1120	1149		1224	1253		1320	1349		1420	1449		1520	1549		1620	1649		

Late night and weekend trains may be altered due to engineering works.

Please check at southwesternrailway.com before travelling.

For guide to notes and symbols, see end of this timetable.

SATURDAY

Weymouth, Poole and Bournemouth to Basingstoke, Woking and London Waterloo

Operator Notes	SW	SW	SW	SW	XC	SW	SW	SW	SW	SW	SW	XC	SW	SW	SW	SW	SW	SW	XC	SW	SW	SW	SW	SW	SW	SW	SW	SW		
Weymouth	d	1320	1403		1420		1503		1520	1603			1620		1703		1720	1803		1820		1903		1920		2010	2058		2210	2310
Upwey	d	1324			1424				1524	1624			1624				1724	1824		1824				1924		2014	2102		2214	2314
Dorchester South	d	1333	1413		1433		1513		1533	1613			1633		1713		1733	1813		1833		1913		1933		2022	2110		2222	2322
Moreton	d	1339			1439				1539	1639			1639				1739	1839		1839				1939		2028	2116		2228	2328
Wool	d	1345			1445				1545	1645			1645				1745	1845		1845				1945		2034	2122		2234	2334
Wareham	d	1353	1428		1453		1528		1553	1628			1653		1728		1753	1828		1853		1928		1953		2042	2130		2242	2342
Holton Heath	d	1356			1456				1556	1656			1656				1756	1856		1856				1956						
Hamworthy	a	1401	1435		1501		1535		1601	1635			1701		1735		1801	1835		1901		1935		2001		2048	2136		2248	2348
Poole	d	1407	1440	1450	1507		1540	1550	1607	1640	1650		1707		1740	1750	1807	1840	1850	1907		1940	1950	2007		2054	2142		2254	2354
Parkstone	d		1444	1454			1544	1554		1644	1654			1744	1754		1844	1854				1944	1954			2058	2146		2258	
Branksome	d		1448	1457			1548	1557		1648	1657			1748	1757		1848	1857				1948	1957			2101	2149		2301	
Bournemouth	a	1417	1454	1502	1517		1554	1602	1617	1654	1702		1717		1754	1802	1817	1854	1902	1917		1954	2002	2017		2107	2155		2307	0003
Bournemouth	d	1422	1459	1505	1522	1545	1559	1605	1622	1659	1705	1722	1745	1759	1805	1822	1859	1905	1922	1945	1959	2005	2022	2059	2112	2159	2212	2312		
Pokesdown for Boscombe	d	1426		1509	1526			1609	1626		1709	1726			1809	1826		1909	1926			2009	2026		2116		2216	2316		
Christchurch	d	1430		1513	1530			1613	1630		1713	1730			1813	1830		1913	1930			2013	2030		2120		2220	2320		
Hinton Admiral	d			1518				1618			1718				1818			1918				2018			2125		2225	2325		
New Milton	d	1437		1522	1537			1622	1637		1722	1737			1822	1837		1922	1937			2022	2037		2129		2229	2329		
Sway	d			1527				1627			1727				1827			1927				2027			2134		2234	2334		
Brockenhurst	a	1443	1513	1532	1543		1613	1632	1643	1713	1732		1743		1813	1832	1843	1913	1932	1943	1959	2013	2032	2043	2113	2138	2213	2238	2338	
Brockenhurst	d	1444	1514	1533	1544		1614	1633	1644	1714	1733	1744		1814	1833	1844	1914	1933	1944	2000	2014	2033	2044	2114	2139	2214	2239	2339		
Beaulieu Road	d			1538							1738											2038								
Ashurst (New Forest)	d			1542				1640			1742				1840		1940					2042			2147		2247	2347		
Totton	d			1547				1645			1747				1845		1945					2047			2152		2252	2352		
Southampton Central	a	1458	1528	1553	1558	1613	1628	1651	1658	1728	1753	1758	1813	1828	1852	1859	1928	1951	1958	2013	2028	2053	2058	2128	2157	2228	2257	2357		
Southampton Central	d	1500	1530	1555	1600	1615	1630	1655	1700	1730	1755	1800	1815	1830	1855	1900	1930	1955	2000	2015	2030	2055	2100	2130	2200	2230	2300	2359		
Southampton Airport	a	1507	1537	1602	1607	1622	1637	1702	1707	1737	1802	1807	1822	1837	1902	1908	1937	2002	2007	2022	2037	2102	2107	2137	2207	2237	2307	0009		
Eastleigh	a		1549t	1607			1649t	1706		1749t	1806		1849t	1906		1949t	2006				2049t	2106		2149t	2211	2242	2311	0014		
Winchester	a	1517	1547	1624	1617	1630	1647	1724	1717	1747	1824		1817	1830	1847	1924	1917	1947	2024	2017	2047	2124	2117	2147	2222	2255	2324	0028v		
Basingstoke	a	1534	1615r		1634	1646	1715r		1734	1815r		1834	1846	1915r		1934	2015r		2034	2046	2118r	2134	2215r	2239	2312	2343				
Reading	a	1620b	1650e		1705	1754e		1821b	1850e				1906	1951e	2023b	2050e			2105	2150e		2219b	2250e	2324b	2355b					
Woking	a	1615b	1620		1715b	1720		1815b	1820				1915b	1920		2015	2055k		2111	2155k		2214	2247k	2329	2332	0018				
Clapham Junction	a	1611	1657k		1711	1736b	1757k		1811	1857k		1911	1936b	1957k		2011	2055k		2111	2155k		2214	2247k	2329	2332	0002	0053			
London Waterloo	a	1620	1649		1720	1749		1820	1849				1920	1949		2020	2051		2120	2149		2223	2249	2331	0011	0104				

Late night and weekend trains may be altered due to engineering works.

Please check at southwesternrailway.com before travelling.

For guide to notes and symbols, see end of this timetable.

SUNDAY

Weymouth, Poole and Bournemouth to Basingstoke, Woking and London Waterloo

Operator Notes	SW	SW	SW	SW	XC	SW	SW	SW	SW	XC	SW	SW	SW	SW	XC	SW	SW	SW	SW	XC	SW	SW	SW	SW	XC	SW	SW	SW	
Weymouth	d			0748		0848		0948			1048		1148			1248		1348			1448		1548			1648		1745	
Upwey	d			0752		0852		0952			1052		1152			1252		1352			1452		1552			1652		1749	
Dorchester South	d			0800		0900		1000			1100		1200			1300		1400			1500		1600			1700		1800	
Moreton	d			0807		0907		1007			1107		1207			1307		1407			1507		1607			1707		1807	
Wool	d			0813		0913		1013			1113		1213			1313		1413			1513		1613			1713		1813	
Wareham	d			0820		0920		1020			1120		1220			1320		1420			1520		1620			1720		1820	
Holton Heath	d																												
Hamworthy	a			0827		0927		1027			1127		1227			1327		1427			1527		1627			1727		1827	
Poole	d	0720	0750	0832	0855	0932	0955	1032	1055		1132	1155	1232	1255		1332	1355	1432	1455		1532	1555	1632	1655		1732	1755	1832	
Parkstone	d	0724	0754	0836		0936		1037			1136		1236			1337		1437			1537		1637			1737		1836	
Branksome	d	0727	0757	0840		0940		1041			1140		1240			1341		1441			1541		1641			1741		1840	
Bournemouth	a	0732	0802	0846	0904	0946	1004	1047	1104		1146	1204	1246	1304		1347	1404	1447	1504		1547	1604	1647	1704		1747	1804	1847	
Bournemouth	d	0736	0806	0850	0940	0951	1006	1050	1106	1140	1150	1206	1250	1306	1340	1350	1406	1450	1506	1540	1550	1606	1650	1706	1740	1750	1806	1850	
Pokesdown for Boscombe	d	0740	0810		0910		1010		1110		1210		1310			1410		1510			1610		1710			1810			
Christchurch	d	0744	0814		0914		1014		1114		1214		1314			1414		1514			1614		1714			1814			
Hinton Admiral	d	0749	0819		0919		1019		1119		1219		1319			1419		1519			1619		1719			1819			
New Milton	d	0753	0823	0901		1002	1023	1101			1123	1201	1301	1323		1401	1423	1501	1523		1601	1623	1701	1723		1801	1823	1901	
Sway	d	0758	0828		0928		1028		1128		1228		1328			1428		1528			1628		1728			1828			
Brockenhurst	a	0802	0832	0908	0932	0954	1008	1032	1108	1132		1208	1232	1308	1332		1408	1432	1508	1532		1608	1632	1708	1732	1754	1808	1832	1908
Brockenhurst	d	0803	0833	0909	0933	0955	1009	1033	1109	1133		1209	1233	1309	1333		1409	1433	1509	1533		1609	1633	1709	1733	1755	1809	1833	1909
Beaulieu Road	d		0839		0939		1039		1139		1239		1339			1439		1539			1639		1739			1839			
Ashurst (New Forest)	d	0813	0843		0943		1043		1143		1243		1343			1443		1543			1643		1743			1843			
Totton	d	0818	0848		0948		1048		1148		1248		1348			1448		1548			1648		1748			1848			
Southampton Central	a	0824	0853	0923	0953	1008	1023	1053	1123	1153	1208	1223	1253	1323	1353	1408	1423	1453	1523	1553	1609	1623	1653	1723	1753	1810	1823	1853	1923
Southampton Central	d	0826	0855	0925	0955	1015	1025	1055	1125	1155	1215	1225	1255	1325	1355	1415	1425	1455	1525	1555	1615	1625	1655	1725	1755	1815	1825	1855	1925
Southampton Airport	a	0833	0902	0932	1002	1022	1032	1102	1132	1202	1222	1232	1302	1332	1402	1422	1432	1502	1532	1602	1622	1632	1702	1732	1802	1822	1832	1902	1932
Eastleigh	a		0907		1007		1107		1207		1307		1407			1507		1606			1706		1806			1906			
Winchester	a	0842	0922	0941	1022	1030	1041	1122	1141	1222	1230	1241	1322	1341	1423	1430	1441	1522	1541	1616	1630	1641	1716	1741	1816	1841	1916	1941	
Basingstoke	a	0901	0942	0958	1042	1046	1058	1142	1158	1242	1246	1258	1342	1358	1443	1446	1458	1542	1558	1633	1646	1658	1733	1758	1833	1846	1858	1933	1958
Reading	a	0933b	1005b	1033b		1105	1133b		1233b		1305	1333b		1433b		1505	1533b		1633b		1705	1733b		1833b		1905	1934b		2033b
Woking	a	0928	1002	1019	1102		1118	1203	1218	1302		1318	1402	1418		1502	1518	1602	1618	1653		1718	1753	1818	1853		1918	1953	2018
Clapham Junction	a	0959	1029	1041	1129		1141	1227	1239	1327		1339	1427	1439		1527	1539	1627	1639	1714		1739	1814	1839	1915		1939	2015	2039
London Waterloo	a	1015	1043	1053	1141		1154	1237	1249	1337		1349	1437	1449		1537	1549	1637	1649	1724		1749	1825	1849	1925		1949	2024	2049

Late night and weekend trains may be altered due to engineering works.

Please check at southwesternrailway.com before travelling.

For guide to notes and symbols, see end of this timetable.

SUNDAY

Weymouth, Poole and Bournemouth to Basingstoke, Woking and London Waterloo

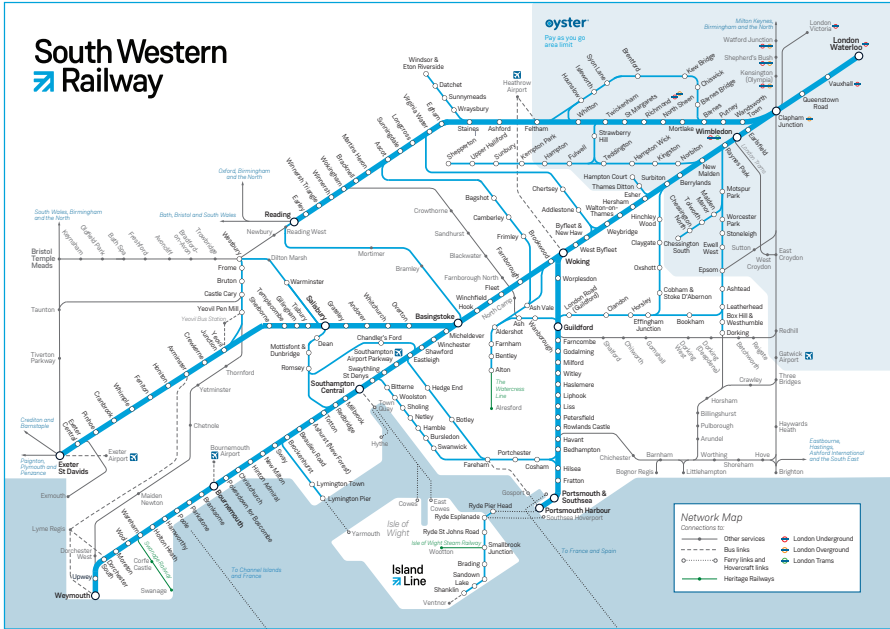
Operator Notes	SW	XC	SW	SW	SW	SW	SW	SW																							
Weymouth	d		1848		1958	2058	2158	2258																							
Upwey	d		1852		2002	2102	2202	2302																							
Dorchester South	d		1900		2010	2110	2210	2310																							
Moreton	d		1907		2017	2117	2217	2317																							
Wool	d		1913		2023	2123	2223	2323																							
Wareham	d		1920		2030	2130	2230	2330																							
Holton Heath	d																														
Hamworthy	a		1927		2037	2137	2237	2337																							
Poole	d	1855	1932	1955	2050	2150	2250	2350																							
Parkstone	d		1937		2054	2154	2254	2354																							
Branksome	d		1941		2057	2157	2257	2357																							
Bournemouth	a	1904	1947	2004	2103	2203	2303	0003																							
Bournemouth	d	1906	1940	1950	2006	2106	2208	2308																							
Pokesdown for Boscombe	d	1910			2010	2110	2212	2312																							
Christchurch	d	1914			2014	2114	2216	2316																							
Hinton Admiral	d	1919			2019	2119	2221	2321																							
New Milton	d	1923		2001	2023	2123	2225	2325																							
Sway	d	1928			2028	2128	2230	2330																							
Brockenhurst	a	1932		2008	2032	2132	2234	2335																							
Brockenhurst	d	1933		2009	2033	2133	2235	2336																							
Beaulieu Road	d	1939			2039	2139																									
Ashurst (New Forest)	d	1943			2043	2143	2243	2343																							
Totton	d	1948			2048	2148	2248	2348																							
Southampton Central	a	1953	2008	2023	2053	2153	2253	2355																							
Southampton Central	d	1955	2015	2025	2055	2155	2255																								
Southampton Airport	a	2002	2022	2032	2102	2202	2302																								
Eastleigh	a	2006			2106	2206	2309																								
Winchester	a	2016		2041	2116	2216	2322																								
Basingstoke	a	2033	2046	2058	2133	2234	2342																								
Reading	a		2105	2133b	2233b																										
Woking	a	2053		2118	2153	2254	0002																								
Clapham Junction	a	2114		2139	2214	2314	0023																								
London Waterloo	a	2124		2149	2224	2324	0033																								

Late night and weekend trains may be altered due to engineering works.

 Please check at southwesternrailway.com before travelling.

For guide to notes and symbols, see end of this timetable.

South Western Railway



Changing trains

Most journeys shown in this timetable are direct trains, shown in **bold type**. However, you may be able to make other journeys or reach your destination more quickly by changing trains. To help you find these alternative trains, we show them in *light italic type*. A letter against the time will show where you need to change trains – please check the ‘Notes’ section for an explanation of these letters.

Please allow plenty of time to change trains. At most stations you will need to allow at least five minutes. You will need longer at some stations, and this is shown in the ‘Station information’ table in this timetable. For example ⑩ means you should allow 10 minutes to change trains at this station.

MONDAY TO FRIDAY

London Waterloo, Woking and Basingstoke to Bournemouth, Poole and Weymouth

Operator Notes	SW	SW	SW	SW	SW	SW A	SW	SW	XC	SW	SW	SW	SW	XC	SW	SW	SW	SW	SW	SW	SW	SW	SW	SW	SW	SW	SW	SW				
London Waterloo	d			0530			0630	0703	0710b	0735				0805		0820b	0835			0905		0935										
Clapham Junction	d			0537u			0637u	0710u	0717b	0723k				0812u		0828b	0828k			0912u		0927k										
Woking	d			0601			0657	0730	0736b	0800				0817b		0846b	0900			0916b		1000										
Reading	d			0540b			0640b	0657b	0752					0800b		0852				0859b												
Basingstoke	d			0621			0718	0750	0811	0820				0849		0911				0949		1000r										
Winchester	d			0638			0735	0807	0827	0837		0850		0906		0927	0933		0949	1005		1033										
Eastleigh	d			0649			0746		0821t	0847		0900				0921t			1004			1021t										
Southampton Airport	d			0653			0750	0818	0835	0851		0904		0914		0935	0942			1008		1014										
Southampton Central	a			0700			0757	0825	0843	0858		0912		0923		0942	0950			1018	1023		1049									
Southampton Central	d		0622	0702		0730	0759	0827	0845	0900		0930		0925	0930	0945	0951		1030	1025	1030	1051										
Totton	d		0628	0707		0738	0804	0833				0930			0935							1035										
Ashurst (New Forest)	d		0632			0742	0809								0940							1040										
Beaulieu Road	d					0747	0813															1044										
Brockenhurst	a		0640	0718		0753	0819	0843		0913				0939	0949	0958	1004			1038	1051	1104										
Brockenhurst	d		0615	0641	0718		0757	0820	0844		0914	0919		0939	1016	0959	1005	1016		1039	1116	1105	1116									
Sway	d		0620	0646	0723			0824				0923							1021			1121										
New Milton	d		0625	0651	0728			0829	0853			0928		0946					1026		1046		1126									
Hinton Admiral	d		0629	0655	0732			0833				0932							1030			1130										
Christchurch	d		0634	0700	0737		0809	0838	0902			0937		0953					1035		1053		1135									
Pokesdown for Boscombe	d		0637	0703	0740			0842	0906			0941		0957					1038		1057		1138									
Bournemouth	a		0641	0707	0744		0815	0846	0910	0914	0928	0948		1001		1013	1020	1043		1101		1120	1143									
Bournemouth	d	0611	0644	0712	0746	0811	0817	0847	0911					1004	1009		1024			1104		1124										
Branksome	d	0616	0649	0717	0751	0816	0822	0852									1029					1129										
Parkstone	d	0619	0652	0720	0754	0819	0825	0855									1032					1132										
Poole	d	0624	0657	0725	0758	0824	0828a	0900	0923					1014	1020a		1037			1114		1137										
Hamworthy	d	0629	0702	0730	0803	0829		0905	0928					1019			1042			1119		1142										
Holton Heath	d	0633	0706	0734	0807	0833			0932					1023						1123												
Wareham	d	0638	0711	0739	0812	0838			0912	0937				1028			1049			1128		1149										
Wool	d	0644	0717	0745	0819	0844			0919	0943				1035						1135												
Moreton	d	0650	0723	0751	0825	0850			0925	0949				1041						1141												
Dorchester South	d	0658	0731	0759	0833	0858			0933	0957		1013		1054			1105			1149		1205										
Upwey	d	0705	0738	0806	0839	0905			0939	1004				1102						1155												
Weymouth	a	0709	0742	0810	0844	0909			0944	1008				1106			1116			1202		1215										

Late night and weekend trains may be altered due to engineering works.
Please check at southwesternrailway.com before travelling.

For guide to notes and symbols, see end of this timetable.

MONDAY TO FRIDAY
London Waterloo, Woking and Basingstoke to Bournemouth, Poole and Weymouth

Operator Notes	SW	SW	SW	XC	SW	SW	SW	SW	SW	SW	SW	SW	SW	XC	SW	SW	SW	SW	SW	SW	SW	SW	SW	XC	SW	SW					
London Waterloo	d		1005		1020b	1035				1105		1135			1205					1305		1335			1405		1420b	1435			
Clapham Junction	d		1012u		1027b	1027k				1112u		1127k			1212u					1312u		1327k			1412u		1427b	1427k			
Woking	d				1046b	1100						1200										1400				1446b	1500				
Reading	d		1007b		1052					1107b					1207b					1307b					1407b		1452				
Basingstoke	d		1048		1111					1149		1200r			1248					1349		1400r			1449		1511				
Winchester	d	1049	1105		1127	1133		1149	1205			1233		1253	1305				1349	1405		1433		1449	1505	1527	1532				
Eastleigh	d	1100			1121t			1200				1221t		1304					1400			1421t		1500		1521t					
Southampton Airport	d	1105	1114		1136	1142		1204	1214	1214		1242		1308	1314				1405	1414		1442		1505	1514		1535	1541			
Southampton Central	a	1112	1122	—	1143	1149		1214	1221		1249			1315	1322	—			1412	1421	—	1449		1516	1522	—	1542	1549			
Southampton Central	d	1130	1124	1130	1145	1151		1230	1224	1230	1251			1330	1324	1330	1345	1351		1430	1424	1430	1451		1530	1524	1530	1545	1551		
Totton	d	—		1135				—		1235				—		1335			—			1435		—		1535					
Ashurst (New Forest)	d			1140						1240						1340						1440				1540					
Beaulieu Road	d			1144												1344										1544					
Brockenhurst	a		1137	1152		1204	—		1237	1251	1304	—		1337		1350		1405	—		1437	1451	1504	—		1537	1551		1604	—	
Brockenhurst	d		1138	1216		1205	1216		1238	1316	1305	1316			1338	1416			1406	1416		1438	1516	1505	1516		1538	1626		1605	1626
Sway	d			—			1221			—		1321			—						1421			1521		—			1631		
New Milton	d		1145				1226		1245			1326			1345						1426			1526			1545		1636		
Hinton Admiral	d						1230					1330									1430			1530				1640			
Christchurch	d		1152				1235		1252			1335			1352						1435			1535			1552		1645		
Pokesdown for Boscombe	d		1156				1238		1256			1338			1356						1438			1538			1556		1648		
Bournemouth	a		1200		1213	1220	1243		1300		1320	1343			1400		1413	1421	1443		1500		1520	1543		1600		1613	1620	1653	
Bournemouth	d		1204				1224			1304		1324			1404					1425		1504				1604			1624		
Branksome	d						1229					1329									1430			1529				1629			
Parkstone	d						1232					1332									1433			1532				1632			
Poole	d		1214				1237			1314		1337			1414						1437			1537			1614		1637		
Hamworthy	d		1219				1242			1319		1342			1419						1442			1519			1619		1642		
Holton Heath	d		1223							1323					1423									1523			1623				
Wareham	d		1228				1249			1328		1349			1428						1449			1528			1628		1649		
Wool	d		1235							1335					1435									1535			1635		1655		
Moreton	d		1241							1341					1441									1541			1641				
Dorchester South	d		1249				1305			1349		1405			1449					1505			1549		1605		1649		1706		
Upwey	d		1255							1355					1455									1555			1655				
Weymouth	a		1302				1315			1402		1415			1502									1602			1702		1715		

Late night and weekend trains may be altered due to engineering works.
Please check at southwesternrailway.com before travelling.

For guide to notes and symbols, see end of this timetable.

MONDAY TO FRIDAY

London Waterloo, Woking and Basingstoke to Bournemouth, Poole and Weymouth

Operator Notes	SW	SW	SW B	SW	XC	SW	SW ★	XC ★	SW	SW	SW ★	SW	XC	SW	SW	SW	SW	SW	SW											
London Waterloo	d	1505	1535			1605	1705	1720b	1735	1805	1835	1905	1920b	1935		2005		2035												
Clapham Junction	d	1512u	1528k			1612u	1657b	1702h			1827b	1912u	1928b			2012u		2027k												
Woking	d		1600				1716b	1746b			1846b		1946b	2000				2100												
Reading	d	1505b				1607b	1652	1752			1757b	1832b	1905b	1950				1957b	2021c											
Basingstoke	d	1549	1600r			1648	1711	1811	1817	1846	1917	1948	2011					2049	2059r											
Winchester	d	1605	1633	1638		1706	1727	1827	1833	1903	1934	2005		2032	2048	2105		2133												
Eastleigh	d	1600t	1621t	1649			1721t	1821t			1755t	1921t	2021z			2103		2121z												
Southampton Airport	d	1614	1642	1654		1715	1735	1835	1842	1911	1943	2014		2035	2041	2107	2114		2142											
Southampton Central	a	1622	1649	1704		1722	1742	1843	1849	1918	1950	2021		2043	2048	2118	2122	—	2149											
Southampton Central	d	1626	1628	1653	1656	1713	1725	1728	1745	1753	1756	1822	1825	1845	1853	1856	1922	1925	1953	1956	2025	2028	2045	2051	2130	2125	2130	2130	2151	
Totton	d		1634		1702	1720		1734			1802	1830				1901		1930		2002	2033			2056	—	2130	2136			
Ashurst (New Forest)	d		1639		1706			1738			1806	1835				1906		1935		2006	2038						2140			
Beaulieu Road	d				1711						1811																2145			
Brockenhurst	a	1639	1647	1708	1717	1731	1739	1746		1807	1817		1843	1858		1914		1943		2014	2040	2046		2107		2141	2152	2204	—	
Brockenhurst	d	1640	1647	1709	1717	1732	1740	1747		1808	1817		1843	1859		1915		1944		2015	2041	2046		2108			2142	2216	2205	2216
Sway	d		1652		1722			1751			1822	1848				1919		1948		2019	2051					—	2146			
New Milton	d		1657		1727	1739		1756			1827	1853				1924		1953		2024	2056						2151			
Hinton Admiral	d		1701		1731			1800			1831	1857				1928		1957		2028	2100						2155			
Christchurch	d		1706		1736	1746		1805			1836	1902				1933		2002		2033	2105						2200			
Pokesdown for Boscombe	d		1709		1739			1809			1839	1905				1937		2006		2037	2108						2204			
Bournemouth	a	1701	1713	1724	1743	1752	1755	1813	1817	1824	1843	1849	1909	1914	1921	1941	1949	2010	2020	2041	2057	2112	2115	2123			2208		2220	2242
Bournemouth	d	1702	1715	1725	1745		1757	1814			1826		1850	1911		1922	1942	1950	2011	2022	2042	2101	2114						2224	2244
Branksome	d	1708		1730	1750			1819			1831	1855	1916		1927	1947	1955	2016	2030	2047	2106	2119					2132		2229	2249
Parkstone	d	1711		1733	1753			1822			1834	1858	1919		1930	1950	1958	2019	2033	2050	2109	2122					2135		2232	2252
Poole	d	1717	1725a	1738	1756a		1807	1826a			1838	1903	1924a		1935	1955a	2003	2024a	2038	2056a	2113	2125a					2139		2237	2255a
Hamworthy	d	1722		1743				1812			1843	1908			1940		2008		2043		2118								2242	
Holton Heath	d	1726						1816				1912				2012														
Wareham	d	1730		1750				1821			1850	1917			1947		2017		2049		2126						2151			2249
Wool	d	1737		1756				1827			1857	1923			1953		2023		2056		2133						2158			2255
Moreton	d	1743						1841				1929				2029					2139						2204			2301
Dorchester South	d	1751		1809				1849		1909		1937			2004		2037		2107		2147						2212			2309
Upwey	d	1757						1855				1944				2044					2153						2218			2316
Weymouth	a	1802		1818		1900			1923			1950			2015		2050				2159						2223			2320

Late night and weekend trains may be altered due to engineering works.
Please check at southwesternrailway.com before travelling.

★ Passengers travelling with cycles may not join or leave services at stations with train times shown in blue.

For guide to notes and symbols, see end of this timetable.

SATURDAY

London Waterloo, Woking and Basingstoke to Bournemouth, Poole and Weymouth

Operator	SW	SW	SW	SW	SW	SW	SW	SW	SW	SW	SW	XC	SW	SW	SW	SW	SW	SW	SW	SW	SW	XC	SW	SW							
London Waterloo	d			0530		0630		0735		0805		0820b	0835			0905		0935			1005		1020b	1035							
Clapham Junction	d			0537u		0637u		0720k		0812u		0827b	0827k			0912u		0927k			1012u		1028b	1028k							
Woking	d			0603		0657		0800		0816b		0846b	0900			0916b		1000			1016b		1046b	1100							
Reading	d			0543b		0637b		0732b		0807b		0852				0909b					1007b		1051								
Basingstoke	d		0510z	0624		0718		0821		0849		0911				0949		1000r			1049		1111								
Winchester	d		0526z	0643		0734		0838	0850	0905		0927	0933		0949	1005				1049	1105		1127	1133							
Eastleigh	d		0536z	0652		0743		0847	0901			0921t			1000					1100		1121t									
Southampton Airport	d		0540z	0656		0748		0851	0905	0914		0935	0942		1005	1014				1105	1114		1135	1142							
Southampton Central	a			0703		0756		0858	0912	0922		0942	0949		1012	1022		1050		1112	1122		1142	1150							
Southampton Central	d		0621	0705	0721	0800	0817	0900	0930	0924	0930	0945	0951		1030	1024	1030	1051		1130	1124	1130	1145	1153							
Totton	d		0626	0710	0726	0805	0822	0905			0935						1035					1135									
Ashurst (New Forest)	d		0631		0731		0827				0940						1040					1140									
Beaulieu Road	d						0831				0944											1144									
Brockenhurst	a		0639	0721	0739	0816	0837	0916		0937	0951	0958	1004			1037	1051	1105			1137	1151		1206							
Brockenhurst	d		0615	0640	0722	0740	0817	0838	0917		0938	1016	0959	1005	1016		1038	1116	1106	1116		1138	1216		1207	1216					
Sway	d		0620	0644	0726	0744	0821	0842	0921						1021																
New Milton	d		0625	0649	0731	0749	0826	0847	0926		0945				1026		1045				1126										
Hinton Admiral	d		0629	0653	0735	0753	0830	0851	0930						1030						1130										
Christchurch	d		0634	0658	0740	0758	0835	0856	0935		0952				1035		1052				1135			1152							
Pokesdown for Boscombe	d		0637	0702	0744	0802	0839	0900	0939		0956				1038		1056				1138			1156							
Bournemouth	a		0641	0706	0748	0806	0843	0904	0943		1000		1013	1020	1042		1100		1120	1142		1200		1213	1222	1242					
Bournemouth	d	0611	0644	0711	0749	0811	0844	0909	0944		1004			1024	1044		1104		1124	1144		1204			1226	1244					
Branksome	d	0616	0649	0716	0754	0816	0849	0914	0949					1029	1049				1129	1149					1231	1249					
Parkstone	d	0619	0652	0719	0757	0819	0852	0917	0952					1032	1052				1132	1152					1234	1252					
Poole	d	0624	0657	0724	0802	0824	0857	0922	0957		1014			1037	1055a		1114		1137	1155a		1214			1238	1255a					
Hamworthy	d	0629	0702	0729	0807	0829	0902	0927	1002		1019			1042			1119		1142			1219			1243						
Holton Heath	d	0633	0706	0733		0833		0931			1023					1123						1223									
Wareham	d	0638	0711	0738	0813	0838	0909	0935	1009		1028			1049			1128		1149			1228			1250						
Wool	d	0644	0717	0744	0820	0844	0915	0942			1035					1135						1235									
Moreton	d	0650	0723	0750	0826	0850	0921	0948			1041					1141						1241									
Dorchester South	d	0658	0731	0758	0834	0858	0929	0956	1027		1051		1105			1149		1205				1249			1306						
Upwey	d	0705	0738	0805	0841	0905	0936	1002			1058					1155						1255									
Weymouth	a	0709	0742	0809	0845	0909	0940	1007	1035		1102			1113			1200		1213			1300			1314						

Late night and weekend trains may be altered due to engineering works.
Please check at southwesternrailway.com before travelling.

For guide to notes and symbols, see end of this timetable.

SATURDAY

London Waterloo, Woking and Basingstoke to Bournemouth, Poole and Weymouth

Operator Notes	SW	SW	SW	SW	SW	SW	SW	SW	XC	SW	SW	SW	SW	SW	SW	SW	SW	SW	XC	SW	SW	SW	SW	SW	SW	SW		
London Waterloo	d		1105		1135			1205		1220b	1235			1305		1335			1405		1420b	1435			1505		1535	
Clapham Junction	d		1112u		1127k			1212u		1227b	1227k			1312u		1327k			1411u		1427b	1427k			1512u		1527k	
Woking	d		1116b		1200			1216b		1246b	1302			1316b		1400			1416b		1446b	1500			1516b		1600	
Reading	d		1105b					1208b		1252				1305b					1407b		1453				1507b			
Basingstoke	d		1149		1200r			1248		1311				1349		1400r			1449		1511				1549		1600r	
Winchester	d	1149	1205		1233		1249	1305		1327	1334			1349		1405			1450		1527	1533		1549	1605		1633	
Eastleigh	d	1200			1221t		1300			1321t				1400		1421t			1500		1521t			1600			1621t	
Southampton Airport	d	1205	1214		1242		1305	1314		1335	1343			1405	1414	1442			1505	1514	1542	1542		1550	1605	1614	1642	
Southampton Central	a	1212	1222	—	1249		1312	1322	—	1342	1350			1412	1422	—			1514	1522	—	1542	1549		1612	1622	—	1649
Southampton Central	d	1230	1224	1230	1251		1330	1324	1330	1345	1351			1430	1424	1430	1451		1530	1524	1530	1545	1551		1630	1624	1630	1651
Totton	d	—		1235			—		1335					—		1435			—		1535			—		1635		
Ashurst (New Forest)	d			1240					1340							1440					1540					1640		
Beaulieu Road	d								1344												1544							
Brockenhurst	a		1237	1251	1304	—		1337	1351		1405	—		1437	1451	1504	—		1537	1551		1605	—		1637	1651	1704	—
Brockenhurst	d		1238	1316	1305	1316		1338	1416		1406	1416		1438	1516	1505	1516		1538	1616		1606	1616		1638	1716	1705	1716
Sway	d			—		1321			—			1421			—				—		1621				—		1721	
New Milton	d		1245			1326		1345				1426		1445					1526		1545			1626		1645	1726	
Hinton Admiral	d					1330						1430							1530					1630			1730	
Christchurch	d		1252			1335		1352				1435		1452					1535		1552			1635		1652	1735	
Pokesdown for Boscombe	d		1256			1338		1356				1438		1456					1538		1556			1638		1656	1738	
Bournemouth	a		1300		1320	1342		1400		1413	1420	1442		1500		1520	1542		1600		1613	1620	1642		1700		1720	1742
Bournemouth	d		1304		1324	1344		1404			1424	1444		1504		1524	1544		1604			1624	1644		1704		1724	1744
Branksome	d				1329	1349					1429	1449				1529	1549				1629	1649				1729	1749	
Parkstone	d				1332	1352					1432	1452				1532	1552				1632	1652				1732	1752	
Poole	d		1314		1337	1355a		1414			1437	1455a		1514		1537	1555a				1637	1655a			1714		1737	1755a
Hamworthy	d		1319		1342			1419			1442			1519		1542					1642				1719		1742	
Holton Heath	d		1323					1423						1523							1623				1723			
Wareham	d		1328		1349			1428			1449			1528		1549					1628		1649			1728		1749
Wool	d		1335					1435						1535							1635				1735			
Moreton	d		1341					1441						1541							1641				1741			
Dorchester South	d		1349		1405			1449			1505			1549		1607					1705				1749		1805	
Upwey	d		1355					1455						1555							1656				1755			
Weymouth	a		1400		1414			1500			1513			1600		1615					1714				1800		1813	

Late night and weekend trains may be altered due to engineering works.

Please check at southwesternrailway.com before travelling.

For guide to notes and symbols, see end of this timetable.

SATURDAY

London Waterloo, Woking and Basingstoke to Bournemouth, Poole and Weymouth

Operator Notes	SW	SW	SW	XC	SW	SW	SW	SW	SW	SW	SW	SW	SW	XC	SW	SW	SW	SW	SW	SW	SW	SW	XC	SW	SW	XC	SW		
London Waterloo	d		1605		1620b	1635			1705		1735			1805		1820b	1835			1905		1935		2005	2020b	2035	2105	2120b	2135
Clapham Junction	d		1612u		1627b	1627k			1712u		1727k			1812u		1827b	1827k			1912u		1927k		2012u	2027b	2027k	2112u	2127b	2127k
Woking	d		1616b		1646b	1700			1716b		1800			1816b		1846b	1900			1916b		2000		2016b	2046b	2100	2132	2146b	2200
Reading	d		1607b		1652				1707b					1812b		1852				1905b				2005b	2052		2105b	2152	
Basingstoke	d		1649		1711				1749		1800r			1849		1911				1949		2000r		2049	2111		2151	2211	
Winchester	d	1649	1705		1727	1733		1749	1805		1833		1849	1905		1933		1954	2006		2033		2105		2133	2208		2233	
Eastleigh	d	1700			1721t			1800			1821t		1900		1921t		2005			2049		2066		2100z	2121z		2216	2222z	
Southampton Airport	d	1705	1714		1735	1742		1805	1814		1842		1905	1914		1942		2014	2014		2042		2114	2135	2142	2220	2235	2242	
Southampton Central	a	1712	1722	—	1742	1749		1812	1822	—	1850		1912	1921	—	1942	1949		2016	2022	—	2042	2122	2144	2149	2227	2242	2249	
Southampton Central	d	1730	1724	1730	1745	1751		1830	1824	1830	1851		1930	1924	1930	1945	1951		2030	2024	2030	2051		2124	2145	2151	2229	2245	2251
Totton	d	—		1735			—	1835					1935					—		2035				2129		2234			
Ashurst (New Forest)	d			1740				1840					1940							2040				2134		2239			
Beaulieu Road	d			1744									1944							2040						2239			
Brockenhurst	a		1737	1751		1804	—	1837	1851	1904	—		1937	1951	1958	2004	—		2037	2051	2104	—	2142		2204	2247		2304	
Brockenhurst	d		1738	1816		1805	1816		1838	1916	1905	1916		1938	2016	1959	2005	2016		2038	2116	2105	2116	2143		2205	2248		2305
Sway	d			—		1821			1845	—			1921	—						2021	—		2120	2148		2253			
New Milton	d		1745			1826			1845				1926							2026		2045		2125	2153		2258		
Hinton Admiral	d					1830							1930							2030				2129	2157		2302		
Christchurch	d		1752			1835			1852				1935		1952					2035		2052		2134	2202		2307		
Pokesdown for Boscombe	d		1756			1838			1856				1938		1956					2038		2056		2138	2206		2311		
Bournemouth	a		1800		1813	1820	1842		1900		1920	1942		2000		2013	2020	2042		2100		2120	2142	2210	2215	2220	2315	2319	2324
Bournemouth	d		1804			1824	1844		1904		1924	1944		2004			2024	2044		2104		2124	2146	2212		2224	2317		2327
Branksome	d					1829	1849				1929	1949				2029	2049					2129	2151	2217		2229	2322		2332
Parkstone	d					1832	1852				1932	1952				2032	2052					2132	2154	2221		2232	2326		2335
Poole	d		1814			1837	1855a		1914		1937	1955a		2014		2037	2055a			2114		2137	2157a	2226a		2237	2330a		2340
Hamworthy	d		1819			1842			1919		1942			2019		2042				2119		2142				2242		2345	
Holton Heath	d		1823						1923					2023															
Wareham	d		1828			1849			1928		1949			2028		2049				2126		2149				2249		2351	
Wool	d		1835						1935					2035						2133		2155				2255		2358	
Moreton	d		1841						1941					2041						2143		2201				2301		0004	
Dorchester South	d		1849			1905			1949		2005			2049		2105				2151		2209				2309		0012	
Upwey	d		1855						1955					2055						2158		2216				2316		0018	
Weymouth	a		1900			1913			2000		2014			2101						2202		2220				2320		0023	

Late night and weekend trains may be altered due to engineering works.
Please check at southwesternrailway.com before travelling.

For guide to notes and symbols, see end of this timetable.

SATURDAY

London Waterloo, Woking and Basingstoke to Bournemouth, Poole and Weymouth

Operator	Notes	SW	SW	SW	SW																								
London Waterloo	d	2205	2235	2305	0010																								
Clapham Junction	d	2212u	2227k	2312u	0017u																								
Woking	d	2232	2300	2332	0040																								
Reading	d	2205b	2252z	2305b																									
Basingstoke	d	2252	2311z	2352	0100																								
Winchester	d	2308	2333	0011	0116																								
Eastleigh	d	2319	2324z	0022	0125																								
Southampton Airport	d	2323	2342	0026	0129																								
Southampton Central	a	2330	2349	0035	0136																								
Southampton Central	d	2332	2351	0037	0138																								
Totton	d	2337		0042s	0143s																								
Ashurst (New Forest)	d	2342																											
Beaulieu Road	d																												
Brockenhurst	a	2350	0004	0053s	0154s																								
Brockenhurst	d	2351	0005																										
Sway	d	2355																											
New Milton	d	2359		0100s	0204s																								
Hinton Admiral	d	0004																											
Christchurch	d	0009		0107s	0211s																								
Pokesdown for Boscombe	d	0012		0111s	0215s																								
Bournemouth	a	0016	0022	0115	0219																								
Bournemouth	d	0018	0023	0117																									
Branksome	d	0021	0028	0122s																									
Parkstone	d	0024	0031	0125s																									
Poole	d	0030a	0036a	0128a																									
Hamworthy	d																												
Holton Heath	d																												
Wareham	d																												
Wool	d																												
Moreton	d																												
Dorchester South	d																												
Upwey	d																												
Weymouth	a																												

Late night and weekend trains may be altered due to engineering works.
Please check at southwesternrailway.com before travelling.

For guide to notes and symbols, see end of this timetable.

SUNDAY

London Waterloo, Woking and Basingstoke to Bournemouth, Poole and Weymouth

Operator Notes	SW	SW D	SW	SW D	SW	SW D	XC	SW	SW D	SW	SW D	XC	SW	SW D	SW	SW D	XC	SW	SW D	SW	SW D	XC	SW	SW	SW	SW	XC	SW	
London Waterloo	d			0753	0835	0853		0935	0953	1035	1054	1115b	1135	1154	1235	1254	1315b	1335	1354	1435	1454	1520b	1535	1605	1635	1705	1720b	1735	
Clapham Junction	d			0803u	0845u	0903u		0945u	1003u	1045u	1103u	1123b	1145u	1203u	1242u	1303u	1322b	1342u	1403u	1442u	1503u	1527b	1542u	1612u	1642u	1712u	1727b	1742u	
Woking	d			0828	0909	0928		1009	1028	1108	1128	1146b	1207	1228	1307	1328	1345b	1407	1428	1507	1528	1546b	1607	1637	1707	1737	1746b	1807	
Reading	d			0738b	0838b	0912b	0952	1011	1029	1048	1128	1148	1211	1227	1248	1327	1347	1411	1427	1447	1527	1547	1611	1627	1657	1727	1757	1811	1827
Basingstoke	d	0748		0848	0929	0948	1011	1029	1048	1128	1148	1211	1227	1248	1327	1347	1411	1427	1447	1527	1547	1611	1627	1657	1727	1757	1811	1827	
Winchester	d	0807		0908	0946	1008	1027	1046	1108	1144	1208	1227	1244	1308	1344	1407	1427	1444	1507	1544	1607	1627	1644	1714	1744	1814	1827	1844	
Eastleigh	d	0821		0922		1022			1122		1222			1322		1420			1520		1621			1723		1823			
Southampton Airport	d	0825		0927	0955	1027	1035	1055	1127	1153	1227	1235	1253	1327	1353	1425	1435	1453	1525	1553	1625	1635	1653	1727	1753	1827	1835	1854	
Southampton Central	a	0832		0934	1002	1034	1042	1102	1134	1200	1234	1242	1300	1334	1400	1432	1442	1500	1532	1600	1632	1642	1700	1734	1800	1834	1842	1901	
Southampton Central	d	0834	0903	0935	1003	1035	1050	1103	1135	1203	1235	1250	1303	1335	1403	1433	1450	1503	1533	1603	1634	1650	1703	1736	1803	1836	1850	1905	
Totton	d	0839		0941		1041			1141		1241			1341		1439			1539		1639			1741		1841			
Ashurst (New Forest)	d	0844		0945		1045			1145		1245			1345		1443			1543		1644			1746		1846			
Beaulieu Road	d	0848		0950		1050			1150		1250			1350		1448			1548		1648			1750		1850			
Brockenhurst	a	0854	0916	0956	1017	1056	1103	1117	1156	1216	1256		1316	1356	1416	1454		1516	1554	1616	1654		1716	1756	1816	1856	1903	1918	
Brockenhurst	d	0855	0917	0957	1017	1057	1110	1117	1157	1217	1257		1317	1357	1417	1455		1517	1555	1617	1655		1717	1757	1817	1857	1910	1919	
Sway	d	0900		1001		1101			1201		1301			1401		1459			1559		1700			1801		1901			
New Milton	d	0905	0924	1006	1024	1106		1124	1206	1224	1306		1324	1406	1424	1504		1524	1604	1624	1705		1724	1806	1824	1906		1925	
Hinton Admiral	d	0909		1010		1110			1210		1310			1410		1508			1608		1709			1810		1910			
Christchurch	d	0914		1015		1115			1215		1315			1415		1513			1613		1714			1815		1915			
Pokesdown for Boscombe	d	0917		1019		1119			1219		1319			1419		1517			1617		1717			1819		1919			
Bournemouth	a	0921	0934	1023	1034	1123	1126	1134	1223	1234	1323	1326	1334	1423	1434	1521	1525	1534	1621	1634	1721	1725	1734	1823	1834	1923	1926	1936	
Bournemouth	d	0839	0924	0939	1024	1039	1124		1139	1224	1239	1324		1339	1424	1439	1522		1539	1622	1639	1723		1739	1824	1839	1924	1940	
Branksome	d	0844		0944		1044			1144		1244			1344		1444			1544		1644			1744		1844		1945	
Parkstone	d	0847		0947		1047			1147		1247			1347		1447			1547		1647			1747		1847		1948	
Poole	d	0851	0933a	0951	1033a	1051	1133a		1151	1233a	1251	1333a		1351	1433a	1451	1531a		1551	1631a	1651	1732a		1751	1833a	1851	1933a	1952	
Hamworthy	d	0856		0956		1056			1156		1256			1356		1456			1556		1656			1756		1856		1957	
Holton Heath	d																												
Wareham	d	0903		1003		1103			1203		1303			1403		1503			1603		1703			1803		1903		2004	
Wool	d	0910		1010		1110			1210		1310			1410		1510			1610		1710			1810		1910		2011	
Moreton	d	0916		1016		1116			1216		1316			1416		1516			1616		1716			1818		1916		2017	
Dorchester South	d	0924		1024		1124			1224		1324			1424		1524			1624		1724			1826		1924		2025	
Upwey	d	0931		1031		1131			1231		1331			1431		1531			1631		1731			1832		1931		2032	
Weymouth	a	0935		1035		1135			1235		1335			1435		1535			1635		1735			1837		1935		2036	

Late night and weekend trains may be altered due to engineering works.
Please check at southwesternrailway.com before travelling.

For guide to notes and symbols, see end of this timetable.

SUNDAY**London Waterloo, Woking and Basingstoke to Bournemouth, Poole and Weymouth**






Operator Notes	SW	SW	SW	XC	SW	SW	XC	SW	SW	SW	SW	SW																													
London Waterloo	d	1805	1835	1905		1935	2005	2020b	2035	2105	2135	2205	2305																												
Clapham Junction	d	1812u	1842u	1912u		1942u	2012u	2027b	2042u	2112u	2142u	2212u	2312u																												
Woking	d	1837	1907	1937		2007	2037	2046b	2107	2137	2207	2237	2337																												
Reading	d		1838b		1952			2052			2152b																														
Basingstoke	d	1857	1927	1957	2009	2027	2057	2111	2127	2157	2227	2257	2357																												
Winchester	d	1914	1944	2014		2044	2114		2144	2214	2244	2314	0014																												
Eastleigh	d	1923		2023			2123			2223		2323	0024																												
Southampton Airport	d	1927	1954	2027	2033	2053	2127	2135	2153	2227	2253	2327	0028																												
Southampton Central	a	1934	2001	2034	2043	2101	2134	2142	2200	2234	2300	2334	0037																												
Southampton Central	d	1936	2003	2036	2050	2103	2136	2150	2203	2236	2303	2336	0040																												
Totton	d	1941		2041			2141			2241		2341	0045s																												
Ashurst (New Forest)	d	1946		2046			2146			2246		2346																													
Beaulieu Road	d	1950		2050			2150																																		
Brockenhurst	a	1956	2016	2056		2116	2156		2216	2254	2316	2354	0056s																												
Brockenhurst	d	1957	2017	2057		2117	2157		2217	2257	2317	2355																													
Sway	d	2001		2101			2201			2301		2359																													
New Milton	d	2006	2023	2106		2124	2206		2224	2306	2324	0004	0104s																												
Hinton Admiral	d	2010		2110			2210			2310		0008																													
Christchurch	d	2015		2115			2215			2315		0013	0111s																												
Pokesdown for Boscombe	d	2019		2119			2219			2319		0017	0115s																												
Bournemouth	a	2023	2034	2123	2126	2134	2223	2226	2234	2323	2334	0021	0119																												
Bournemouth	d	2024	2039	2124		2139	2224		2239	2324	2339	0022	0120																												
Branksome	d		2044			2144			2244		2344	0027	0125s																												
Parkstone	d		2047			2147			2247		2347	0030	0128s																												
Poole	d	2033a	2051	2133a		2151	2233a		2251	2333a	2351	0034a	0132a																												
Hamworthy	d		2056			2156			2256		2356																														
Holton Heath	d																																								
Wareham	d		2103			2203			2303		0003																														
Wool	d		2110			2210			2310		0010																														
Moreton	d		2117			2216			2316		0016																														
Dorchester South	d		2125			2224			2324		0024																														
Upwey	d		2132			2231			2331		0030																														
Weymouth	a		2136			2236			2336		0035																														


Late night and weekend trains may be altered due to engineering works.
Please check at southwesternrailway.com before travelling.


For guide to notes and symbols, see end of this timetable.

GUIDE TO NOTES AND SYMBOLS

First Class accommodation also available on all trains shown in **bold type**.

- A** Also calls at Redbridge 0735.
B Also calls at Redbridge 1717.
D Divides during journey - please make sure you are in the correct portion.
SW Operated by South Western Railway.
XC Operated by CrossCountry
 · Seat reservations available
 · Cycle reservations recommended.
- a Arrival time.
 b Change at Basingstoke.
 c Change at Basingstoke and Winchester.
 d Departure time.
 e Change at Winchester and Basingstoke.
 g Change at Winchester and Woking.
 h Change at Woking and Winchester.
 k Change at Woking.
 r Change at Winchester.
 s Stops to let passengers leave the train only.
 t Change at Southampton Airport Parkway.
 u Stops to let passengers join the train only.
 v Change at Eastleigh.
 z Change at Southampton Central.
 — Continued in later column.
 — Continued from earlier column.
-  Train attaches to another.
 Train divides.
 Car Park.
 Minimum connection time where different from the standard five minutes.
 † Station is **closed** on Sunday.
 \$ For details of additional trains, please see Great Western Railway timetables.
 ‡ For services to and from Lymington please see timetable 27.
 For details of buses from Wareham station to Corfe Castle and Swanage, telephone 01202 338420.
 For information on the Swanage Railway visit swanagerailway.co.uk
 ↔ Southampton Airport - station is a short walk from the airport terminal.
 ↔ Woking - Railair coach link between Woking station and Heathrow Airport. Visit firstbus.co.uk/railair for details.
 \$ Station is approximately 3 miles from Beaulieu village. There are NO bus services from Beaulieu Road station.
 Please visit beaulieu.co.uk for public transport information to the Motor Museum.

 Station for Southampton City Centre and the Docks. Also buses for Red Funnel Ferries to Cowes, Isle of Wight, (redfunnel.co.uk) and the Hythe ferry (hytheferry.co.uk).

 Interchange for London Underground. Visit tfl.gov.uk for details.

★ Passengers travelling with cycles may not join or leave services at stations with train times shown in blue.

Cycles on trains

At peak times the following restrictions apply in the area bounded by Reading, Hook, Alton, Guildford and Dorking.




Passengers travelling with cycles may not join or leave services timed to arrive at London Waterloo between 0715 and 1000 inclusive and timed to depart from London Waterloo between 1645 and 1900 inclusive.

Travelling after midnight?

Trains which run after midnight are shown at the end of the day.

STATION INFORMATION

See notes for explanation of symbols.

Weymouth	P		S
Upwey	P		S
Dorchester South	P		S
Moreton	P		
Wool	P		
Wareham	P		
Holton Heath	P		†
Hamworthy			
Poole	P	④	
Parkstone	P		
Branksome	P		
Bournemouth	P		
Pokesdown for Boscombe			
Christchurch	P		
Hinton Admiral	P		
New Milton	P		
Sway	P		
Brockenhurst	P	⑤	‡
Beaulieu Road			\$
Ashurst (New Forest)	P		
Totton	P		
Southampton Central	P		
Southampton Airport	P		↔
Eastleigh	P	③	
Winchester	P		
Basingstoke	P		
Reading	P	⑦	
Woking	P		↔
Clapham Junction		⑩	
London Waterloo		⑪	

28A Yeovil Pen Mill - Weymouth

MONDAY TO FRIDAY

	Notes									
Yeovil Pen Mill	d	0735	1013	1113	1314	1619	1820	1917	2223	
Dorchester West	d	0810	1047	1153	1353	1653	1854	1951	2257	
Upwey	d	0817	1055	1201	1401	1701	1901	1958	2304	
Weymouth	a	0823	1100	1206	1406	1706	1906	2003	2309	

SATURDAY

	A		A			A		A		
0730	0938	1009	1047	1111	1311	1509	1611	1820	1920	2219
0804	1014	1043	1116	1153	1354	1543	1653	1912	1954	2253
0813		1051		1202	1403		1702	1921	2002	2302
0818	1024	1056	1126	1208	1408	1553	1708	1927	2009	2307

SUNDAY

1000	1104	1313	1502	1917	2220
1038	1141	1347	1537	1951	2254
1046	1149	1355	1545	1958	2301
1051	1154	1400	1551	2003	2306

28A Weymouth - Yeovil Pen Mill

MONDAY TO FRIDAY

	Notes									
Weymouth	d	0526	0642	0850	1111	1311	1455	1730	2015	
Upwey	d	0531	0647	0855	1116	1316	1500	1735	2020	
Dorchester West	d	0539	0655	0903	1125	1325	1508	1743	2028	
Yeovil Pen Mill	a	0614	0728	0936	1200	1400	1548	1816	2101	

SATURDAY

			A		B	A		A	A	
0638	0846	1110	1210	1310	1455	1610	1728	1828	1940	2020
0643	0851	1115	1215	1315	1500	1615	1733	1833		2025
0651	0859	1124	1224	1323	1508	1623	1741	1841	1955	2033
0726	0934	1159	1259	1358	1543	1658	1816	1916	2030	2108

SUNDAY

0806	1103	1409	1610	1753	2010
	1108	1414	1615	1758	2015
0817	1117	1422	1623	1806	2023
0852	1152	1457	1658	1839	2056

NOTES

Operated by Great Western Railway.

For details of seat and cycle reservation requirements and also catering facilities, please refer to Great Western Railway publications.

A Runs until 10 September.

B Runs from 17 September.

a Arrival time.

d Departure time.

STATION INFORMATION

For a guide to notes and symbols, see end of main timetable.

Yeovil Pen Mill		P	
Dorchester West			
Upwey		P	S
Weymouth		P	S

Late night and weekend trains may be altered due to engineering works.

28B Dorchester South - Bridport - Lyme Regis Bus ServiceOperated by First Wessex X51 – Tel: 0345 6460707
firstbus.co.uk/wessex**MONDAY TO FRIDAY from 30 May until 2 September 2022.**

				SH	Sch																		
Dorchester South Station	d	0805	0940	1140	1340	1340	1540	1757	1855														
Bridport West Street	a	0842	1032	1232	1432	1432	1632	1835	1932														
Lyme Regis Square	a	0921	1121	1321	1521	1537	1721	1903															

		Sch																					
Lyme Regis Post Office	d	0643b	0842	1042	1242	1442	1647	1840															
Bridport West Street	d	0718	0738	0933	1133	1323	1533	1738	1916														
Dorchester South Station	a	0758	0819	1020	1220	1420	1620	1825	1956														

SATURDAY from 4 June until 3 September 2022.

Dorchester South Station	d	0805	0940	1140	1340	1540	1757	1855															
Bridport West Street	a	0842	1032	1232	1432	1632	1835	1932															
Lyme Regis Square	a	0921	1121	1321	1521	1721	1903																

Lyme Regis Post Office	d	0842	1042	1242	1442	1647	1840																
Bridport West Street	d	0718	0933	1133	1333	1533	1738	1916															
Dorchester South Station	a	0758	1020	1220	1420	1620	1825	1956															

SUNDAY from 29 May until 28 August 2022.

0940	1140	1340	1540	1757	1840																		
1032	1232	1432	1632	1835	1917																		
1121	1321	1521	1721																				

0842	1042	1242	1442	1647	1840																		
0933	1133	1323	1533	1738	1916																		
1020	1220	1420	1620	1825	1956																		

NOTES SH - School Holidays only.

a - Arrival time.

d - Departure time.

Sch - School days only.

b - Change at Bridport Bus Station

Rail tickets to 'Bridport Bus X51/3' are valid to Lyme Regis (and also on the Weymouth - Lyme Regis service)

Sunday service runs on Public Holidays.**A reduced service will operate from Sunday 4 September 2022.**

28C Weymouth - Bridport - Lyme Regis Bus service

Bus service operated by First Wessex X52/X53 - Tel: 0345 6460707
firstbus.co.uk/wessex

MONDAY TO FRIDAY from 30 May until 2 September 2022.

Notes								S	S			S																										
Weymouth Station Forecourt d	0701	0807	0925	1025	1125	1225	1325	1425	1425	1525	1625	1712	1725	1826																								
Abbotsbury Ilchester Arms a	0723	0836	0956	1056	1156	1256	1356	1456	1456	1556	1656	1743	1756	1848																								
West Bay George Hotel a	0740	0857	1019	1119	1219	1319	1419	1519	1519	1619	1719	1806	1818	1905																								
Bridport West Street a	0748	0910	1032	1132	1232	1332	1432	1532	1558	1632	1732	1814	1828	1913																								
Lyme Regis Square a	0818	1021b	1121b	1221	1321b	1421	1521b	1621	1640	1721b	1821	1837	1903b																									

SATURDAY from 4 June until 3 September 2022.

Notes								S	S			S																											
Weymouth Station Forecourt d	0701	0807	0925	1025	1125	1225	1325	1425	1525	1625	1725	1856																											
Abbotsbury Ilchester Arms a	0723	0836	0956	1056	1156	1256	1356	1456	1556	1656	1756	1918																											
West Bay George Hotel a	0740	0857	1019	1119	1219	1319	1419	1519	1619	1719	1818	1935																											
Bridport West Street a	0748	0910	1032	1132	1232	1332	1432	1558	1632	1732	1828	1943																											
Lyme Regis Square a	0818	1021b	1121b	1221	1321b	1421	1521b	1621	1721b	1821	1903b																												

SUNDAY from 29 May until 28 August 2022.

Notes								S	S			S																											
Weymouth Station Forecourt d	0807	0925	1025	1125	1225	1325	1425	1525	1625	1725																													
Abbotsbury Ilchester Arms a	0836	0956	1056	1156	1256	1356	1456	1556	1656	1756																													
West Bay George Hotel a	0857	1019	1119	1219	1319	1419	1519	1619	1719	1818																													
Bridport West Street a	0910	1032	1132	1232	1332	1432	1558	1632	1732	1828																													
Lyme Regis Square a	1021b	1121b	1221	1321b	1421	1521b	1621	1721b	1821																														

NOTES SH - School Holidays only.

a - Arrival time.

b - Change at Bridport Bus Station.

Sunday service runs on Public Holidays.

Sch - School days only.

d - Departure time.

A reduced service will operate from Sunday 4 September 2022.

Rail tickets to 'Bridport Bus X51/53' are valid to Lyme Regis (and also on the Dorchester - Lyme Regis service)

28C Lyme Regis - Bridport - Weymouth Bus service

Bus service operated by First Wessex X52/X53 - Tel: 0345 6460707
firstbus.co.uk/wessex

MONDAY TO FRIDAY from 30 May until 2 September 2022.

	Notes	Sch	SH	Sch	SH																			
Lyme Regis Post Office	d	0643	0646	0736	0741	0842b	0942	1042b	1142	1242b	1342	1442b	1552	1647b	1747	1937								
Bridport West Street	a	0719	0722	0809	0828	0933	1033	1133	1233	1333	1433	1533	1643	1735	1836	2013								
West Bay George Hotel	a	0729	0732	0837	0841	0946	1046	1146	1246	1346	1446	1546	1656	1748	1846	2023								
Abbotsbury Ilchester Arms	a	0749	0752	0858	0902	1007	1107	1207	1307	1407	1507	1607	1717	1809	1906	2043								
Weymouth Bus Garage *	a	0821	0821	0929	0933	1038	1138	1238	1338	1438	1538	1638	1748	1838	1933	2110								

SATURDAY from 4 June until 3 September 2022.

	Notes																							
Lyme Regis Post Office	d		0842b	0942	1042b	1142	1242b	1342	1442b	1552	1647b	1747	1937											
Bridport West Street	a	0828	0933	1033	1133	1233	1333	1433	1533	1643	1735	1836	2013											
West Bay George Hotel	a	0841	0946	1046	1146	1246	1346	1446	1546	1656	1748	1846	2023											
Abbotsbury Ilchester Arms	a	0902	1007	1107	1207	1307	1407	1507	1607	1717	1809	1906	2043											
Weymouth Bus Garage *	a	0933	1038	1138	1238	1338	1438	1538	1638	1748	1838	1933	2110											

SUNDAY from 29 May until 28 August 2022.

	Notes																							
Lyme Regis Post Office	d	0842b	0942	1042b	1142	1242b	1342	1442b	1552	1647b	1747													
Bridport West Street	a	0933	1033	1133	1233	1333	1433	1533	1643	1735	1836													
West Bay George Hotel	a	0946	1046	1146	1246	1346	1446	1546	1656	1748	1846													
Abbotsbury Ilchester Arms	a	1007	1107	1207	1307	1407	1507	1607	1717	1809	1906													
Weymouth Bus Garage *	a	1038	1138	1238	1338	1438	1538	1638	1748	1838	1933													

NOTES SH - School Holidays only.
Sch - School days only.

a - Arrival time.
b - Change at Bridport Bus Station.

* - Bus Garage is 3 minutes walk from Weymouth Station.
d - Departure time.

Sunday service runs on Public Holidays.

A reduced service will operate from Sunday 4 September 2022.

Rail tickets to 'Bridport Bus X51/53' are valid to Lyme Regis (and also on the Dorchester - Lyme Regis service)

28D Bournemouth Rail Station to Bournemouth International Airport (Hurn) Bus Service

Operated by Bournemouth Transport (Yellow Buses) 737, Tel: 01202 636110, yellowbuses.co.uk/routes

MONDAY TO FRIDAY - NO SERVICE on this route on Saturdays, Sundays or public holidays

<i>Notes</i>																							
Bournemouth Station #	d	0556	0651																				
Bournemouth Airport	a	0631	0726																				

<i>Notes</i>																							
Bournemouth Airport	d	1335	1620	1800																			
Bournemouth Station	a	1417	1707	1834																			

NOTES

- Buses use Stand 2 in the Bus Station, adjacent to Platform 3 exit at Bournemouth Railway Station.

a - Arrival Time

d - Departure time.

Bournemouth PlusBus tickets are valid to Bournemouth Airport.

Visit us at southwesternrailway.com

- Buying tickets online
- Live train information
- Train times
- Special offers and days out
- Plan your journey
- Latest news

Customer Service Centre

0345 6000 650

Monday to Friday 0800 - 2000

Saturday 0900 - 1800

Sunday 0900 - 1600

Our UK based team are available for:

- Comments and suggestions

Assisted Travel

0800 5282 100

Text relay 18001 0800 5282 100

A freephone service open 24 hours for older and disabled customers.

We recommend booking assistance **2 hours in advance**.

National Rail Enquiries

03457 48 49 50

Train times, fares and rail information.

Free travel alerts

southwesternrailway.com/alerts

Keeping our registered customers up-to-date with their service running information, delays and alterations.

Twitter [@SW_Help](https://twitter.com/SW_Help)

Follow South Western Railway on Twitter and be the first to know what's happening on our network.

Facebook Facebook.com/SWRailway

Providing South Western Railway network information and details of our latest offers.

First MTR South Western Trains Limited (trading as South Western Railway) accepts no liability for any inaccuracy in the information contained in this timetable which is subject to alteration.

First MTR South Western Trains Limited. Registered in England and Wales 07900320.

Registered office: 8th Floor, The Point, 37 North Wharf Road, London W2 1AF.

A First and MTR company.

South Western
 **Railway**

PTT28 05 2022



Please Recycle