

28 Weymouth and Bournemouth to London Waterloo



Train times

8 October to 9 December 2023

Your timetable

This timetable shows train services between **Weymouth, Poole, Bournemouth, Southampton, Winchester, Basingstoke, Woking and London Waterloo**.

It also shows train services between:

- **Yeovil and Weymouth** - see timetable **28A**.

And it shows connecting **bus services**:

- between **Dorchester South, Bridport and Lyme Regis** - see timetable **28B**;
- between **Weymouth, Bridport and Lyme Regis** - see timetable **28C**; and
- from **Bournemouth Rail Station and Bournemouth Airport** - see timetable **28D**.

For the complete train service between Southampton and London Waterloo (and the stations in-between), please see timetable 19.

For services between Brockenhurst, Lymington Town and Lymington Pier (for Yarmouth, Isle of Wight), please see timetable 27.

Buy a ticket before you board

You need to buy a valid ticket before you get on your train. We know that most of our passengers do this before travelling, and we have a duty to those passengers to make sure no-one travels without paying. This is why we run a penalty fares scheme across most of our network.

If you travel without a valid ticket to or from a station within the penalty fares area, you may have to pay a penalty fare. A Penalty Fare is £100 plus the price of the full single fare applicable for your intended journey. However, if it is paid within 21 days, the Penalty Fare is reduced to £50 plus the price of the single fare applicable.

We have a policy to, wherever possible, prosecute everyone who deliberately avoids paying.

Cycles on trains

The services in this timetable have limited room for cycles, so we have had to apply some restrictions. The ★ symbol, with train times printed in **blue**, shows which trains have restrictions. These restrictions are explained in the 'Guide to notes and symbols' section.

We will carry folding cycles on any train, as long as they can be folded small enough to be carried safely in the luggage rack. Cycles are not allowed on buses that replace trains during engineering work.

Changes to train times

Network Rail need to do engineering work to maintain and improve the rail network. They do a lot of this work at weekends and during holiday periods, but they also need to do some work overnight during the week.

If we need to close rail lines so Network Rail can carry out work, buses will replace train services. We may also have to alter train services over a wider area.

Please check for any changes to train times before travelling at weekends, late in the evening or early in the morning.

Look for the 'Changes to train times' posters at stations, or visit our website at **southwesternrailway.com**.

Travel with Confidence

So that you can travel with confidence, we are ventilating trains to refresh air, improving information about journeys and trains, and extensively cleaning trains and stations.

Automated Delay Repay

We have introduced a new Automated Delay Repay (ADR) system that drastically cuts the time it takes to claim and receive compensation if your train is late.

ADR works for all customers who have bought Advance tickets or a Touch Smartcard season ticket from our website.

If you have a Touch Smartcard season ticket, you will need to touch in and out at the beginning and end of your journey, sign up for a Delay Repay account at

delayrepay.southwesternrailway.com and select 'Auto Delay Repay'. (The email addresses you use for 'My Account' and 'Delay Repay' must match.)

To find out more about Automated Delay Repay, visit:

southwesternrailway.com/contact-and-help/refunds-and-compensation/delay-repay/automated-delay-repay.

No-smoking policy

For the comfort of all our customers, smoking and using e-cigarettes is not allowed on any part of our trains or stations.

You can smoke outside the station entrance or in our car parks.



South Western Railway and Community Rail Partnerships

We are committed to working with Community Rail Partnerships (CRPs) across our network. CRPs are not-for-profit organisations that help to further connect the railway with the communities they serve. They work closely with SWR to promote healthy and sustainable travel, design projects which bring communities together, as well as support social and economic development. SWR is proud to provide core funding and support to 12 CRPs on our network.

South Wessex Community Rail Partnership

Covering the line running south of Westbury to Weymouth, including Upwey and Weymouth.

Find out more at southwessexcrp.org.uk/



Purbeck

Community Rail Partnership

Stations: Holton Heath, Wareham, Wool, Moreton, Dorchester South and the Swanage Railway

Formed in conjunction with Swanage Railway, Purbeck Community Rail Partnership supports the reintroduction of services from Swanage to Wareham. The partnership covers not only four of the mainline stations but also those on the Swanage line.

Find out more at purbeckcrp.org.uk



Three Rivers

Community Rail Partnership

Stations: Salisbury, Dean, Mottisfont & Dunbridge, Romsey, Millbrook, Redbridge, Southampton Central, St Denys, Swaythling, Southampton Airport, Eastleigh, Chandler's Ford, Bitterne, Woolston, Sholing, Netley, Hamble, Bursledon, Shawford and Winchester

Three Rivers aims to improve stations in the area of the rail routes that run alongside the main rivers between Salisbury, Winchester, Southampton and Bursledon – hence 'Three Rivers'. It is a group of local authorities, residents and the train industry, working to improve local stations, promote tourism, and train and bus service integration.

Find out more at threeriversrail.com/



New Forest Community Rail Partnership

Stations: Lymington Pier, Lymington Town, Brockenhurst, Sway and Ashurst New Forest.

The Community Rail Partnership was launched in July 2008 and over the years the partnership has worked hard to help people discover, and explore, attractions from the New Forest and Lymington, as well as connections on to the Isle of Wight.

Find out more at **newforestcrp.co.uk**



MONDAY TO FRIDAY
Weymouth, Poole and Bournemouth to Basingstoke, Woking and London Waterloo

	Operator Notes	SW ★	SW	SW ★	SW ★	XC ★	SW ★	SW ★	SW ★	SW ★	XC ★	SW ★	SW ★	SW	SW	SW	XC	SW	SW	SW	SW	SW	XC	SW	SW	SW	SW	XC	SW		
Weymouth	d							0550		0620			0650						0724	0755			0820			0903			0920		1003
Upwey	d							0554		0624			0654						0728	0759			0824			0903			0924		1003
Dorchester South	d							0602		0632			0702						0736	0807			0833		0913			0933		1013	
Moreton	d							0609		0639			0709						0742	0814			0839					0939		1013	
Wool	d							0615		0645			0715						0748	0820			0845					0945		1013	
Wareham	d							0622		0652			0722						0755	0827			0853		0928			0953		1028	
Holton Heath	d							0626					0726						0759	0830			0856					0956		1028	
Hamworthy	a							0631		0659			0731						0804	0835			0901		0935			1001		1035	
Poole	d	0457	0523	0537	0552			0638	0647	0709		0720	0738		0804				0809	0841	0853	0900	0907		0940		1000	1007		1040	
Parkstone	d	0501	0527	0541	0556			0642	0651	0713		0724	0742		0808				0813	0845		0904			0944		1004		1044		
Branksome	d	0504	0530	0544	0559			0646	0654	0716		0727	0747		0811				0817	0848		0908			0948		1008		1048		
Bournemouth	a	0509	0535	0550	0604			0651	0659	0721		0732	0752		0816				0822	0854	0902	0913	0917		0954		1013	1017		1054	
Bournemouth	d	0512	0537	0552	0608	0630	0634	0653	0701	0723	0730	0734	0754	0802	0818		0840		0823	0856	0905		0922		0945	0959	1002	1022	1045	1059	
Pokesdown for Boscombe	d	0516	0541		0612			0638				0738		0806	0821				0827		0909		0926				1006	1026		1059	
Christchurch	d	0520	0545		0616			0642		0709		0742		0810	0825				0831		0913		0930				1010	1030		1059	
Hinton Admiral	d		0550		0621			0647		0714		0747		0815					0836		0918						1015		1059		
New Milton	d	0527	0554		0625			0651		0718		0751		0819	0832				0840		0922		0937				1019	1037		1059	
Sway	d		0559		0630			0656		0723		0756		0824					0845		0927						1024		1059		
Brockenhurst	a	0533	0604	0609	0635			0701		0728		0801	0808	0829	0839				0849	0910	0932		0943		0959	1013	1029	1043		1113	
Brockenhurst	d	0534		0610	0637			0702		0730			0802	0809	0830	0840			0850	0911	0933		0944		1000	1014	1030	1044		1114	
Beaulieu Road	d												0807		0835												1035		1114		
Ashurst (New Forest)	d				0645			0710		0738			0811		0839				0858		0942						1039		1114		
Totton	d	0545		0621	0650			0715		0743			0816		0844				0903		0947						1044		1114		
Southampton Central	a	0554		0628	0658	0702		0721	0725	0752	0756	0802	0822	0826	0854	0858	—	0914	0918	0926	0953		0958		1013	1028	1053	1058	1113	1128	
Southampton Central	d	0555		0630	0700	0715		0730		0800		0815	0830		0902	0900	0902	0915	0930		0955		1000		1015	1030	1055	1100	1115	1130	
Southampton Airport	a	0602		0637	0707	0722		0737		0807		0822	0837	—	0907	0907	0912	0922	0937		1002		1007		1022	1037	1102	1107	1122	1137	
Eastleigh	a	0607		0649t				0749t				0850t		0916t	0916	0939t	0950t				1006					1050t	1106		1137t	1150t	
Winchester	a	0617		0646	0717	0730		0747		0817		0830	0847		0917	0917	0927	0932	0947		1025		1017		1030	1047	1124	1124	1131	1147	
Basingstoke	a	0635		0704	0734	0746		0814r		0834		0846	0914r		0936			0948	1016r			1034		1047	1047	1115r	1134	1147	1216r		
Reading	a	0708b		0747b		0809						0907	0946e					1010	1055e					1106	1150e		1206	1249e			
Woking	a	0655		0733r	0805r	0833b		0842r		0853		0918b	0922		0955			1021	1015b					1115b	1150b		1206	1249e			
Clapham Junction	a	0716		0821m		0905g				0915		0938b	0942		1015			1036b	1057k				1111	1136b	1157k		1211	1236b	1257k		
London Waterloo	a	0727		0747	0819			0848		0926			0953		1024				1049				1120		1149		1220		1249		

Late night and weekend trains may be altered due to engineering works.
Please check at southwesternrailway.com before travelling.

★ Passengers travelling with cycles may not join or leave services at stations with train times shown in blue.

For guide to notes and symbols, see end of this timetable.

MONDAY TO FRIDAY
Weymouth, Poole and Bournemouth to Basingstoke, Woking and London Waterloo

Operator Notes	SW	SW	SW	XC	SW	SW	SW	SW	XC	SW	SW	SW	SW	XC	SW	SW	SW	SW	XC	SW	SW	SW	SW	XC	SW					
Weymouth	d		1020		1103			1120		1203			1220		1303			1320		1403			1420		1503					
Upwey	d		1024					1124					1224					1324					1424			1503				
Dorchester South	d		1033		1113			1133		1213			1233		1313			1333		1413			1433		1513					
Moreton	d		1039					1139					1239					1339					1439			1513				
Wool	d		1045					1145					1245					1345					1445			1513				
Wareham	d		1053		1128			1153		1228			1253		1328			1353		1428			1453		1528					
Holton Heath	d		1056					1156					1256					1356					1456			1528				
Hamworthy	a		1101		1135			1201		1235			1301		1335			1401		1435			1501		1535					
Poole	d		1100	1107	1140		1200	1207		1240		1300	1307		1340		1400	1407		1440		1500	1507		1540					
Parkstone	d		1104		1144		1204			1244		1304			1344		1404			1444		1504			1544					
Branksome	d		1108		1148		1208			1248		1308			1348		1408			1448		1508			1548					
Bournemouth	a		1113	1117	1154		1213	1217		1254		1313	1317		1354		1413	1417		1454		1513	1517		1554					
Bournemouth	d	1102	1122	1145	1159	1202	1222	1245	1259	1302	1322	1345	1359	1402	1422	1445	1459	1502	1522	1545	1559									
Pokesdown for Boscombe	d	1106	1126			1206	1226			1306	1326			1406	1426			1506	1526											
Christchurch	d	1110	1130			1210	1230			1310	1330			1410	1430			1510	1530											
Hinton Admiral	d	1115				1215				1315				1415				1515												
New Milton	d	1119	1137			1219	1237			1319	1337			1419	1437			1519	1537											
Sway	d	1124				1224				1324				1424				1524												
Brockenhurst	a	1129	1143		1213	1229	1243			1313	1329		1343		1413	1429		1443		1513	1529		1543		1613					
Brockenhurst	d	1130	1144		1214	1230	1244			1314	1330		1344		1414	1430		1444		1514	1530		1544		1614					
Beaulieu Road	d					1235								1435																
Ashurst (New Forest)	d	1139				1239				1339				1439						1539										
Totton	d	1144				1244				1344				1444						1544										
Southampton Central	a	1152	1158	1213	1228	1252	1258	1313	1328	1351	1400	1413	1428	1451	1458	1514	1528	1551	1558	1613	1628									
Southampton Central	d	1155	1200	1215	1230	1255	1300	1316	1330	1355	1402	1415	1430	1455	1500	1515	1530	1555	1600	1615	1630									
Southampton Airport	a	1202	1207	1222	1237	1302	1307	1323	1337	1402	1409	1422	1437	1502	1507	1522	1537	1603	1607	1622	1637									
Eastleigh	a	1206			1250t	1307			1350t	1406			1450t	1509			1550t	1608				1650t								
Winchester	a	1222	1217	1230	1248	1324	1317	1332	1347	1425	1418	1430	1447	1521	1517	1531	1547	1624	1617	1631	1647									
Basingstoke	a		1234	1246	1315r		1334	1348	1415r		1435	1446	1515r		1535	1547	1614r		1634	1647	1715r									
Reading	a			1306	1355e			1406	1449e			1506	1555e			1609	1651e		1706											
Woking	a			1315b	1320			1420				1515b	1520			1615b	1620		1720											
Clapham Junction	a		1311	1336b	1357k		1411	1436b	1457k		1511	1536b	1557k		1612	1636b	1659k		1712	1737b	1757k									
London Waterloo	a		1320		1349		1420		1449		1520		1549		1621		1649		1724		1751									

Late night and weekend trains may be altered due to engineering works.

Please check at southwesternrailway.com before travelling.

For guide to notes and symbols, see end of this timetable.

MONDAY TO FRIDAY
Weymouth, Poole and Bournemouth to Basingstoke, Woking and London Waterloo

Operator Notes	SW	SW	SW	SW	XC	SW	SW	SW	SW	SW	XC	SW	SW	SW	SW	SW	XC	SW	SW	SW	SW	SW	XC	SW	SW	SW	SW	SW
Weymouth	d			1520		1603			1620			1703			1720			1803			1820			1903		1920	1959	2007
Upwey	d			1524					1624						1724						1824					1924	1924	2011
Dorchester South	d			1533		1613			1633			1713			1733			1813			1833			1913		1937	2011	2021
Moreton	d			1539					1639						1739						1839					1943		2027
Wool	d			1545					1645						1745						1845					1949		2033
Wareham	d			1553		1628			1653			1728			1753			1828			1853			1928		1957	2028	2042
Holton Heath	d			1556					1656						1756						1856							
Hamworthy	a			1601		1635			1701			1735			1801			1835			1901			1935		2003	2035	2048
Poole	d		1600	1607		1640		1700	1707			1740		1800	1807			1840		1900	1907			1940	1950	2009	2040	2054
Parkstone	d		1604			1644		1704				1744		1804				1844		1904				1944	1954		2044	2058
Branksome	d		1608			1648		1708				1748		1808				1848		1908				1948	1957		2048	2101
Bournemouth	a		1613	1617		1654		1713	1717			1755		1813	1817			1854		1913	1917			1954	2002	2018	2054	2107
Bournemouth	d	1602	1622		1645	1659	1702	1722			1745	1759	1802	1822			1845	1859	1902	1922			1945	1959	2005	2022	2059	2112
Pokesdown for Boscombe	d	1606	1626				1706	1726				1806	1826					1906	1926					2009	2026		2116	
Christchurch	d	1610	1630				1710	1730				1810	1830					1910	1930					2013	2030		2120	
Hinton Admiral	d	1615					1715					1815						1915							2018		2125	
New Milton	d	1619	1637				1719	1737				1819	1837					1919	1937						2022	2037	2129	
Sway	d	1624					1724					1824						1924							2027		2134	
Brookhurst	a	1629	1643			1713	1729	1743				1813	1829	1843			1859	1913	1929	1943				2013	2032	2043	2113	2138
Brookhurst	d	1630	1644			1714	1730	1744				1814	1830	1844			1900	1914	1930	1944				2014	2033	2044	2114	2139
Beaulieu Road	d	1635										1835													2038			
Ashurst (New Forest)	d	1639					1739					1839						1939							2042		2147	
Totton	d	1644					1744					1844						1944							2047		2152	
Southampton Central	a	1651	1658		1713	1728	1750	1758			1813	1828	1853	1859			1913	1928	1952	1958			2013	2029	2053	2058	2128	2157
Southampton Central	d	1652	1700		1715	1730	1752	1800			1815	1830	1855	1900			1915	1930	1955	2000			2015	2030	2055	2100	2130	2200
Southampton Airport	a	1703	1707		1722	1737	1803	1807			1822	1837	1902	1907			1922	1937	2002	2007			2022	2037	2102	2107	2137	2207
Eastleigh	a	1707		1707	1735t	1750t	1807		1807		1850t	1906			1906		1950t	2006		2006			2050t	2106		2150t	2211	
Winchester	a		1717	1724	1730	1747			1817		1831	1847			1917	1924	1930	1947		2017			2031	2047	2121	2117	2147	2223
Basingstoke	a		1734	1741	1746	1809r			1834	1840	1847	1915r			1934	1941	1946	2015r		2034			2047	2123r		2134	2216r	2240
Reading	a				1807	1850e					1908	2000e					2009	2104e					2107	2157e		2240b	2250e	2325b
Woking	a					1820			1925			1925						2021		2054			2117b	2122		2153	2223	2259
Clapham Junction	a		1810		1836b	1858k			1911		1940b	2005k			2011			2053k		2117			2138b		2213	2311k	2322	
London Waterloo	a		1820			1849			1920			1951			2020			2049		2129				2151		2222	2249	2331

Late night and weekend trains may be altered due to engineering works.

Please check at southwesternrailway.com before travelling.

For guide to notes and symbols, see end of this timetable.

MONDAY TO FRIDAY

Weymouth, Poole and Bournemouth to Basingstoke, Woking and London Waterloo

Operator	Notes	SW	SW	SW																	
Weymouth	d	2100	2210	2310																	
Upwey	d	2104	2214	2314																	
Dorchester South	d	2112	2223	2322																	
Moreton	d	2118	2229	2328																	
Wool	d	2124	2235	2334																	
Wareham	d	2132	2242	2342																	
Holton Heath	d																				
Hamworthy	a	2138	2249	2348																	
Poole	d	2144	2254	2354																	
Parkstone	d	2148	2258																		
Branksome	d	2151	2302																		
Bournemouth	a	2157	2307	0003																	
Bournemouth	d	2212	2312																		
Pokesdown for Boscombe	d	2216	2316																		
Christchurch	d	2220	2320																		
Hinton Admiral	d	2225	2325																		
New Milton	d	2229	2329																		
Sway	d	2234	2334																		
Brockenhurst	a	2238	2338																		
Brockenhurst	d	2239	2339																		
Beaulieu Road	d																				
Ashurst (New Forest)	d	2247	2347																		
Totton	d	2252	2352																		
Southampton Central	a	2257	2358																		
Southampton Central	d	2300																			
Southampton Airport	a	2307																			
Eastleigh	a	2311																			
Winchester	a	2323																			
Basingstoke	a	2343																			
Reading	a	0031b																			
Woking	a	0018																			
Clapham Junction	a																				
London Waterloo	a																				

Late night and weekend trains may be altered due to engineering works.
Please check at southwesternrailway.com before travelling.

For guide to notes and symbols, see end of this timetable.

SATURDAY

Weymouth, Poole and Bournemouth to Basingstoke, Woking and London Waterloo

Operator Notes	SW	XC	SW	SW	SW	XC	SW	SW	SW	SW	XC	SW	SW	SW	SW	XC	SW	SW	SW	SW	XC	SW	SW	SW	XC	SW	SW	
Weymouth	d		0537		0612		0652		0720		0803		0820		0903		0920		1003		1020		1103					
Upwey	d				0616		0656		0724				0824				0924				1024							
Dorchester South	d		0547		0624		0707		0732		0813		0833		0913		0933		1013		1033		1113					
Moreton	d				0631		0714		0739				0839				0939				1039							
Wool	d		0557		0637		0720		0745				0845				0945				1045							
Wareham	d		0605		0644		0727		0753		0828		0853		0928		0953		1028		1053		1128					
Holton Heath	d		0608		0648		0731		0756				0856				0956				1056							
Hamworthy	a		0613		0653		0736		0801		0835		0901		0935		1001		1035		1101		1135					
Poole	d	0526	0621	0647	0701		0741		0800	0807		0840		0900	0907		0940		1000	1007		1040		1100	1107		1140	
Parkstone	d	0530	0625	0651	0705		0745		0804		0844		0904		0944		1004		1044		1104		1144					
Branksome	d	0534	0628	0654	0708		0749		0808		0848		0908		0948		1008		1048		1108		1148					
Bournemouth	a	0539	0634	0659	0714		0754		0813	0817		0854		0913	0917		0954		1013	1017		1054		1113	1117		1154	
Bournemouth	d	0541	0633	0639	0702	0719	0745	0759	0802	0822	0846	0859	0902	0922	0945	0959	1002	1022	1045	1059	1102	1122	1145	1159	1202			
Pokesdown for Boscombe	d	0545		0643	0706	0723		0806		0826		0906		0926		1006		1026		1106		1126		1206				
Christchurch	d	0549		0647	0710	0727		0810		0830		0910		0930		1010		1030		1110		1130		1210				
Hinton Admiral	d	0554		0652	0715		0815		0895		0915		0995		1015		1095		1115		1195		1215					
New Milton	d	0558		0657	0719	0734		0819	0837		0919	0937		1019	1037		1119		1137		1219							
Sway	d	0603		0702	0724		0824		0924		1024		1124		1224													
Brookhurst	a	0608		0706	0729	0740		0813	0829	0843		0913	0929	0943	0959	1013	1029	1043	1113	1129	1143		1213	1229				
Brookhurst	d	0609		0707	0730	0741		0814	0830	0844		0914	0930	0944	1000	1014	1030	1044	1114	1130	1144		1214	1230				
Beaulieu Road	d							0835				0935				1035				1139				1235				
Ashurst (New Forest)	d	0616		0715	0737		0839		0939				1039				1139			1239								
Totton	d	0621		0720	0742		0844		0944				1044				1144			1244								
Southampton Central	a	0629	0704	0728	0752	0758	0813	0828	0852	0858	0914	0928	0952	0958	1013	1028	1052	1058	1113	1128	1152	1158	1213	1228	1252			
Southampton Central	d	0630	0715	0730	0755	0800	0815	0830	0855	0900	0916	0930	0955	1000	1015	1030	1055	1100	1116	1130	1155	1200	1215	1230	1255			
Southampton Airport	a	0637	0722	0737	0802	0807	0822	0837	0902	0907	0923	0937	1002	1007	1022	1037	1102	1107	1123	1137	1202	1207	1222	1237	1302			
Eastleigh	a	0650t		0749t	0806		0849t	0906		0950t	1006		1050t	1106		1150t	1206		1250t	1306								
Winchester	a	0647	0732	0747	0822	0817	0830	0847	0924	0917	0931	0947	1024	1017	1030	1047	1124	1117	1131	1147	1224	1217	1230	1247	1324			
Basingstoke	a	0704	0748	0815r	0822	0834	0846	0914r	0935	0947	1015r	1034	1046	1115r	1134	1147	1215r	1234	1246	1315r								
Reading	a	0757b	0807	0851e	0907	0948e	1007	1050e	1106	1156e	1207	1251e	1306	1351e														
Woking	a	0723	0820	0915b	0920	1015b	1115b	1220	1315b																			
Clapham Junction	a	0743	0837b	0857k	0911	0936b	0956k	1011	1036b	1057k	1111	1139b	1157k	1211	1236b	1257k	1311	1336b	1357k									
London Waterloo	a	0752	0849	0920	0949	1020	1120	1150	1224	1253	1320	1349																

Late night and weekend trains may be altered due to engineering works.

Please check at southwesternrailway.com before travelling.

For guide to notes and symbols, see end of this timetable.

SATURDAY

Weymouth, Poole and Bournemouth to Basingstoke, Woking and London Waterloo

Operator Notes	SW	SW	XC	SW	SW	SW	SW	XC	SW	SW	SW	SW	XC	SW	SW	SW	SW	XC	SW	SW	SW	SW	XC	SW	SW	SW	SW	XC
Weymouth	d	1120		1203			1220		1303			1320		1403			1420		1503			1520			1603			1620
Upwey	d	1124					1224					1324					1424					1524					1624	
Dorchester South	d	1133		1213			1233		1313			1333		1413			1433		1513			1533			1613			1633
Moreton	d	1139					1239					1339					1439					1539					1639	
Wool	d	1145					1245					1345					1445					1545					1645	
Wareham	d	1153		1228			1253		1328			1353		1428			1453		1528			1553			1628			1653
Holton Heath	d	1156					1256					1356					1456					1556					1656	
Hamworthy	a	1201		1235			1301		1335			1401		1435			1501		1535			1601			1635			1701
Poole	d	1200	1207		1240		1300	1307	1340		1400	1407		1440		1500	1507		1540		1600	1607			1640		1700	1707
Parkstone	d	1204		1244		1304		1344		1404		1444		1504		1544		1604		1644		1704			1744			1804
Branksome	d	1208		1248		1308		1348		1408		1448		1508		1548		1608		1648		1708			1748			1808
Bournemouth	a	1213	1217		1254		1313	1317	1354		1413	1417		1454		1513	1517		1554		1613	1617			1654		1713	1717
Bournemouth	d	1222		1245	1259	1302	1322	1345	1359	1402	1422	1445	1459	1502	1522	1545	1559	1602	1622	1645	1659	1702	1722	1745				1745
Pokesdown for Boscombe	d	1226				1306	1326			1406	1426			1506			1526		1606			1626			1706			1726
Christchurch	d	1230				1310	1330			1410	1430			1510			1530		1610			1630			1710			1730
Hinton Admiral	d					1315				1415				1515			1515		1615			1615			1715			1715
New Milton	d	1237				1319	1337			1419	1437			1519		1537		1619		1637		1637			1719			1737
Sway	d					1324				1424				1524			1524		1624			1624			1724			1724
Brockenhurst	a	1243		1313	1329	1343		1413	1429	1443		1513	1529	1543		1613	1629	1643		1713	1729	1743						1743
Brockenhurst	d	1244		1314	1330	1344		1414	1430	1444		1514	1530	1544		1614	1630	1644		1714	1730	1744						1744
Beaulieu Road	d								1435								1635											
Ashurst (New Forest)	d					1339			1439				1539				1639								1739			1739
Totton	d					1344			1444				1544				1644								1744			1744
Southampton Central	a	1258	1313	1328	1352	1358	1413	1428	1453	1458	1514	1528	1552	1558	1613	1628	1652	1658	1713	1728	1752	1758	1813					1813
Southampton Central	d	1300	1315	1330	1355	1400	1415	1430	1455	1500	1515	1530	1555	1600	1615	1630	1655	1700	1715	1730	1755	1800	1815					1815
Southampton Airport	a	1307	1322	1337	1402	1407	1422	1437	1502	1507	1523	1537	1602	1607	1622	1637	1702	1707	1722	1737	1802	1807	1822					1822
Eastleigh	a			1350t	1406		1437t	1450t	1506			1550t	1607			1650t	1706					1750t	1806					1806
Winchester	a	1317	1331	1347	1424	1417	1430	1447	1524	1517	1532	1547	1625	1617	1630	1647	1724	1717	1731	1747	1824	1817	1830					1830
Basingstoke	a	1334	1347	1415r	1434	1446	1516r	1534	1548	1615r	1634	1646	1715r	1734	1747	1815r	1834	1846										1846
Reading	a		1408	1450e		1505	1551e			1606	1650e			1706	1750e							1807	1850e					1906
Woking	a		1415b	1420		1515b	1520			1615b	1620			1715b	1720							1815b	1820					1915b
Clapham Junction	a	1411	1436b	1457k		1511	1536b	1557k		1612	1637b	1657k		1711	1737b	1757k		1811	1836b	1857k		1911	1936b					1936b
London Waterloo	a	1420		1449		1520		1549		1621		1649		1720		1749		1820		1849		1920						1920

Late night and weekend trains may be altered due to engineering works.
Please check at southwesternrailway.com before travelling.

For guide to notes and symbols, see end of this timetable.

SATURDAY

Weymouth, Poole and Bournemouth to Basingstoke, Woking and London Waterloo

Operator Notes	SW	SW	SW	SW	XC	SW	SW	SW	SW	XC	SW	SW	SW	SW	SW	SW	SW	SW	SW	SW	SW										
Weymouth	d 1703			1720		1803			1820		1903			1920		2010	2058		2210	2310											
Upwey	d			1724					1824					1924		2014	2102		2214	2314											
Dorchester South	d 1713			1733		1813			1833		1913			1933		2022	2110		2222	2322											
Moreton	d			1739					1839					1939		2028	2116		2228	2328											
Wool	d			1745					1845					1945		2034	2122		2234	2334											
Wareham	d 1728			1753		1828			1853		1928			1953		2042	2130		2242	2342											
Holton Heath	d			1756					1856					1956																	
Hamworthy	a 1735			1801		1835			1901		1935			2001		2048	2136		2248	2348											
Poole	d 1740		1800	1807		1840		1900	1907		1940		2000	2007	2040	2054	2142	2154	2254	2354											
Parkstone	d 1744		1804		1844		1904		1944		2004		2004	2058	2146	2158	2258														
Branksome	d 1748		1808		1848		1908		1948		2008		2008	2048	2101	2149	2201	2301													
Bournemouth	a 1754		1813	1817		1854		1913	1917		1954		2013	2017	2054	2107	2155	2207	2307	0003											
Bournemouth	d 1759	1802	1822	1845	1859	1902	1922	1945	1959	2002	2022	2059	2112	2159	2212	2312															
Pokesdown for Boscombe	d	1806	1826			1906	1926			2006	2026		2116		2216	2316															
Christchurch	d	1810	1830			1910	1930			2010	2030		2120		2220	2320															
Hinton Admiral	d	1815				1915				2015			2125		2225	2325															
New Milton	d	1819	1837			1919	1937			2019	2037		2129		2229	2329															
Sway	d	1824				1924				2024			2134		2234	2334															
Brookhurst	a 1813	1829	1843		1913	1929	1943	1959	2013	2029	2043	2113	2138	2213	2238	2338															
Brookhurst	d 1814	1830	1844		1914	1930	1944	2000	2014	2030	2044	2114	2140	2214	2239	2339															
Beaulieu Road	d	1835				1939				2035			2147		2247	2347															
Ashurst (New Forest)	d	1839				1944				2044			2152		2252	2352															
Totton	d	1844				1944				2044			2152		2252	2352															
Southampton Central	a 1828	1852	1858	1913	1928	1952	1958	2013	2028	2053	2058	2128	2158	2228	2257	2357															
Southampton Central	d 1830	1855	1900	1916	1930	1955	2000	2015	2030	2055	2100	2130	2200	2230	2300	2359															
Southampton Airport	a 1837	1902	1907	1923	1937	2002	2007	2022	2037	2102	2107	2137	2207	2237	2307	0009															
Eastleigh	a 1850t	1906			1950t	2006			2050t	2106		2150t	2211	2242	2311	0014															
Winchester	a 1847	1924	1917	1931	1947	2024	2017	2030	2047	2124	2117	2147	2222	2255	2324	0028v															
Basingstoke	a 1915r		1934	1947	2015r	2034	2046	2118r	2134	2215r	2239	2312	2343																		
Reading	a 1951e			2011	2050e			2106	2150e	2219b	2250e	2324b	2355b																		
Woking	a 1920				2020				2120		2154	2219	2259	2332	0018																
Clapham Junction	a 1957k		2011		2053k		2111		2153k		2214	2247k	2322	0002	0053																
London Waterloo	a 1949		2020		2051		2120		2149		2223	2249	2331	0012	0104																

Late night and weekend trains may be altered due to engineering works. Please check at southwesternrailway.com before travelling.

For guide to notes and symbols, see end of this timetable.

SUNDAY

Weymouth, Poole and Bournemouth to Basingstoke, Woking and London Waterloo

Operator Notes	SW	SW	SW	SW	XC	SW	SW	XC	SW	SW	XC	SW	SW	XC	SW	SW	XC	SW	SW	XC	SW	SW	XC	SW	SW				
Weymouth	d			0743		0843			0948			1048			1148			1248			1348			1448		1548			
Upwey	d			0747		0847			0952			1052			1152			1252			1352			1452		1552			
Dorchester South	d			0755		0855			1000			1100			1200			1300			1400			1500		1600			
Moreton	d			0802		0902			1007			1107			1207			1307			1407			1507		1607			
Wool	d			0808		0908			1013			1113			1213			1313			1413			1513		1613			
Wareham	d			0815		0915			1020			1120			1220			1320			1420			1520		1620			
Holton Heath	d																												
Hamworthy	a			0822		0922			1027			1127			1227			1327			1427			1527		1627			
Poole	d	0718	0747	0829	0852	0931	0955		1032	1055		1132	1155		1232	1255		1332	1355		1432	1455		1532	1555	1632	1655		
Parkstone	d	0722	0751	0833		0935			1037			1136			1236			1337			1437			1537		1637			
Branksome	d	0725	0754	0837		0939			1041			1140			1240			1341			1441			1541		1641			
Bournemouth	a	0730	0759	0843	0901	0945	1004		1047	1104		1146	1204		1246	1304		1347	1404		1447	1504		1547	1604	1647	1704		
Bournemouth	d	0734	0803	0848	0903	0940	0950	1006	1041	1050	1106	1140	1150	1206	1240	1250	1306	1340	1350	1406	1440	1450	1506	1540	1550	1606	1640	1650	1706
Pokesdown for Boscombe	d	0738	0807		0907			1010			1110			1210			1310			1410			1510			1610	1710		
Christchurch	d	0742	0811		0911			1014			1114			1214			1314			1414			1514			1614	1714		
Hinton Admiral	d	0747	0816		0916			1019			1119			1219			1319			1419			1519			1619	1719		
New Milton	d	0751	0820	0859	0920		1001	1023		1101	1123		1201	1223		1301	1323		1401	1423		1501	1523		1601	1623	1701	1723	
Sway	d	0756	0825		0925			1028			1128			1228			1328			1428			1528			1628	1728		
Brookhurst	a	0800	0829	0905	0929	0954	1007	1032		1108	1132		1208	1232		1308	1332		1408	1432		1508	1532		1608	1632	1708	1732	
Brookhurst	d	0801	0830	0906	0930	0955	1008	1033		1109	1133		1209	1233		1309	1333		1409	1433		1509	1533		1609	1633	1709	1733	
Beaulieu Road	d		0836		0936			1039			1139			1239			1339			1439			1539			1639	1739		
Ashurst (New Forest)	d	0811	0840		0940			1043			1143			1243			1343			1443			1543			1643	1743		
Totton	d	0816	0845		0945			1048			1148			1248			1348			1448			1548			1648	1748		
Southampton Central	a	0824	0853	0923	0953	1008	1023	1053	1109	1123	1153	1208	1223	1253	1308	1323	1353	1408	1423	1453	1509	1523	1554	1609	1623	1653	1708	1723	1753
Southampton Central	d	0826	0855	0925	0955	1015	1025	1055	1111	1125	1155	1215	1225	1255	1315	1325	1355	1415	1425	1455	1515	1525	1555	1615	1625	1655	1715	1725	1755
Southampton Airport	a	0833	0902	0932	1002	1022	1032	1102	1118	1132	1202	1222	1232	1302	1322	1332	1402	1422	1432	1502	1522	1532	1602	1622	1632	1702	1722	1732	1802
Eastleigh	a		0907		1007			1107			1207			1307			1407			1506			1607			1706	1806		
Winchester	a	0842	0922	0941	1022	1030	1041	1122	1127	1141	1222	1230	1241	1322	1330	1341	1423	1430	1441	1516	1530	1541	1616	1630	1641	1716	1730	1741	1816
Basingstoke	a	0901	0942	0958	1042	1046	1058	1142	1145	1158	1242	1246	1258	1342	1346	1358	1443	1446	1458	1533	1547	1558	1633	1646	1658	1733	1747	1758	1833
Reading	a	0932b	1006b	1032b		1106	1133b		1204	1232b		1305	1332b		1406	1432b		1505	1532b		1606	1632b		1707	1732b		1806	1832b	
Woking	a	0928	1002	1019	1102		1118	1203		1218	1302		1318	1402		1418	1502		1518	1553		1618	1653		1718	1753	1818	1853	
Clapham Junction	a	0959	1029	1041	1129		1141	1227		1239	1327		1339	1427		1439	1527		1539	1614		1639	1714		1739	1814	1839	1915	
London Waterloo	a	1011	1043	1053	1141		1154	1237		1249	1337		1349	1437		1449	1537		1549	1624		1649	1724		1749	1825	1849	1925	

Late night and weekend trains may be altered due to engineering works.

Please check at southwesternrailway.com before travelling.

For guide to notes and symbols, see end of this timetable.

MONDAY TO FRIDAY

London Waterloo, Woking and Basingstoke to Bournemouth, Poole and Weymouth

Operator Notes	SW	SW	SW	SW	SW	SW A	XC	SW	SW	SW	XC	SW	SW	SW	XC	SW	SW	SW	XC	SW	SW	SW	XC	SW	SW		
London Waterloo	d			0530				0630		0703	0710b	0735		0805	0820b	0835		0905	0920b	0935		1005	1020b	1035			
Clapham Junction	d			0537u				0637u		0710u	0717b	0723k		0812u	0828b	0828k		0912u	0927b	0927k		1012u	1027b	1027k			
Woking	d			0601				0657		0730	0736b	0800		0817b	0846b	0900		0916b	0946b	1000			1046b	1100			
Reading	d			0540b				0640b		0657b	0752			0800b	0853			0859b	0952			1007b	1052				
Basingstoke	d			0621				0718		0750	0811	0819		0849	0911			0949	1011			1049	1111				
Winchester	d			0638				0735		0807	0827	0836	0841	0906	0927	0934		1005	1027	1033		1105	1127	1133			
Eastleigh	d			0649			0721z	0746			0821t	0846	0851		0921t			1004t		1021t		1100t	1121t				
Southampton Airport	d			0653			0726z	0750		0818	0835	0850	0855	0914	0936	0942		1014	1035	1042		1114	1136	1142			
Southampton Central	a			0700				0757		0825	0842	0857	0902	0923	0943	0950		1023	1042	1049		1122	1143	1149			
Southampton Central	d			0620	0702	0730	0756	0759		0827	0845	0859	0906	0925	0945	0951	0956	1025	1045	1051	1058	1124	1145	1151	1156		
Totton	d			0626	0707	0738		0804		0833			0911				1001				1104				1201		
Ashurst (New Forest)	d			0630		0742		0809					0916				1006				1108				1206		
Beaulieu Road	d					0747		0813									1010								1210		
Brockenhurst	a			0638	0718	0753	0809	0819		0843		0912	0924	0939	0958	1004	1016	1038		1105	1116	1137		1204	1216		
Brockenhurst	d			0610	0639	0718		0757	0810	0820		0844		0913	0925	0939	0959	1005	1017	1039		1105	1117	1138	1205	1217	
Sway	d			0615	0644	0723		0825		0849		0849		0929					1022			1122				1222	
New Milton	d			0620	0649	0728	0804	0830		0854		0934	0946				1027	1046				1127	1145			1227	
Hinton Admiral	d			0624	0653	0732		0834		0858		0938					1031					1131				1231	
Christchurch	d			0629	0658	0737	0811	0839		0903		0943		0953		1036	1053					1136	1152			1236	
Pokesdown for Boscombe	d			0632	0701	0740		0842		0906		0947		0957		1039	1057					1139	1156			1239	
Bournemouth	a			0636	0705	0744		0817	0825	0846		0910	0913	0928	0953	1001	1013	1020	1044	1101	1113	1120	1144	1200	1213	1220	1244
Bournemouth	d	0606	0639	0707	0746	0804	0818	0848	0904	0912		0932		1004	1008		1024		1104	1108		1124		1204	1208	1224	
Branksome	d	0611	0644	0712	0751	0809	0823	0853	0909	0917		0937			1013		1029			1113		1129		1213		1229	
Parkstone	d	0614	0647	0715	0754	0812	0826	0856	0912	0920		0940			1016		1032			1116		1132		1216		1232	
Poole	d	0620	0652	0720	0758	0817	0830a	0900	0917	0923a		0944		1014	1020a		1037		1114	1120a		1137		1214	1220a	1237	
Hamworthy	d	0625	0657	0725	0803	0822		0905	0922		0949		1019			1042		1119			1142		1219			1242	
Holton Heath	d	0629	0701	0729	0807	0826			0926				1023				1123					1223					
Wareham	d	0634	0707	0735	0812	0831		0912	0931			0956		1028		1049		1128			1149		1228			1249	
Wool	d	0641	0714	0742	0819	0837		0919	0937			1002		1035				1135				1235					
Moreton	d	0647	0720	0748	0825	0843		0925	0943					1041				1141				1241					
Dorchester South	d	0656	0729	0757	0833	0851		0933	0951		1013		1054		1105		1149			1205		1249				1305	
Upwey	d	0703	0736	0804	0839	0858		0939	0958				1102					1155				1255					
Weymouth	a	0709	0742	0810	0844	0902		0944	1002			1023		1106		1116		1202			1215		1302			1315	

Late night and weekend trains may be altered due to engineering works.

Please check at southwesternrailway.com before travelling.

For guide to notes and symbols, see end of this timetable.

MONDAY TO FRIDAY
London Waterloo, Woking and Basingstoke to Bournemouth, Poole and Weymouth

Operator Notes	SW	XC	SW	SW	SW	XC	SW	SW	SW	XC	SW	SW	SW	XC	SW	SW	SW	XC	SW	SW	B	SW		
London Waterloo	d 1105	1120b	1135		1205	1220b	1235		1305	1320b	1335		1405	1420b	1435		1505	1520b	1535		1605			
Clapham Junction	d 1112u	1127b	1127k		1212u	1227b	1227k		1312u	1327b	1327k		1412u	1427b	1427k		1512u	1527b	1527k		1612u			
Woking	d	1146b	1200			1246b	1300			1346b	1401			1446b	1500			1546b	1600					
Reading	d 1107b	1151			1207b	1251			1307b	1352			1407b	1450			1505b	1552				1607b		
Basingstoke	d 1149	1211			1248	1311			1349	1411			1449	1511			1549	1613				1648		
Winchester	d 1205	1227	1233		1305	1327	1333		1405	1427	1433		1505	1527	1532		1605	1628	1633	1639		1706		
Eastleigh	d 1200t	1221t			1304t	1321t			1400t	1421t			1500t	1521t			1600t	1621t			1650			
Southampton Airport	d 1214	1240	1243		1314	1336	1343		1414	1435	1442		1514	1536	1541		1614	1637	1642		1654	1715		
Southampton Central	a 1221	1247	1251		1322	1343	1350		1421	1442	1449		1522	1543	1549		1622	1645	1649		1705	1722		
Southampton Central	d 1224	1248	1252	1256	1324	1345	1352	1356	1424	1445	1451	1456	1524	1545	1551	1556	1626	1628	1647	1653	1656	1713	1725	1728
Totton	d			1301				1401				1501				1601		1634			1702		1734	
Ashurst (New Forest)	d			1306				1406				1506				1606		1639			1707		1738	
Beaulieu Road	d							1410				1510				1610		1647			1711		1746	
Brockenhurst	a 1237		1308	1316	1337		1405	1416	1437		1504	1515	1537		1604	1616	1639	1647		1710	1717	1731	1739	1746
Brockenhurst	d 1238		1308	1317	1338		1406	1417	1438		1505	1517	1538		1605	1626	1640	1647		1711	1718	1731	1740	1747
Sway	d			1322				1422				1522				1631		1652			1722		1751	
New Milton	d 1245			1327	1345			1427	1445			1527	1545			1636		1657			1727	1738	1756	
Hinton Admiral	d			1331				1431				1531				1640		1701			1731		1800	
Christchurch	d 1252			1336	1353			1436	1452			1536	1552			1645		1706			1736	1745	1805	
Pokesdown for Boscombe	d 1256			1339	1356			1439	1456			1539	1556			1648		1709			1740		1809	
Bournemouth	a 1300	1317	1323	1344	1400	1413	1421	1444	1500	1513	1520	1544	1600	1613	1620	1653	1701	1713	1722	1726	1744	1752	1755	1813
Bournemouth	d 1304	1308		1326	1404	1408		1425	1504	1508		1524	1604	1608		1624		1702	1715		1728	1745	1757	1814
Branksome	d	1313		1331		1413		1430		1513		1529		1613		1629		1708			1733	1750	1802	1819
Parkstone	d	1316		1334		1416		1433		1516		1532		1616		1632		1711			1736	1753	1805	1822
Poole	d 1314	1320a		1339	1415	1420a		1437	1514	1520a		1537	1614	1620a		1637	1717	1725a		1740	1757a	1810	1826a	
Hamworthy	d 1319			1344	1420			1442	1519			1542	1619			1642		1722			1745		1815	
Holton Heath	d 1323				1424				1523				1623					1726					1819	
Wareham	d 1328		1351		1428		1449		1528		1549		1628		1649			1730			1752		1824	
Wool	d 1335				1435				1535				1635		1655			1737			1758		1830	
Moreton	d 1341				1441				1541				1641					1743					1841	
Dorchester South	d 1349		1407		1449		1505		1549		1605		1649		1706			1751			1809		1849	
Upwey	d 1355				1455				1555				1655					1757					1855	
Weymouth	a 1402		1417		1502		1515		1602		1616		1702		1715			1802			1818		1902	

Late night and weekend trains may be altered due to engineering works.
Please check at southwesternrailway.com before travelling.

For guide to notes and symbols, see end of this timetable.

MONDAY TO FRIDAY
London Waterloo, Woking and Basingstoke to Bournemouth, Poole and Weymouth

Operator Notes	XC	SW	SW ★	XC ★	SW	SW ★	XC ★	SW	SW ★	XC ★	SW	SW	SW	XC	SW	SW	SW	XC	SW	SW	SW	SW							
London Waterloo	d	1620b	1635	1705	1723b	1735	1805	1823b	1835	1905	1920b	1935		2005	2020b	2035		2105	2120b	2135		2205	2235						
Clapham Junction	d	1627b	1627k	1657b	1702h			1814r		1912u	1927b	1927k		2012u	2027b	2027k		2112u	2127b	2127k		2212u	2227k						
Woking	d	1646b	1659u		1734b			1745r		1834b				1845b	1946b	2000		2046b	2100		2146b	2200	2300						
Reading	d	1652			1752			1757b		1852				1905b	1950			1957b	2049		2052b	2152	2205b	2249z					
Basingstoke	d	1711	1719	1746	1811	1817		1846		1911	1917			1948	2011			2049	2112		2149	2211	2250	2311z					
Winchester	d	1727	1735	1803	1827	1833		1903		1927	1934			2005	2027	2032		2105	2127	2133	2205	2227	2234	2306	2333				
Eastleigh	d	1721t		1801t	1821t			1855t		1921t				2000t	2021t			2103t	2121t		2209t	2222t		2324t					
Southampton Airport	d	1736	1744	1812	1835	1842		1911		1939	1943			2014	2035	2041		2114	2137	2142	2217	2235	2243	2315	2342				
Southampton Central	a	1743	1751	1819	1842	1849		1918		1946	1950			2021	2042	2048		2122	2145	2150	2225	2244	2250	2322	2350				
Southampton Central	d	1745	1755	1758	1822	1825	1845	1853	1856	1922	1925	1950	1954	1956	2025	2028	2045	2051	2056	2125	2146	2151	2156	2224	2324	2353			
Totton	d			1804	1831			1901		1930				2002		2033			2101	2130		2201	2232		2329				
Ashurst (New Forest)	d			1808	1835			1906		1935				2007		2038			2106			2206	2237		2334				
Beaulieu Road	d			1813																	2210								
Brockenhurst	a		1809	1819		1843	1858		1914		1943		2015	2040	2046		2104	2116	2141		2205	2216	2245		2305	2342	0006		
Brockenhurst	d		1810	1819		1844	1859		1915		1944		2015	2041	2046		2105	2117	2142		2205	2217	2247		2306	2316	2343	0007	
Sway	d			1824	1848			1919		1948			2020	2051	2056			2122	2146		2222	2251			2321	2347			
New Milton	d			1829	1853			1924		1953			2025	2056	2056			2127	2151		2227	2256			2326	2352			
Hinton Admiral	d			1833	1857			1928		1957			2029	2100	2100			2131	2155		2231	2300			2330	2356			
Christchurch	d			1838	1902			1933		2002			2034	2105	2105			2136	2200		2236	2305			2335	0001			
Pokesdown for Boscombe	d			1841	1906			1937		2006			2037	2108	2108			2139	2204		2239	2309			2338	0005			
Bournemouth	a	1817	1824	1845	1849	1910	1913	1921	1941	1949	2010	2016	2021	2041	2057	2112	2115	2120	2144	2208	2215	2220	2244	2313	2316	2320	2342	0010	0022
Bournemouth	d		1826		1851	1911		1923	1942	1950	2011		2022	2043	2101	2114		2124			2224					2324	2344	0024	
Branksome	d		1831		1856	1916		1928	1947	1955	2016		2030	2048	2106	2119		2129			2229					2329	2349	0029	
Parkstone	d		1834		1859	1919		1931	1950	1958	2019		2033	2051	2109	2122		2132			2232					2332	2352	0032	
Poole	d		1838		1903	1924a		1935	1955a	2003	2024a		2038	2056a	2113	2125a		2137			2237					2337	2355a	0036a	
Hamworthy	d		1843		1908			1940		2008			2043		2118			2142			2242					2342			
Holton Heath	d				1912					2012																			
Wareham	d		1850		1917			1947		2017			2049		2126			2149			2249					2349			
Wool	d		1856		1923			1954		2023			2056		2133			2155			2255					2355			
Moreton	d				1929					2029					2139			2201			2301					0002			
Dorchester South	d		1907		1937			2005		2037			2107		2147			2209			2309					0010			
Upwey	d				1944					2044					2153			2216			2316					0016			
Weymouth	a		1918		1950			2015		2050			2117		2159			2220			2320					0022			

Late night and weekend trains may be altered due to engineering works.

Please check at southwesternrailway.com before travelling.

★ Passengers travelling with cycles may not join or leave services at stations with train times shown in blue.

For guide to notes and symbols, see end of this timetable.

MONDAY TO FRIDAY

London Waterloo, Woking and Basingstoke to Bournemouth, Poole and Weymouth

Operator	Notes	SW																		
London Waterloo	d	2335																		
Clapham Junction	d	2344u																		
Woking	d	0004																		
Reading	d	2334b																		
Basingstoke	d	0035																		
Winchester	d	0051																		
Eastleigh	d	0100																		
Southampton Airport	d	0105																		
Southampton Central	a	0112																		
Southampton Central	d	0113																		
Totton	d	0118s																		
Ashurst (New Forest)	d																			
Beaulieu Road	d																			
Brockenhurst	a	0129s																		
Brockenhurst	d																			
Sway	d																			
New Milton	d	0137s																		
Hinton Admiral	d																			
Christchurch	d	0144s																		
Pokesdown for Boscombe	d	0148s																		
Bournemouth	a	0152																		
Bournemouth	d																			
Branksome	d																			
Parkstone	d																			
Poole	d																			
Hamworthy	d																			
Holton Heath	d																			
Wareham	d																			
Wool	d																			
Moreton	d																			
Dorchester South	d																			
Upwey	d																			
Weymouth	a																			

Late night and weekend trains may be altered due to engineering works. Please check at southwesternrailway.com before travelling.

For guide to notes and symbols, see end of this timetable.

SATURDAY

London Waterloo, Woking and Basingstoke to Bournemouth, Poole and Weymouth

Operator	Notes	SW	SW	SW	SW	SW	SW	XC	SW	SW	SW	XC	SW	SW	SW	XC	SW	SW	SW	XC	SW	SW	XC				
London Waterloo	d				0530		0630	0710b	0735			0805	0820b	0835		0905	0920b	0935		1005	1020b	1035		1105	1120b		
Clapham Junction	d				0537u		0637u	0717b	0720k			0812u	0827b	0827k		0912u	0927b	0927k		1012u	1028b	1028k		1112u	1127b		
Woking	d				0603		0657	0736b	0800			0816b	0846b	0900		0916b	0946b	1000		1016b	1046b	1100		1116b	1146b		
Reading	d				0543b		0637b	0754				0807b	0852			0909b	0952			1007b	1052			1105b	1152		
Basingstoke	d			0510z	0624		0718	0814	0821			0849	0911			0949	1012			1048	1111			1148	1212		
Winchester	d			0526z	0643		0734	0831	0838			0905	0927	0933		1005	1027	1033		1105	1127	1133		1205	1228		
Eastleigh	d			0536z	0652		0743	0821t	0847			0901t	0921t			1000t	1021t			1100t	1121t			1200t	1221t		
Southampton Airport	d			0540z	0656		0748	0840	0851			0914	0936	0942		1014	1036	1042		1114	1136	1142		1214	1236		
Southampton Central	a				0703		0756	0847	0858			0922	0943	0949		1022	1043	1050		1122	1143	1150		1222	1243		
Southampton Central	d			0620	0705	0721	0800	0817	0848	0900	0903		0924	0945	0951	0956	1024	1044	1051	1056	1124	1145	1151	1156	1224	1245	
Totton	d			0625	0710	0726	0805	0822			0908					1001				1101				1201			
Ashurst (New Forest)	d			0630		0731		0827			0913					1006				1106				1206			
Beaulieu Road	d							0831								1010								1210			
Brockenhurst	a			0638	0721	0739	0816	0837			0913	0921	0937	0958	1004	1016	1037		1105	1116	1137		1205	1216	1237		
Brockenhurst	d			0610	0639	0722	0740	0817	0838		0914	0922	0938	0959	1005	1017	1038		1106	1117	1138		1206	1217	1238		
Sway	d			0615	0643	0726	0744	0821	0842			0926				1022				1122				1222			
New Milton	d			0620	0648	0731	0749	0826	0847			0931	0945			1027	1045			1127	1145			1227	1245		
Hinton Admiral	d			0624	0652	0735	0753	0830	0851			0935				1031				1131				1231			
Christchurch	d			0629	0657	0740	0758	0835	0856			0940	0952			1036	1052			1136	1152			1236	1252		
Pokesdown for Boscombe	d			0632	0701	0744	0802	0839	0900			0944	0956			1039	1056			1139	1156			1239	1256		
Bournemouth	a			0636	0706	0748	0806	0843	0905	0917	0928	0952	1000	1013	1020	1044	1100	1113	1120	1144	1200	1213	1220	1244	1300	1313	
Bournemouth	d	0606	0639	0707	0749	0811	0844	0909			0933		1004	1008		1024		1104	1108		1124		1204	1208	1224	1304	1308
Branksome	d	0611	0644	0712	0754	0816	0849	0914			0938			1013		1029			1113		1129		1213		1229	1313	
Parkstone	d	0614	0647	0715	0757	0819	0852	0917			0941			1016		1032			1116		1132		1216		1232	1316	
Poole	d	0619	0652	0720	0802	0824	0857	0922			0946		1014	1020a		1037		1114	1120a		1137	1214	1220a	1237	1314	1320a	
Hamworthy	d	0624	0657	0725	0807	0829	0902	0927			0951		1019			1042		1119		1142	1219		1242	1319			
Holton Heath	d	0628	0701	0729		0833		0931				1023				1123				1223				1323			
Wareham	d	0634	0707	0735	0813	0838	0909	0935			0958		1028		1049		1128		1149		1228		1249	1328			
Wool	d	0641	0714	0742	0820	0844	0915	0942				1035				1135				1235				1335			
Moreton	d	0647	0720	0748	0826	0850	0921	0948				1041				1141				1241				1341			
Dorchester South	d	0656	0729	0757	0834	0858	0929	0956			1014		1051		1105		1149		1205		1249		1305		1349		
Upwey	d	0703	0736	0804	0841	0905	0936	1002				1058				1155				1255				1355			
Weymouth	a	0709	0742	0810	0845	0909	0940	1007			1023		1102			1200			1213		1300		1314		1400		

Late night and weekend trains may be altered due to engineering works.
Please check at southwesternrailway.com before travelling.

For guide to notes and symbols, see end of this timetable.

SATURDAY

London Waterloo, Woking and Basingstoke to Bournemouth, Poole and Weymouth

Operator Notes	SW	SW	SW	XC	SW	SW	SW	XC	SW	SW	SW	XC	SW	SW	SW	XC	SW	SW	SW	XC	SW	SW			
London Waterloo	d	1135		1205	1220b	1235		1305	1320b	1335		1405	1420b	1435		1505	1520b	1535		1605	1620b	1635			
Clapham Junction	d	1127k		1212u	1227b	1231k		1312u	1327b	1327k		1412u	1427b	1427k		1512u	1527b	1527k		1612u	1627b	1627k			
Woking	d	1200		1216b	1246b	1304		1316b	1346b	1400		1416b	1446b	1500		1516b	1546b	1600		1616b	1646b	1700			
Reading	d			1208b	1252			1305b	1352			1407b	1452		1507b	1552		1600t	1621t	1700t	1721t				
Basingstoke	d			1248	1311			1349	1411			1449	1511		1549	1611		1649	1711		1749				
Winchester	d	1233		1305	1327	1336		1405	1427	1433		1505	1527	1533		1605	1627	1633		1705	1727	1733			
Eastleigh	d			1300t	1321t			1400t	1421t			1500t	1521t		1600t	1621t		1700t	1721t		1735	1742			
Southampton Airport	d	1242		1314	1336	1345		1414	1436	1442		1514	1535	1542		1614	1636	1642		1714	1735	1742			
Southampton Central	a	1249		1322	1343	1352		1422	1443	1449		1522	1542	1549		1622	1643	1649		1722	1742	1749			
Southampton Central	d	1251	1256	1324	1345	1353	1356	1424	1445	1451	1456	1524	1545	1551	1556	1624	1645	1651	1656	1724	1745	1751	1756		
Totton	d		1303				1401				1501				1601				1701				1801		
Ashurst (New Forest)	d		1308				1406				1506				1606				1706				1806		
Beaulieu Road	d						1410				1610				1610								1810		
Brockenhurst	a	1304	1316	1337		1407	1416	1437		1505	1516	1537		1605	1616	1637		1704	1716	1737		1804	1816		
Brockenhurst	d	1305	1317	1338		1408	1417	1438		1506	1517	1538		1606	1617	1638		1705	1717	1738		1805	1817		
Sway	d		1322				1422				1522				1622				1722				1822		
New Milton	d		1327	1345			1427	1445			1527	1545			1627	1645			1727	1745			1827		
Hinton Admiral	d		1331				1431				1531				1631				1731				1831		
Christchurch	d		1336	1352			1436	1452			1536	1552			1636	1652			1736	1752			1836		
Pokesdown for Boscombe	d		1339	1356			1439	1456			1539	1556			1639	1656			1739	1756			1839		
Bournemouth	a	1320	1344	1400	1413	1422	1444	1500	1513	1520	1544	1600	1613	1620	1644	1700	1714	1720	1744	1800	1813	1820	1844		
Bournemouth	d	1324		1404	1408		1426		1504	1508		1524		1604	1608		1624		1704	1708		1724		1804	1808
Branksome	d	1329		1413	1413		1431			1513		1529			1613		1629			1713		1729		1813	1829
Parkstone	d	1332		1416	1416		1434			1516		1532			1616		1632			1716		1732		1816	1832
Poole	d	1337		1414	1420a		1438		1514	1520a		1537		1614	1620a		1637		1714	1720a		1737		1814	1820a
Hamworthy	d	1342		1419			1443		1519			1542		1619			1642		1719			1742		1819	1842
Holton Heath	d			1423			1523					1623					1723					1823			
Wareham	d	1349		1428		1450	1528			1549		1628		1649			1749					1849			
Wool	d			1435			1535					1635					1735					1835			
Moreton	d			1441			1541					1641					1741					1841			
Dorchester South	d	1405		1449		1506	1549			1607		1649		1705			1749		1807			1849		1905	
Upwey	d			1455			1555					1656					1756					1856			
Weymouth	a	1414		1500		1515	1600			1615		1700		1714			1800		1816			1900		1913	

Late night and weekend trains may be altered due to engineering works.
Please check at southwesternrailway.com before travelling.

For guide to notes and symbols, see end of this timetable.

SATURDAY

London Waterloo, Woking and Basingstoke to Bournemouth, Poole and Weymouth

Operator	Notes	SW	XC	SW	SW	SW	XC	SW	SW	SW	XC	SW	SW	XC	SW	SW	XC	SW	SW	SW	SW	SW	SW	SW	SW	SW	
London Waterloo	d	1705	1720b	1735		1805	1820b	1835		1905	1920b	1935		2005	2020b	2035	2105	2120b	2135	2205	2235	2305	0010				
Clapham Junction	d	1712u	1727b	1727k		1812u	1827b	1827k		1912u	1927b	1927k		2012u	2027b	2027k	2112u	2127b	2127k	2212u	2227k	2312u	0017u				
Woking	d	1716b	1746b	1800		1816b	1846b	1900		1916b	1946b	2000		2016b	2046b	2101	2116b	2146b	2200		2300	2332	0040				
Reading	d	1705b	1752			1812b	1852			1905b	1952			2005b	2052		2105b	2152		2205b	2252z	2305b					
Basingstoke	d	1749	1811			1849	1911			1949	2011			2049	2111		2148	2211		2248	2311z	2352	0100				
Winchester	d	1805	1827	1833		1905	1927	1933		2006	2027	2033		2105	2127	2133	2205	2227	2233	2305	2333	0011	0116				
Eastleigh	d	1800t	1821t			1900t	1921t			2000t	2021t			2100t	2121t		2205t	2221t		2247t	2324t	0022	0125				
Southampton Airport	d	1814	1835	1842		1914	1935	1942		2014	2035	2042		2114	2136	2142	2214	2236	2242	2314	2342	0026	0129				
Southampton Central	a	1822	1842	1850		1921	1942	1949		2022	2042	2049		2122	2144	2149	2225	2243	2250	2321	2349	0035	0136				
Southampton Central	d	1824	1845	1851	1856	1924	1945	1951	1956	2024	2045	2051	2056	2124	2145	2151	2229	2245	2252	2324	2351	0037	0138				
Totton	d				1901				2001				2101	2129			2234			2329		0042s	0143s				
Ashurst (New Forest)	d				1906				2006				2106	2134			2239			2334							
Beaulieu Road	d								2010																		
Brockenhurst	a	1837		1904	1916	1937	1958	2004	2016	2037		2104	2116	2142		2206	2247		2305	2342	0004	0053s	0154s				
Brockenhurst	d	1838		1905	1917	1938	1959	2005	2017	2038		2105	2117	2143		2207	2248		2306	2343	0005						
Sway	d				1922				2022				2122	2148			2253			2347							
New Milton	d	1845			1927	1945			2027	2045			2127	2153			2258			2352	0012s	0100s	0204s				
Hinton Admiral	d				1931				2031				2131	2157			2302			2356							
Christchurch	d	1852			1936	1952			2036	2052			2136	2202			2307			0001	0019s	0107s	0211s				
Pokesdown for Boscombe	d	1856			1939	1956			2039	2056			2139	2206			2311			0005	0023s	0111s	0215s				
Bournemouth	a	1900	1913	1920	1944	2000	2013	2020	2044	2100	2113	2120	2144	2210	2215	2221	2315	2318	2324	0009	0027	0115	0219				
Bournemouth	d	1904	1908		1924		2004	2008		2104	2108		2124		2212		2226	2317		2327	0010	0029	0117				
Branksome	d		1913		1929			2013				2129		2217		2231	2322		2332	0015	0034	0122s					
Parkstone	d		1916		1932			2016				2132		2221		2234	2326		2335	0018	0037	0125s					
Poole	d	1914	1920a		1937	2014	2020a		2037	2114	2120a		2137		2226a		2238	2330a		2340	0023a	0041a	0128a				
Hamworthy	d	1919			1942	2019			2042	2119			2142			2243				2345							
Holton Heath	d	1923			2023																						
Wareham	d	1928			1949	2028			2049	2126			2149			2250				2351							
Wool	d	1935			2035					2133			2155			2257				2358							
Moreton	d	1941			2041					2143			2201			2303				0004							
Dorchester South	d	1949		2005	2049				2105	2151			2209			2311				0012							
Upwey	d	1955			2055					2158			2216			2317				0018							
Weymouth	a	2000		2014	2101				2113	2202			2220			2322				0023							

Late night and weekend trains may be altered due to engineering works.
Please check at southwesternrailway.com before travelling.

For guide to notes and symbols, see end of this timetable.

SUNDAY

London Waterloo, Woking and Basingstoke to Bournemouth, Poole and Weymouth

Operator Notes	SW	SW D	SW	SW D	SW	SW D	XC	SW	SW D	XC	SW	SW D	XC	SW	SW D	XC	SW	SW D	XC	SW	SW D	XC	SW	SW D	XC	SW	SW D	XC	
London Waterloo	d				0753	0835	0853	0915b	0935	0953	1015b	1035	1054	1115b	1135	1154	1215b	1235	1254	1315b	1335	1354	1415b	1435	1454	1520b	1535	1605	1620b
Clapham Junction	d				0803u	0845u	0903u	0924b	0945u	1003u	1023b	1045u	1103u	1123b	1145u	1203u	1223b	1242u	1303u	1323b	1342u	1403u	1423b	1442u	1503u	1527b	1542u	1612u	1627b
Woking	d				0828	0907	0928	0946b	1007	1028	1046b	1107	1128	1146b	1207	1228	1246b	1307	1328	1345b	1407	1428	1446b	1507	1528	1546b	1607	1637	1646b
Reading	d				0737b	0837b	0912b	0952		1012b	1048		1112b	1152		1212b	1252		1312b	1352		1412b	1452		1512b	1552		1612b	1653
Basingstoke	d	0748			0848	0927	0948	1011	1027	1048	1111	1127	1148	1211	1227	1248	1311	1327	1347	1411	1427	1447	1510	1527	1547	1611	1627	1657	1711
Winchester	d	0807			0908	0944	1008	1027	1044	1108	1127	1144	1208	1231	1244	1308	1327	1344	1407	1427	1444	1507	1527	1544	1607	1627	1644	1714	1727
Eastleigh	d	0821			0922		1022			1122			1222			1322			1420			1520			1621			1723	
Southampton Airport	d	0825			0927	0953	1027	1035	1053	1127	1135	1153	1227	1239	1253	1327	1335	1353	1425	1435	1453	1525	1535	1553	1625	1635	1653	1727	1735
Southampton Central	a	0832			0934	1000	1034	1042	1100	1134	1143	1200	1234	1247	1300	1334	1344	1400	1432	1442	1500	1532	1544	1600	1632	1642	1700	1734	1744
Southampton Central	d	0834	0903		0935	1003	1035	1050	1103	1135	1150	1203	1235	1250	1303	1335	1346	1403	1433	1450	1503	1533	1546	1603	1634	1650	1703	1736	1750
Totton	d	0839			0941		1041			1141			1241			1341			1439			1539			1639			1741	
Ashurst (New Forest)	d	0844			0945		1045			1145			1245			1345			1443			1543			1644			1746	
Beaulieu Road	d	0848			0950		1050			1150			1250			1350			1448			1548			1648			1750	
Brockenhurst	a	0854	0916		0956	1016	1056	1107	1116	1156		1216		1256		1356		1416		1454		1516		1554		1616		1716	1756
Brockenhurst	d	0855	0917		0957	1017	1057	1108	1117	1157		1217		1257		1357		1417		1455		1517		1555		1617		1717	1757
Sway	d	0900			1001		1101			1201			1301			1401			1459			1559			1700			1801	
New Milton	d	0905	0924		1006	1024	1106		1124	1206		1224	1306		1324	1406		1424	1504		1524	1604		1624	1705		1724	1806	
Hinton Admiral	d	0909			1010		1110			1210			1310			1410			1508			1608			1709			1810	
Christchurch	d	0914			1015		1115			1215			1315			1415			1513			1613			1714			1815	
Pokesdown for Boscombe	d	0917			1019		1119			1219			1319			1419			1517			1617			1717			1819	
Bournemouth	a	0921	0934		1023	1034	1123	1126	1134	1223	1226	1234	1323	1326	1334	1423	1427	1434	1521	1525	1534	1621	1625	1634	1721	1725	1734	1823	1827
Bournemouth	d	0839	0924	0939	1024	1039	1124		1139	1224		1239	1324		1339	1424		1439	1522		1539	1622		1639	1723		1739	1824	
Branksome	d	0844			0944		1044			1144			1244			1344			1444			1544			1644			1744	
Parkstone	d	0847			0947		1047			1147			1247			1347			1447			1547			1647			1747	
Poole	d	0851	0933a		0951	1033a	1051	1133a		1151	1233a		1251	1333a		1351	1433a		1451	1531a		1551	1631a		1651	1732a		1751	1833a
Hamworthy	d	0856			0956		1056			1156			1256			1356			1456			1556			1656			1756	
Holton Heath	d																												
Wareham	d	0903			1003		1103			1203			1303			1403			1503			1603			1703			1803	
Wool	d	0910			1010		1110			1210			1310			1410			1510			1610			1710			1810	
Moreton	d	0916			1016		1116			1216			1316			1416			1516			1616			1716			1818	
Dorchester South	d	0924			1024		1124			1224			1324			1424			1524			1624			1724			1826	
Upwey	d	0931			1031		1131			1231			1331			1431			1531			1631			1731			1832	
Weymouth	a	0935			1035		1135			1235			1335			1435			1535			1635			1735			1837	

Late night and weekend trains may be altered due to engineering works.
Please check at southwesternrailway.com before travelling.

For guide to notes and symbols, see end of this timetable.

SUNDAY

London Waterloo, Woking and Basingstoke to Bournemouth, Poole and Weymouth

Operator Notes	SW	SW	XC	SW	SW	XC	SW	SW	XC	SW	SW	XC	SW	SW	SW	SW	SW																			
London Waterloo	d	1635	1705	1720b	1735	1805	1820b	1835	1905	1920b	1935	2005	2020b	2035	2105	2135	2205	2305																		
Clapham Junction	d	1642u	1712u	1727b	1742u	1812u	1827b	1842u	1912u	1927b	1942u	2012u	2027b	2042u	2112u	2142u	2212u	2312u																		
Woking	d	1707	1737	1746b	1807	1837	1846b	1907	1937	1946b	2007	2037	2046b	2107	2137	2207	2237	2337																		
Reading	d		1712b	1752		1852		1952		2052		2152		2252b																						
Basingstoke	d	1727	1757	1811	1827	1857	1911	1927	1957	2011	2027	2057	2111	2127	2157	2227	2257	2357																		
Winchester	d	1744	1814	1827	1844	1914	1927	1944	2014	2027	2044	2114	2127	2144	2214	2244	2314	0014																		
Eastleigh	d		1823			1923		2023		2123		2223		2323		0024																				
Southampton Airport	d	1753	1827	1835	1854	1927	1936	1954	2027	2127	2135	2153	2227	2253	2327	0028																				
Southampton Central	a	1800	1834	1842	1901	1934	1947	2001	2034	2045	2101	2134	2142	2200	2234	2300	2334	0037																		
Southampton Central	d	1803	1836	1850	1905	1936	1949	2003	2036	2050	2103	2136	2150	2203	2236	2303	2336	0040																		
Totton	d		1841			1941		2041		2141		2241		2341		0045s																				
Ashurst (New Forest)	d		1846			1946		2046		2146		2246		2346																						
Beaulieu Road	d		1850			1950		2050		2150		2250		2350																						
Brockenhurst	a	1816	1856	1903	1918	1956		2016	2056	2116	2156		2216	2254	2316	2354	0056s																			
Brockenhurst	d	1817	1857	1910	1919	1957		2017	2057	2117	2157		2217	2257	2317	2355																				
Sway	d		1901			2001		2101		2201		2301		2359																						
New Milton	d	1824	1906		1925	2006		2023	2106	2124	2206		2224	2306	2324	0004	0104s																			
Hinton Admiral	d		1910			2010		2110		2210		2310		0008																						
Christchurch	d		1915			2015		2115		2215		2315		0013		0111s																				
Pokesdown for Boscombe	d		1919			2019		2119		2219		2319		0017		0115s																				
Bournemouth	a	1834	1923	1926	1936	2023	2027	2034	2123	2126	2134	2223	2226	2234	2323	2334	0021	0119																		
Bournemouth	d	1839	1924		1940	2024		2039	2124		2139	2224		2239	2324	2339	0022	0120																		
Branksome	d	1844			1945			2044		2144		2244		2344		0027	0125s																			
Parkstone	d	1847			1948			2047		2147		2247		2347		0030	0128s																			
Poole	d	1851	1933a		1952	2033a		2051	2133a		2151	2233a		2251	2333a	0034a	0132a																			
Hamworthy	d	1856			1957			2056		2156		2256		2356																						
Holton Heath	d																																			
Wareham	d	1903			2004			2103		2203		2303		0003																						
Wool	d	1910			2011			2110		2210		2310		0010																						
Moreton	d	1916			2017			2117		2216		2316		0016																						
Dorchester South	d	1924			2025			2125		2224		2324		0024																						
Upwey	d	1931			2032			2132		2231		2331		0030																						
Weymouth	a	1935			2036			2136		2236		2336		0035																						






Late night and weekend trains may be altered due to engineering works.


Please check at southwesternrailway.com before travelling.


For guide to notes and symbols, see end of this timetable.

GUIDE TO NOTES AND SYMBOLS

First Class accommodation also available on all trains shown in **bold type**.

- A** Also calls at Redbridge 0735.
B Also calls at Redbridge 1717.
D Divides during journey - please make sure you are in the correct portion.
SW Operated by South Western Railway.
XC Operated by CrossCountry
 · Seat reservations available
 · Cycle reservations recommended.
- a Arrival time.
 b Change at Basingstoke.
 c Change at Basingstoke and Winchester.
 d Departure time.
 e Change at Winchester and Basingstoke.
 g Change at Basingstoke and Woking.
 h Change at Woking and Winchester.
 k Change at Woking.
 m Change at Winchester and Surbiton.
 r Change at Winchester.
 s Stops to let passengers leave the train only.
 t Change at Southampton Airport Parkway.
 u Stops to let passengers join the train only.
 v Change at Eastleigh.
 z Change at Southampton Central.
- └─ Continued in later column.
 ─┐ Continued from earlier column.
-  Train attaches to another.
 Train divides.
 Car Park.
 Minimum connection time where different from the standard five minutes.
 † Station is **closed** on Sunday.
 \$ For details of additional trains, please see Great Western Railway timetables.
 ‡ For services to and from Lymington please see timetable 27.
 For details of buses from Wareham station to Corfe Castle and Swanage, telephone 01202 338420.
 For information on the Swanage Railway visit swanagerailway.co.uk
 ← Southampton Airport - station is a short walk from the airport terminal.
 ← Woking - Railair coach link between Woking station and Heathrow Airport. Visit firstbus.co.uk/railair for details.
 \$ Station is approximately 3 miles from Beaulieu village. There are NO bus services from Beaulieu Road station.
 Please visit beaulieu.co.uk for public transport information to the Motor Museum.

 Station for Southampton City Centre and the Docks. Also buses for Red Funnel Ferries to Cowes, Isle of Wight, (redfunnel.co.uk) and the Hythe ferry (hytheferry.co.uk).

 Interchange for London Underground. Visit tfl.gov.uk for details.

★ Passengers travelling with cycles may not join or leave services at stations with train times shown in blue.

Cycles on trains

At peak times the following restrictions apply in the area bounded by Reading, Hook, Alton, Guildford and Dorking.



Passengers travelling with cycles may not join or leave services timed to arrive at London Waterloo between 0715 and 1000 inclusive and timed to depart from London Waterloo between 1645 and 1900 inclusive.

Travelling after midnight?

Trains which run after midnight are shown at the end of the day.

STATION INFORMATION

See notes for explanation of symbols.

Weymouth	P		S
Upwey	P		S
Dorchester South	P		S
Moreton	P		
Wool	P		
Wareham	P		
Holton Heath	P		†
Hamworthy			
Poole	P	④	
Parkstone	P		
Branksome	P		
Bournemouth	P		
Pokesdown for Boscombe			
Christchurch	P		
Hinton Admiral	P		
New Milton	P		
Sway	P		
Brockenhurst	P	⑤	‡
Beaulieu Road			\$
Ashurst (New Forest)	P		
Totton	P		
Southampton Central	P		
Southampton Airport	P		←
Eastleigh	P	③	
Winchester	P		
Basingstoke	P		
Reading	P	⑦	
Woking	P		←
Clapham Junction		⑩	
London Waterloo		⑪	

28A Yeovil Pen Mill - Weymouth

MONDAY TO FRIDAY

	Notes																													
Yeovil Pen Mill	d	0733	0934	1133	1332	1532	1732	1855	1951	2221																				
Dorchester West	d	0808	1018	1213	1413	1613	1813	1925	2027	2255																				
Upwey	d	0817	1026	1222	1422	1622	1822	1933	2036	2303																				
Weymouth	a	0823	1031	1227	1427	1627	1827	1938	2041	2308																				

SATURDAY

	Notes																														
Yeovil Pen Mill	d	0733	0936	1134	1333	1533	1736	1853	1933	2222																					
Dorchester West	d	0813	1018	1213	1413	1613	1813	1923	2010	2256																					
Upwey	d	0822	1027	1222	1422	1622	1822	1932	2019	2304																					
Weymouth	a	0827	1032	1227	1427	1627	1827	1937	2024	2309																					

SUNDAY

		B																													
0947	1100	1314	1509	1918	2221																										
1026	1139	1348	1543	1952	2255																										
1037	1147	1356	1552	2000	2304																										
1042	1152	1401	1557	2005	2309																										

NOTES

Operated by Great Western Railway.

For details of seat and cycle reservation requirements and also catering facilities, please refer to Great Western Railway publications.

- a Arrival time.
- B Runs until 22 October.
- d Departure time.

Late night and weekend trains may be altered due to engineering works.

Trains shown in green

Trains shown in green type vary during the timetable.
Please see note next to time or at top of column.

STATION INFORMATION

For a guide to notes and symbols, see end of main timetable.

Yeovil Pen Mill	P	
Dorchester West		
Upwey	P	S
Weymouth	P	S

28A Weymouth - Yeovil Pen Mill

MONDAY TO FRIDAY

	Notes									FX																																
Weymouth	d	0638	0733	0930	1129	1328	1528	1728	2014	2128																																
Upwey	d	0643	0738	0935	1134	1333	1533	1733	2019	2133																																
Dorchester West	d	0651	0746	0944	1143	1342	1544	1742	2027	2141																																
Yeovil Pen Mill	a	0726	0821	1021	1220	1419	1619	1819	2102	2216																																

SATURDAY

	Notes																																										
Weymouth	d	0638	0733	0930	1130	1330	1530	1735	2018																																		
Upwey	d	0643	0738	0935	1135	1335	1535	1740	2023																																		
Dorchester West	d	0651	0746	0944	1144	1344	1544	1748	2032																																		
Yeovil Pen Mill	a	0726	0821	1023	1221	1420	1620	1823	2107																																		

SUNDAY

B																																												
0801		1058	1415	1608	1753	2011																																						
		1103	1420	1613	1758	2016																																						
0812		1112	1428	1621	1806	2024																																						
0847		1147	1503	1656	1841	2059																																						

NOTES

Operated by Great Western Railway.

For details of seat and cycle reservation requirements and also catering facilities, please refer to Great Western Railway publications.

Trains shown in green

Trains shown in green type vary during the timetable.

Please see note next to time or at top of column.

Late night and weekend trains may be altered due to engineering works.

FX Service does not run on Friday.

a Arrival time.

B Runs until 22 October.

d Departure time.

STATION INFORMATION

For a guide to notes and symbols, see end of main timetable.

Yeovil Pen Mill	P	
Dorchester West		
Upwey	P	S
Weymouth	P	S

28B Dorchester South - Bridport - Lyme Regis Bus Service

Operated by First Wessex X51 - Tel: 0345 6460707
firstbus.co.uk/wessex

MONDAY TO FRIDAY

Notes				SH	Sch																	
Dorchester South Station	d	0805	0940	1140	1340	1340	1540	1757	1855													
Bridport West Street	a	0842	1032	1232	1432	1432	1632	1835	1932													
Lyme Regis Square	a	0921	1121	1321	1521	1537	1721	1903														

Notes		Sch																				
Lyme Regis Post Office	d	0643b	0842	1042	1242	1442	1646	1840														
Bridport West Street	d	0718	0743	0931	1131	1331	1531	1735	1916													
Dorchester South Station	a	0758	0823c	1018	1218	1418	1618	1822	1956													

SATURDAY

Notes															
Dorchester South Station	d	0805	0940	1140	1340	1540	1757	1855							
Bridport West Street	a	0842	1032	1232	1432	1632	1835	1932							
Lyme Regis Square	a	0921	1121	1321	1521	1721	1903								

Notes															
Lyme Regis Post Office	d	0842	1042	1242	1442	1646	1840								
Bridport West Street	d	0718	0931	1131	1331	1531	1731	1916							
Dorchester South Station	a	0758	1018	1218	1418	1618	1818	1956							

SUNDAY

0940	1140	1340	1540	1757	1840										
1032	1232	1432	1632	1835	1917										
1121	1321	1521	1721												

0842	1042	1242	1442	1642	1840										
0931	1131	1321	1531	1731	1916										
1018	1218	1418	1618	1818	1956										

NOTES SH - School Holidays only. a - Arrival time. b - Change at Bridport Bus Station.
 Sch - Schooldays only. c - Alight Brewery Square, 7 minutes walk to Dorchester South station.

Rail tickets to 'Bridport Bus X51' are valid to Lyme Regis (and also on the Weymouth - Lyme Regis service)

d - Departure time.

Sunday service runs on Public Holidays.

28C Weymouth - Bridport - Lyme Regis Bus service

Bus service operated by First Wessex X52, X53 - Tel: 0345 6460707
 firstgroup.com/wessex

MONDAY TO FRIDAY

Notes								SH	Sch			Sch													
Weymouth Station Forecourt	d	0703	0804	0925	1025	1125	1225	1325	1425	1425	1525	1625	1714	1725	1824										
Abbotsbury Ilchester Arms	a	0725	0833	0956	1056	1156	1256	1356	1456	1456	1556	1656	1745	1756	1846										
West Bay George Hotel	a	0742	0854	1019	1119	1219	1319	1419	1519	1519	1619	1719	1806	1818	1903										
Bridport West Street	a	0750	0907	1032	1132	1232	1332	1432	1532	1600	1632	1732	1814	1828	1911										
Lyme Regis Square	a	0821	1021b	1121b	1221	1321b	1421	1521b	1621	1642	1721b	1821	1837	1903b											

Notes	Sch	SH	Sch	SH																						
Lyme Regis Post Office	d	0643	0646	0737	0746	0842b	0942	1042b	1142	1242b	1342	1442b	1552	1646b	1747	1937										
Bridport West Street	d	0719	0722	0813	0828	0930	1030	1130	1230	1330	1430	1530	1640	1735	1833	2013										
West Bay George Hotel	d	0729	0732	0841	0841	0943	1043	1143	1243	1343	1443	1543	1653	1748	1843	2023										
Abbotsbury Ilchester Arms	d	0749	0752	0902	0902	1004	1104	1204	1304	1404	1504	1604	1714	1809	1903	2043										
Weymouth Bus Garage *	a	0821	0821	0933	0933	1035	1135	1235	1335	1435	1535	1635	1745	1838	1930	2110										

SATURDAY

Notes																									
Weymouth Station Forecourt	d	0703	0804	0925	1025	1125	1225	1325	1425	1525	1625	1725	1824												
Abbotsbury Ilchester Arms	a	0725	0833	0956	1056	1156	1256	1356	1456	1556	1656	1756	1846												
West Bay George Hotel	a	0742	0854	1019	1119	1219	1319	1419	1519	1619	1719	1818	1903												
Bridport West Street	a	0750	0907	1032	1132	1232	1332	1432	1532	1632	1732	1828	1911												
Lyme Regis Square	a	0821	1021b	1121b	1221	1321b	1421	1521b	1621	1721b	1821	1903b													

Notes																								
Lyme Regis Post Office	d	0842b	0942	1042b	1142	1242b	1342	1442b	1542	1642b	1742	1937												
Bridport West Street	d	0930	1030	1130	1230	1330	1430	1530	1630	1735	1830	2013												
West Bay George Hotel	d	0943	1043	1143	1243	1343	1443	1543	1643	1748	1840	2023												
Abbotsbury Ilchester Arms	d	1004	1104	1204	1304	1404	1504	1604	1704	1809	1900	2043												
Weymouth Bus Garage *	a	1035	1135	1235	1335	1435	1535	1635	1735	1838	1927	2110												

SUNDAY

0804	0925	1025	1125	1225	1325	1425	1525	1625	1725	1824														
0833	0956	1056	1156	1256	1356	1456	1556	1656	1756	1846														
0854	1019	1119	1219	1319	1419	1519	1619	1719	1818	1903														
0907	1032	1132	1232	1332	1432	1532	1632	1732	1828	1911														
1021b	1121b	1221	1321b	1421	1521b	1621	1721b	1821																

0842b	0942	1042b	1142	1242b	1342	1442b	1542	1642b	1742															
0930	1030	1130	1230	1330	1430	1530	1630	1735	1830	2013														
0943	1043	1143	1243	1343	1443	1543	1643	1748	1840	2023														
1004	1104	1204	1304	1404	1504	1604	1704	1809	1900	2043														
1035	1135	1235	1335	1435	1535	1635	1735	1838	1927															

NOTES SH - School Holidays only. a - Arrival time. b - change at Bridport Bus Station.
 Sch - School days only. d - Departure time. * - Bus Garage is 3 minutes walk from Weymouth Station.

Sunday service runs on Public Holidays.

Rail tickets to 'Bridport Bus X51' are valid to Lyme Regis (and also on the Dorchester - Lyme Regis service)

28D Bournemouth Rail Station to Bournemouth International Airport (Hurn) Bus Service

Operated by Morebus 737, Tel: 01202 338420, morebus.co.uk/services

MONDAY TO FRIDAY - NO SERVICE on this route on Saturdays, Sundays or public holidays

	<i>Notes</i>																										
Bournemouth Station #	d	0556	0642																								
Bournemouth Airport	a	0631	0722																								

	<i>Notes</i>																										
Bournemouth Airport	d	1335	1620	1800																							
Bournemouth Station	a	1416	1710	1840																							

NOTES

- Buses use Stand 2 in the Bus Station, adjacent to Platform 3 exit at Bournemouth Railway Station.

a - Arrival Time

d - Departure time.

Bournemouth PlusBus tickets are valid to Bournemouth Airport.

Visit us at southwesternrailway.com

- Buying tickets online
- Live train information
- Train times
- Special offers and days out
- Plan your journey
- Latest news

Customer Service Centre

0345 6000 650

Monday to Friday 0800 - 2000

Saturday 0900 - 1800

Sunday 0900 - 1600

Our UK based team are available for:

- Comments and suggestions

Assisted Travel

0800 5282 100

Text relay 18001 0800 5282 100

A freephone service open 24 hours for older and disabled customers.

We recommend booking assistance **2 hours in advance**.

National Rail Enquiries

03457 48 49 50

Train times, fares and rail information.

Free travel alerts

southwesternrailway.com/alerts

Keeping our registered customers up-to-date with their service running information, delays and alterations.

Twitter [@SW_Help](https://twitter.com/SW_Help)

Follow South Western Railway on Twitter and be the first to know what's happening on our network.

Facebook Facebook.com/SWRailway

Providing South Western Railway network information and details of our latest offers.

First MTR South Western Trains Limited (trading as South Western Railway) accepts no liability for any inaccuracy in the information contained in this timetable which is subject to alteration.

First MTR South Western Trains Limited. Registered in England and Wales 07900320.

Registered office: 8th Floor, The Point, 37 North Wharf Road, London W2 1AF.

A First and MTR company.

South Western
 **Railway**

PTT28 10 2023



Please Recycle