

# 20 Exeter, Yeovil, Westbury and Salisbury to London Waterloo



## Train times

8 October to 9 December 2023

South Western  
Railway

## Your timetable

This timetable shows train services between **Exeter, Yeovil, Salisbury and London Waterloo**.

It also shows train services between:

- **Yeovil Pen Mill and London Waterloo via Castle Cary and Westbury** - see timetable **20A**
- **Yeovil Pen Mill and Weymouth** - see timetable **20B**.

Also connecting bus services between:

- **Axminster, Lyme Regis and Bridport** - see timetable **20C**
- **Axminster, Seaton and Beer** - see timetable **20D**
- **Honiton and Sidmouth** - see timetable **20E**
- **Yeovil Junction and Yeovil Pen Mill**- see timetable **20F**
- **Exeter St Davids and Exeter Airport**- see timetable **20G**.

## Buy a ticket before you board

You need to buy a valid ticket before you get on your train. We know that most of our passengers do this before travelling, and we have a duty to those passengers to make sure no-one travels without paying. This is why we run a penalty fares scheme across most of our network.

If you travel without a valid ticket to or from a station within the penalty fares area, you may have to pay a penalty fare. A Penalty Fare is £100 plus the price of the full single fare applicable for your intended journey. However, if it is paid within 21 days, the Penalty Fare is reduced to £50 plus the price of the single fare applicable.

We have a policy to, wherever possible, prosecute everyone who deliberately avoids paying.

## Travel with Confidence

So that you can travel with confidence, we are ventilating trains to refresh air, improving information about journeys and trains, and extensively cleaning trains and stations.

## Changes to train times

Network Rail need to do engineering work to maintain and improve the rail network. They do a lot of this work at weekends and during holiday periods, but they also need to do some work overnight during the week.

If we need to close rail lines so Network Rail can carry out work, buses will replace train services. We may also have to alter train services over a wider area.

Please check for any changes to train times before travelling at weekends, late in the evening or early in the morning.

Look for the 'Changes to train times' posters at stations, or visit our website at **southwesternrailway.com**.

## Automated Delay Repay

We have introduced a new Automated Delay Repay (ADR) system that drastically cuts the time it takes to claim and receive compensation if your train is late.

ADR works for all customers who have bought Advance tickets or a Touch Smartcard season ticket from our website.

If you have a Touch Smartcard season ticket, you will need to touch in and out at the beginning and end of your journey, sign up for a Delay Repay account at

**delayrepay.southwesternrailway.com** and select 'Auto Delay Repay'. (The email addresses you use for 'My Account' and 'Delay Repay' must match.)

To find out more about Automated Delay Repay, visit:

**southwesternrailway.com/contact-and-help/refunds-and-compensation/delay-repay/automated-delay-repay**.

## No-smoking policy

For the comfort of all our customers, smoking and using e-cigarettes is not allowed on any part of our trains or stations.

You can smoke outside the station entrance or in our car parks.



# Cycles on trains

The services in this timetable have limited room for cycles so we have had to apply some restrictions. The ▼ and ★ symbol, with train times printed in **blue**, show restricted trains. These restrictions are explained in the 'Guide to notes and symbols' section.

We will carry folding cycles on any train as long as they can be folded small enough to be carried safely in the luggage rack. Cycles are not allowed on buses that replace trains during engineering works.

## South Western Railway and Community Rail Partnerships

We are committed to working with Community Rail Partnerships (CRPs) across our network. CRPs are not-for-profit organisations that help to further connect the railway with the communities they serve. They work closely with SWR to promote healthy and sustainable travel, design projects which bring communities together, as well as support social and economic development. SWR is proud to provide core funding and support to 12 CRPs on our network.

## Devon & Cornwall Rail Partnership - East Devon Line

**Stations: Axminster, Honiton, Feniton, Whimple, Cranbrook and Pinhoe**

The first rail partnership in the country, formed in 1991, Devon and Cornwall Rail Partnership has seen great success in the promotion and growth of services across that region. Their campaigns have won multiple national accolades including at the Community Rail Awards and the Rail Exec 'Most Interesting' Awards.

Find out more at [dcrp.org.uk](http://dcrp.org.uk)



# Three Rivers Community Rail Partnership

**Stations:** Salisbury, Dean, Mottisfont & Dunbridge, Romsey, Millbrook, Redbridge, Southampton Central, St Denys, Swaythling, Southampton Airport, Eastleigh, Chandler's Ford, Bitterne, Woolston, Sholing, Netley, Hamble, Bursledon, Shawford and Winchester

Three Rivers aims to improve stations in the area of the rail routes that run alongside the main rivers between Salisbury, Winchester, Southampton and Bursledon – hence 'Three Rivers'. It is a group of local authorities, residents and the train industry, working to improve local stations, promote tourism, and train and bus service integration.

Find out more at [threeriversrail.com/](http://threeriversrail.com/)



# Blackmore Vale Community Rail Partnership

**Stations:** Tisbury, Gillingham, Templecombe, Sherborne, Yeovil Junction and Crewkerne

The Blackmore Vale Line Community Rail Partnership is the local rail partnership, covering the stations of Tisbury, Gillingham, Templecombe, Sherborne, Yeovil Junction and Crewkerne on the West of England Line from London Waterloo to Exeter St Davids. Together with local people, station groups, businesses, and statutory and voluntary groups, the CRP promotes the area to prospective rail passengers and increases community involvement in its award-winning stations.

Find out more at [blackmorevaletrains.com](http://blackmorevaletrains.com)



# South Wessex Community Rail Partnership

Covering the line running south of Westbury to Weymouth,  
including Upwey and Weymouth.

Find out more at [southwessexcrp.org.uk/](https://southwessexcrp.org.uk/)



**MONDAY TO FRIDAY**
**Exeter, Yeovil and Salisbury to Basingstoke, Woking and London Waterloo**

Notes	▼	★	★	★	★	★	B★	★	▼	▼	▼	▼	▼	▼	▼	▼	▼	▼	▼	B	▼	▼	▼	▼	▼	▼	▼	▼	▼	▼	▼	▼	▼	▼
<b>Exeter St Davids</b>	d					0510			0640	0725		0823		0925		1025		1125	1225		1325				1425				1525					
<b>Exeter Central</b>	d					0514			0644	0729		0828		0930		1030		1130	1230		1330				1430				1530					
Pinhoe	d					0519			0649	0733		0833		0935		1035		1134	1234		1334				1434				1534					
Cranbrook	d					0523			0653	0738		0837		0940		1039		1139	1239		1339				1439				1539					
Whimble	d					0528			0658			0842		0945				1144							1344				1544					
Feniton	d					0534			0704			0848				1047			1247						1447									
Honiton	d					0541	0620		0711	0752		0855		0955		1055		1155	1255		1355				1455				1555					
Axminster	d					0553	0631		0723	0804		0906		1006		1106		1206	1306		1406				1506				1606					
Crewkerne	d					0606	0644		0736	0817		0919		1019		1119		1219	1319		1419				1519				1619					
Yeovil Pen Mill	d			0541			0658	0711								1059																		
<b>Yeovil Junction</b>	a			0546	0615	0653		0716	0744	0825		0929		1028		1128		1228	1328		1428				1528				1628					
<b>Yeovil Junction</b>	d			0511	0550	0620	0654		0720	0750	0829		0930		1029		1129		1229	1329	1320	1429		1451	1529		1629							
Yeovil Pen Mill	a																		1325				1456											
Sherborne	d			0517	0556	0626	0700		0726	0756	0835		0935		1035		1135		1235	1335		1435			1535			1635						
Templecombe	d			0525	0604	0634	0708		0734	0804	0843		0944		1043		1143		1243	1343		1443			1543			1643						
Gillingham (Dorset)	d			0533	0612	0642	0716		0742	0812	0851	0918	0952		1051		1151		1251	1351		1451			1551	1618	1651							
Tisbury	d			0543	0624	0652	0726		0753	0822	0901	0928	1002		1101		1201		1301	1401		1501			1602	1628	1701							
<b>Salisbury</b>	a			0558	0639	0707	0741	0811	0808	0838	0917	0943	1017		1116		1216		1319	1417	1443	1516		1612	1616	1643	1716							
<b>Salisbury</b>	d	0508	0540	0603	0645	0715	0745	0815	0846	0921	0947	1021	1047	1121	1147	1221	1247	1322	1347	1421	1447	1521	1547	1621	1647	1720								
Southampton Central	a			0647c	0731c	0807c	0831c	0902c	0932c	1005c	1034c	1104c	1047	1121	1147	1204c	1202c	1304c	1404c	1504c	1534c	1602c	1621	1702c	1733c	1802c								
Portsmouth Harbour	a			0738c	0827c			0953c		1052c		1152c				1352c		1452c		1552c		1652c		1752c		1854c								
Grateley	d	0520	0552	0616	0657	0728	0757	0827	0859	0927	0959	1038	1059	1106	1138	1206	1238	1306	1338	1406	1438	1506	1538	1606	1638	1706	1737							
Andover	d	0530	0600	0623	0705	0735	0805	0835	0906	0938	1006	1038	1106	1138	1206	1238	1306	1338	1406	1438	1506	1538	1606	1638	1706	1737								
Whitchurch (Hants)	d	0538	0608	0632	0713	0744	0813	0843	0914	0944	1014	1044	1114	1144	1214	1244	1314	1344	1414	1444	1514	1544	1614	1644	1714	1744								
Overton	d	0544	0614	0638	0719	0750	0819	0849	0920	0950	1020	1050	1120	1150	1220	1250	1320	1350	1420	1450	1520	1550	1620	1650	1720	1750								
<b>Basingstoke</b>	a	0553	0626	0650	0728	0758	0829	0858	0928	0956	1029	1056	1129	1155	1231	1255	1331	1356	1429	1455	1528	1555	1629	1655	1729	1754								
Reading	a	0631b	0729b	0806b	0842b	0904b	0946b	1010b	1055b	1106b	1150b	1206b	1249b	1306b	1355b	1406b	1449b	1506b	1555b	1609b	1651b	1706b	1746b	1807b	1850b									
<b>Woking</b>	a	0613	0646	0733b	0805b	0842b	0853b	0918	0955b	1015	1045	1115	1145	1215	1245	1315	1345	1415	1445	1515	1550	1615	1649	1716	1746	1816								
Clapham Junction	a	0633	0706			0915b	0938	1015b	1036	1111b	1136	1211b	1236	1306	1336	1406	1436	1511b	1536	1612b	1636	1712b	1737	1810b	1836									
<b>London Waterloo</b>	a	0642	0721	0736	0814	0844	0926b	0951	1024b	1049	1120b	1149	1220b	1249	1319	1349	1419	1449	1520b	1549	1618	1649	1719	1751	1820b	1849								

Late night and weekend trains may be altered due to engineering works.  
Please check at [southwesternrailway.com](http://southwesternrailway.com) before travelling.

★ Passengers travelling with cycles may not join or leave services at stations with train times shown in blue.

For guide to notes and symbols see end of timetable.

**MONDAY TO FRIDAY**
**Exeter, Yeovil and Salisbury to Basingstoke, Woking and London Waterloo**

Notes	▼	▼	▼	▼	GW	▼	▼	▼	▼	▼	▼		B																				
<b>Exeter St Davids</b>	d		1625		1725	1748		1825		1925			2025		2125	2225	2306																
<b>Exeter Central</b>	d		1629		1729	1753		1830		1930			2030		2130	2230	2310																
Pinhoe	d		1633		1734	1758		1835		1934			2034		2134	2235	2315																
Cranbrook	d		1638		1739	1802		1839		1939			2039		2139	2239	2319																
Whimble	d		1643		1744			1844		1944					2144	2244	2324																
Feniton	d		1649		1749	1810		1849					2047		2149	2250	2329																
Honiton	d		1656		1756	1818		1856		1955			2055		2156	2257	2337																
Axminster	d		1707		1808	1828a		1908		2006			2106		2208	2308	2348																
Crewkerne	d		1720		1821			1921		2019			2119		2221	2321	0001																
Yeovil Pen Mill	d										2030			2130																			
<b>Yeovil Junction</b>	a		1729		1829			1929		2028		2035		2128	2135		2229	2330	0009														
<b>Yeovil Junction</b>	d		1730		1830			1930		2029				2129		2145	2230	2331															
Yeovil Pen Mill	a														2150																		
Sherborne	d		1736		1837			1937		2035			2135			2236																	
Templecombe	d		1744		1844			1944		2043			2143			2244																	
Gillingham (Dorset)	d		1752		1852			1952		2051			2151			2252																	
Tisbury	d		1802		1903			2003		2101			2201			2303																	
<b>Salisbury</b>	a		1822		1922			2022		2121			2221		2341	2319	0017																
<b>Salisbury</b>	d	1747	1826	1847	1924		1947	2023	2047	2125		2150	2225																				
Southampton Central	a		1903c		2004c			2104c		2206c			2307c																				
Portsmouth Harbour	a		1952c		2052c			2149c		2304c			2353c																				
Grateley	d	1759		1859			1959		2059			2202	2237																				
Andover	d	1806	1843	1906	1947		2006	2041	2106	2142		2209	2244																				
Whitchurch (Hants)	d	1814		1914			2014		2114			2217	2252																				
Overton	d	1820		1920			2020		2120			2223	2258																				
<b>Basingstoke</b>	a	1829	1900	1929	2008		2029	2058	2129	2159			2232	2306																			
Reading	a	1904b	1935b	2000b			2104b	2157b		2240b			2250	2349b																			
<b>Woking</b>	a		1920		2031		2054b	2117	2153b	2218			2259b	2326																			
Clapham Junction	a	1911b	1940	2011b	2053		2117b	2138	2213b	2238			2322b	2346																			
<b>London Waterloo</b>	a	1920b	1949	2020b	2104		2129b	2149	2222b	2249			2331b	2356																			

Late night and weekend trains may be altered due to engineering works.  
Please check at [southwesternrailway.com](https://www.southwesternrailway.com) before travelling.

For guide to notes and symbols see end of timetable.



## SATURDAY

## Exeter, Yeovil and Salisbury to Basingstoke, Woking and London Waterloo

Notes	▼	▼	▼	▼	▼	▼	▼	▼	J	▼	▼	▼	▼	▼	▼	▼	▼	▼	▼	▼	▼	▼	▼	▼	▼	▼			
<b>Exeter St Davids</b>	d					0510			0640	0725		0824		0925		1025		1125		1225		1325		1425		1525		1625	
<b>Exeter Central</b>	d					0514			0645	0729		0828		0930		1030		1130		1230		1330		1430		1530		1630	
Pinhoe	d					0519			0650	0733		0833		0934		1034		1134		1234		1334		1434		1534		1634	
Cranbrook	d					0523			0654	0738		0837		0940		1039		1139		1239		1339		1439		1539		1639	
Whimble	d					0528			0659	0743		0842		0945				1144				1344				1544			
Feniton	d					0534			0705			0847				1047				1247				1447			1647		
Honiton	d					0541	0620		0713	0755		0855		0955		1055		1155		1255		1355		1455		1555	1655		
Axminster	d					0552	0631		0724	0806		0906		1006		1106		1206		1306		1406		1506		1606	1706		
Crewkerne	d					0605	0644		0737	0819		0919		1019		1119		1219		1319		1419		1519		1619	1719		
Yeovil Pen Mill	d																												
<b>Yeovil Junction</b>	a					0614	0653		0746	0828		0928		1028		1128		1228		1328		1428		1528		1628	1728		
<b>Yeovil Junction</b>	d					0620	0654		0753	0829		0929	0953	1029		1129		1229		1329		1429		1529		1629	1729		
Yeovil Pen Mill	a																												
Sherborne	d					0626	0700		0759	0835		0935	0959	1035		1135		1235		1335		1435		1535		1635	1735		
Templecombe	d					0634	0708		0807	0843		0943	1007	1043		1143		1243		1343		1443		1543		1643	1743		
Gillingham (Dorset)	d					0642	0717		0817	0851		0951	1017	1051		1151		1251		1351		1451		1551		1651	1751		
Tisbury	d					0652	0727		0827	0901		1001	1027	1101		1201		1301		1401		1501		1601		1701	1801		
<b>Salisbury</b>	a					0707	0742		0842	0916		1016	1042	1116		1216		1317		1417		1519		1615		1716	1816		
<b>Salisbury</b>	d	0512	0544	0620	0646	0721	0746	0821	0847	0921	0947	1021	1047	1121	1147	1221	1247	1321	1347	1421	1447	1521	1547	1621	1647	1721	1747	1821	1847
Southampton Central	a					0755c	0827c		0934c	1003c		1103c	1134c	1204c		1303c		1403c		1503c		1603c		1703c		1803c	1903c		
Portsmouth Harbour	a					0849c	0951c			1051c			1151c	1251c		1351c		1451c		1551c		1651c		1751c		1851c	1951c		
Grateley	d	0524	0556		0659		0759		0859		0959		1059		1159		1259		1359		1459		1559		1659		1759	1859	
Andover	d	0532	0603	0637	0706	0738	0806	0838	0906	0938	1006	1038	1106	1138	1206	1238	1306	1338	1406	1438	1506	1538	1606	1638	1706	1738	1806	1838	1906
Whitchurch (Hants)	d	0540	0611		0714		0814		0914		1014		1114		1214		1314		1414		1514		1614		1714		1814	1914	
Overton	d	0546	0617		0720		0820		0920		1020		1120		1220		1320		1420		1520		1620		1720		1820	1920	
<b>Basingstoke</b>	a	0558	0629	0655	0729	0756	0829	0855	0929	0955	1029	1055	1129	1155	1229	1255	1329	1355	1429	1455	1529	1555	1629	1655	1729	1755	1829	1855	1929
Reading	a	0646b	0706b	0757b	0807b	0851b	0907b	0948b	1007b	1050b	1106b	1156b	1207b	1251b	1306b	1351b	1408b	1450b	1505b	1551b	1606b	1650b	1706b	1750b	1807b	1850b	1906b	1951b	2011b
<b>Woking</b>	a	0618	0653	0716	0749	0816	0849	0915	0949	1015	1049	1115	1149	1215	1249	1315	1349	1415	1449	1515	1550	1615	1649	1715	1749	1815	1849	1915	1949
Clapham Junction	a	0638		0738	0822b	0837	0911b	0936	1011b	1036	1111b	1139	1211b	1236	1311b	1336	1411b	1436	1511b	1536	1612b	1637	1711b	1737	1811b	1836	1911b	1936	2011b
<b>London Waterloo</b>	a	0649	0719	0749	0819	0849	0919	0949	1019	1049	1119	1149	1219	1249	1319	1349	1419	1449	1519	1549	1619	1649	1719	1749	1819	1849	1919	1949	2019

Late night and weekend trains may be altered due to engineering works.

Please check at [southwesternrailway.com](http://southwesternrailway.com) before travelling.

For guide to notes and symbols see end of timetable.







**MONDAY TO FRIDAY**
**London Waterloo, Woking and Basingstoke to Salisbury, Yeovil and Exeter**

Notes			▼	▼	▼	▼ B	▼	▼	▼	▼ B	▼	▼	▼ D	▼	▼	▼	▼	▼	▼	▼	▼	▼ G★	▼ ★	▼ ★							
<b>London Waterloo</b>	d				0635	0710	0750	0820	0850	0920		1020		1120		1220		1320		1420		1520		1620	1650	1723	1753				
Clapham Junction	d				0642u	0717u	0758u	0828u		0927u		1027u		1127u		1227u		1327u		1427u		1527u		1627u	1657u	1734b	1753				
<b>Woking</b>	d				0702	0736	0817	0846	0916	0946		1046		1146		1246		1346		1446		1546		1646u	1652b	1734b	1745b				
Reading	d				0640b	0657b	0800b	0823b	0859b	0933b	0952b	1033b	1052b	1132b	1151b	1232b	1251b	1332b	1352b	1432b	1505b	1532b	1552b	1607b	1659b	1715b	1757b				
<b>Basingstoke</b>	d				0724	0800	0838	0907	0938	1008	1038	1108	1138	1208	1238	1308	1338	1408	1438	1508	1538	1608	1638	1707	1738	1807	1838				
Overton	d				0733	0808	0846		0946		1046		1146		1246		1346		1446		1546		1646	1716	1747	1816	1847				
Whitchurch (Hants)	d				0738	0813	0851		0951		1051		1151		1251		1351		1451		1551		1651	1722	1752	1822	1853				
Andover	d				0746	0822	0900	0926	1002	1026	1100	1126	1200	1226	1300	1325	1400	1426	1500	1526	1600	1627	1700	1730	1801	1830	1901				
Grateley	d				0754	0830	0907		1010		1107		1207		1307		1407		1507		1607		1707	1738	1809	1838	1909				
Portsmouth Harbour	d				0601c		0721c		0823c		0923c		1023c		1123c		1223c		1323c		1423c		1523c		1623c		1723c				
Southampton Central	d				0533c	0647c		0810c	0837c	0911c		1011c		1110c		1211c		1311c		1411c	1437c	1511c		1609c	1637c	1711c	1737c	1810c	1840c		
<b>Salisbury</b>	a				0806	0843	0920	0945	1022	1044	1119	1143	1220	1244	1320	1344	1420	1444	1520	1545	1620	1644	1721	1750	1822	1850	1922				
<b>Salisbury</b>	d				0610	0738	0808	0847	0924	0947		1047	1124	1147		1247	1251		1347		1447	1525	1547		1647	1723	1754	1824	1854	1924	
Tisbury	d				0629	0757	0827	0906		1007		1106		1206		1306		1406		1506	1539	1607		1706	1737	1809	1838	1909	1938		
Gillingham (Dorset)	d				0551	0642	0811	0837a	0917		1018		1117		1217		1317		1417		1517	1548a	1618		1717	1752	1819	1852	1920	1954	
Templecombe	d				0558	0650	0819		0925		1025		1125		1225		1325		1425		1525		1625		1725	1800	1827	1859	1927	2001	
Sherborne	d				0606	0657	0826		0932		1033		1132		1232		1332		1432		1532		1633		1732	1807	1834	1907	1935	2009	
Yeovil Pen Mill	d												1256		1404																
<b>Yeovil Junction</b>	a				0612	0703	0832		0938		1038		1138	1301	1238		1338	1409		1438		1538		1638		1738	1813	1840	1912	1940	2014
<b>Yeovil Junction</b>	d				0615	0707	0839		0942		1041		1139		1239		1339		1439		1539		1639		1739		1841	1916	1941	2019	
Yeovil Pen Mill	a								1052																	1921		2026			
Crewkerne	d				0625	0716	0849		0951		1051		1149		1249		1349		1449		1549		1649		1749		1850		1951		
Axminster	d	0550	0657z	0737	0903		1006		1105		1203		1303		1403		1503		1603		1703		1804		1905		2005				
Honiton	d	0604	0712	0752	0916		1018		1118		1216		1316		1416		1515		1616		1717		1816		1918		2017				
Feniton	d	0610	0718	0758	0922		1023		1121		1221		1321		1421		1521		1621		1722		1822		1923						
Whimple	d	0615	0723	0803	0927		1027		1126		1226		1324		1424		1526		1624		1724		1825		1925		2025				
Cranbrook	d	0619	0728	0808	0931		1031		1130		1229		1328		1429		1530		1629		1730		1830		1931		2030				
Pinhoe	d	0623	0732	0813	0935		1035		1134		1233		1332		1433		1534		1633		1734		1834		1935		2034				
<b>Exeter Central</b>	a	0628	0737	0817	0940		1039		1139		1237		1337		1437		1539		1637		1739		1838		1939		2038				
<b>Exeter St Davids</b>	a	0632	0745	0822	0945		1043		1143		1242		1342		1442		1543		1642		1744		1849		1944		2042				

Late night and weekend trains may be altered due to engineering works.  
Please check at [southwesternrailway.com](http://southwesternrailway.com) before travelling.

★ Passengers travelling with cycles may not join or leave services at stations with train times shown in blue.

For guide to notes and symbols see end of timetable.



## SATURDAY

## London Waterloo, Woking and Basingstoke to Salisbury, Yeovil and Exeter

Notes				▼	▼	▼	▼	▼ K	▼	▼	▼	▼	▼	▼	▼	▼	▼	▼	▼	▼	▼	▼	▼	▼	▼					
<b>London Waterloo</b>	d				0635	0710	0750	0820	0850	0920	0950	1020	1050	1120	1150	1220	1250	1320	1350	1420	1450	1520	1550	1620	1650	1720				
Clapham Junction	d				0642u	0717u	0757u	0827u	0857u	0927u	0957u	1028u	1057u	1127u	1157u	1227u	1257u	1327u	1357u	1427u	1457u	1527u	1557u	1627u	1657u	1727u				
<b>Woking</b>	d				0702	0736	0816	0846	0916	0946	1016	1046	1116	1148	1216	1246	1316	1346	1416	1446	1516	1546	1616	1646	1716	1746				
Reading	d				0637b	0707b	0754b	0807b	0852b	0909b	0952b	1007b	1105b		1152b	1208b	1305b		1352b	1407b	1452b	1507b	1552b	1607b	1705b					
<b>Basingstoke</b>	d				0723	0759	0838	0908	0938	1008	1039	1109	1138	1208	1238	1308	1338	1407	1438	1508	1537	1608	1638	1708	1738	1808				
Overton	d				0731	0808	0846		0946		1047		1146		1246		1346		1446		1545		1646		1746					
Whitchurch (Hants)	d				0736	0813	0851		0951		1052		1151		1251		1351		1451		1550		1651		1751					
Andover	d				0745	0822	0900	0926	1000	1026	1101	1127	1200	1226	1300	1326	1400	1426	1500	1526	1600	1626	1700	1726	1800	1826				
Grateley	d				0752	0830	0907		1007		1108		1207		1307		1407		1507		1607		1707		1807					
Portsmouth Harbour	d				0608c		0723c		0823c		0923c		1023c		1123c		1223c		1323c		1423c		1523c		1623c		1723c			
Southampton Central	d				0657c		0810c		0910c		1010c		1110c		1210c		1310c		1410c		1510c		1610c		1710c		1810c			
<b>Salisbury</b>	a				0805	0843	0920	0942	1020	1042	1121	1144	1220	1243	1320	1342	1420	1442	1520	1543	1620	1642	1720	1742	1820	1843				
<b>Salisbury</b>	d			0615	0747	0813	0847		0947		1047		1147		1247		1347		1447		1547		1647		1747		1847			
Tisbury	d			0629	0801	0832	0906		1006		1106		1206		1306		1406		1506		1606		1706		1806		1908			
Gillingham (Dorset)	d			0642	0814	0900	0917		1017		1117		1217		1317		1417		1517		1617		1717		1817		1919			
Templecombe	d			0650	0822	0907	0925		1025		1125		1225		1325		1425		1525		1625		1725		1825		1926			
Sherborne	d			0657	0829	0915	0932		1032		1132		1232		1332		1432		1532		1632		1732		1832		1934			
Yeovil Pen Mill	d																													
<b>Yeovil Junction</b>	a			0703	0835	0920	0938		1038		1138		1238		1338		1438		1538		1638		1738		1838		1939			
<b>Yeovil Junction</b>	d			0615	0707	0839		0939		1039		1139		1239		1339		1439		1539		1639		1739		1839		1941		
Yeovil Pen Mill	a																													
Crewkerne	d			0624	0716	0849		0949		1049		1149		1249		1349		1449		1549		1649		1749		1849		1950		
Axminster	d	0552	0657z	0738	0903		1003		1103		1203		1303		1403		1503		1603		1703		1803		1903		2005			
Honiton	d	0604	0712	0754	0916		1016		1116		1216		1316		1416		1516		1616		1716		1816		1916		2016			
Feniton	d	0610	0718	0800	0921		1021		1121		1221		1321		1421		1521		1621		1721		1821		1921		2023			
Whimple	d	0615	0723	0805	0926				1124				1324				1524				1724				1924					
Cranbrook	d	0619	0728	0809	0931		1029		1128		1229		1328		1429		1528		1629		1728		1829		1928		2030			
Pinhoe	d	0623	0732	0813	0935		1033		1132		1233		1332		1433		1532		1633		1732		1833		1932					
<b>Exeter Central</b>	a	0628	0737	0818	0939		1037		1137		1237		1337		1437		1537		1637		1737		1837		1937		2037			
<b>Exeter St Davids</b>	a	0632	0743	0823	0943		1042		1142		1242		1342		1442		1542		1643		1742		1841		1942		2042			

Late night and weekend trains may be altered due to engineering works.

Please check at [southwesternrailway.com](http://southwesternrailway.com) before travelling.

For guide to notes and symbols see end of timetable.





## SUNDAY

## London Waterloo, Woking and Basingstoke to Salisbury, Yeovil and Exeter

Notes		▼	▼	▼	▼	▼	▼	▼	▼	▼	▼	▼	▼	▼	▼	▼	▼	▼	▼	▼	▼	▼	▼	▼	▼	▼			
<b>London Waterloo</b>	d			0815	0835b	0915	0935b	1015	1035b	1115	1135b	1215	1235b	1315	1335b	1415	1435b	1520	1535c	1620	1635c	1720	1745	1820	1845	1920	1945	2020	2045
Clapham Junction	d			0823u	0845b	0924u	0945b	1023u	1045b	1123u	1145b	1223u	1242b	1323u	1342b	1423u	1442b	1527u	1542c	1627u	1642c	1727u	1753u	1827u	1853u	1927u	1953u	2027u	2053u
<b>Woking</b>	d			0846	0907b	0946	1007b	1046	1107b	1146	1207b	1246	1307b	1345	1407b	1446	1507b	1546	1607c	1646	1707c	1746	1813	1846	1913	1946	2013	2046	2114
Reading	d			0737b	0912		1012		1112		1212		1312		1412		1512		1612		1712		1752b		1852b		1952b		2052b
<b>Basingstoke</b>	d		0804	0907	0933	1007	1033	1107	1131	1207	1231	1307	1331	1407	1431	1507	1531	1607	1631	1707	1731	1807	1834	1907	1934	2007	2034	2107	2135
Overton	d		0812		0942		1042		1140		1240		1340		1440		1540		1640		1739		1843		1943		2043		2143
Whitchurch (Hants)	d		0817		0947		1047		1145		1245		1345		1445		1545		1645		1744		1848		1948		2048		2148
Andover	d		0826	0924	0957	1026	1057	1125	1154	1224	1254	1325	1354	1424	1453	1524	1553	1625	1654	1724	1753	1825	1856	1925	1956	2025	2056	2126	2157
Grateley	d		0833		1005		1105		1201		1301		1401		1501		1601		1701		1800		1905		2005		2105		2205
Portsmouth Harbour	d					0908c		1001v		1108c		1208c		1308c		1408c		1508c		1608c		1708c		1808c		1908c		2008c	
Southampton Central	d					0957c		1057c		1157c		1257c	1310c	1357c		1457c	1510c	1557c		1657c		1757c		1857c		1957c		2058c	
<b>Salisbury</b>	a		0846	0941	1018	1043	1118	1142	1214	1242	1314	1343	1414	1442	1514	1540	1613	1646	1715	1742	1815	1842	1917	1943	2017	2042	2117	2143	2217
<b>Salisbury</b>	d	0654	0847	0947		1047		1147		1247		1347	1419	1447		1547	1614	1647		1747		1847		1947		2047		2147	
Tisbury	d	0706	0906	1007		1106		1206		1306		1406	1433	1506		1606	1633	1706		1806		1906		2006		2106		2207	
Gillingham (Dorset)	d	0717	0917	1018		1117		1217		1317		1417	1451	1517		1617	1643a	1717		1817		1917		2017		2117		2218	
Templecombe	d	0725	0925	1025		1125		1225		1325		1425	1458	1525		1625		1725		1825		1925		2025		2125		2225	
Sherborne	d	0732	0932	1033		1132		1232		1332		1432	1506	1532		1632		1732		1832		1932		2032		2132		2233	
Yeovil Pen Mill	d																												
<b>Yeovil Junction</b>	a	0738	0938	1038		1138		1238		1338		1438	1511	1538		1638		1738		1838		1938		2038		2138		2238	
<b>Yeovil Junction</b>	d	0739	0939	1039		1139		1239		1339		1439	1516	1539		1639		1739		1839		1940		2039		2139			
Yeovil Pen Mill	a											1521																	
Crewkerne	d	0749	0949	1049		1149		1249		1349		1449		1549		1649		1749		1849		1950		2049		2149			
Axminster	d	0804	1003	1103		1203		1303		1403		1503		1603		1703		1803		1903		2004		2103		2204			
Honiton	d	0817	1016	1116		1216		1316		1416		1516		1616		1716		1816		1916		2017		2117		2217			
Feniton	d	0822	1021			1221				1421				1621				1821				2022				2221			
Whimple	d	0827	1026	1124				1324				1524				1724				1924				2125		2227			
Cranbrook	d	0832	1031	1128		1229		1328		1429		1528		1629		1728		1829		1928		2030		2128		2232			
Pinhoe	d	0836	1035	1132		1233		1332		1433		1532		1633		1732		1833		1932		2034		2132		2236			
<b>Exeter Central</b>	a	0842	1039	1137		1237		1337		1437		1537		1637		1737		1837		1937		2038		2138		2240			
<b>Exeter St Davids</b>	a	0847	1044	1142		1243		1343		1442		1542		1642		1746		1842		1942		2043		2143		2244			

Late night and weekend trains may be altered due to engineering works.

Please check at [southwesternrailway.com](http://southwesternrailway.com) before travelling.

For guide to notes and symbols see end of timetable.



## GUIDE TO NOTES AND SYMBOLS

First Class accommodation also available on all trains shown in **bold type** except GWR services.

**B** Runs via Westbury - see table 20A.

**C** Also has portion from Frome - see table 20A.

**D** Train divides at Salisbury. Please travel in correct portion.

**G** Continues to Castle Cary, Bruton, Frome and Westbury - see table 20A.

**J** Also has portion from Castle Cary - see table 20A.

**K** To Frome - see table 20A.

**FX** Service does **not** run on Friday.

**FO** Service runs on Friday only.

**GW** Operated by Great Western Railway. Standard class ONLY.

 Train divides.

 Train attaches to another.

a Arrival time.

b Change at Basingstoke.

c Change at Salisbury.

d Departure time.

n Arrives Honiton at 2316.

All services shown in **bold type** are operated by South Western Railway except where shown.

s Stops to let passengers leave the train only.

u Stops to let passengers join the train only.

v Change at Fratton and Salisbury.

z Arrives Axminster at 0644.

▼ Cycles only carried with advance reservation.


★ **Passengers travelling with cycles may not join or leave services at stations with train times shown in blue.**


↔ Woking - Railair coach link between Woking station and Heathrow Airport. Visit [firstbus.co.uk/railair](http://firstbus.co.uk/railair) for details.

⊖ Interchange for London Underground. Visit [tfl.gov.uk](http://tfl.gov.uk) for details.

P Car Park.

⑦ Minimum connection time where different from the standard five minutes.

 Station for Southampton City Centre and the Docks. Also buses for Red Funnel Ferries to Cowes, Isle of Wight, ([redfunnel.co.uk](http://redfunnel.co.uk)) and the Hythe ferry ([hytheferry.co.uk](http://hytheferry.co.uk)).

 Interchange for high-speed catamaran to Ryde, Isle of Wight.

Shipping services operated by Wightlink Ltd, Isle of Wight Ferries, P.O. Box 59, Portsmouth, PO1 2XB.

Telephone **0333 999 7333**

(calls charged at local rate) or visit [wightlink.co.uk](http://wightlink.co.uk)

Also change at Portsmouth Harbour for the Gosport Ferry. Visit [gosporferry.co.uk](http://gosporferry.co.uk)

### Cycle reservations

A cycle space must be reserved in advance when a ▼ symbol appears above the train.



### Cycles on trains - Monday to Friday

At peak times the following restrictions apply in the area bounded by Reading, Hook, Alton, Guildford and Dorking.

Passengers travelling with cycles may not join or leave services timed to arrive at London Waterloo between 0715 and 1000 inclusive or timed to depart London Waterloo between 1645 and 1900 inclusive.

## STATION INFORMATION

See notes for explanation of symbols.

<b>Exeter St Davids</b>	P	⑥
<b>Exeter Central</b>	P	
<b>Pinhoe</b>		
<b>Cranbrook</b>	P	
<b>Whimple</b>	P	
<b>Feniton</b>	P	
<b>Honiton</b>	P	
<b>Axminster</b>	P	
<b>Crewkerne</b>	P	
<b>Yeovil Junction</b>	P	
<b>Sherborne</b>	P	
<b>Templecombe</b>	P	
<b>Gillingham (Dorset)</b>	P	
<b>Tisbury</b>	P	
<b>Salisbury</b>	P	
<b>Southampton Central</b>	P	
<b>Portsmouth Harbour</b>		
<b>Grateley</b>	P	
<b>Andover</b>	P	
<b>Whitchurch (Hants)</b>	P	
<b>Overton</b>	P	
<b>Basingstoke</b>	P	
<b>Reading</b>	P	⑦
<b>Woking</b>	P	↔
<b>Clapham Junction</b>		⑩
<b>London Waterloo</b>	⊖	⑮

## MONDAY TO FRIDAY

	Notes	0▼ ★	0▼	0▼ J	0▼ J	0▼ L	0▼ J													
<b>Yeovil Pen Mill</b>	d	0658	1059	1331	1500	1923	2152													
Castle Cary	d	0712	1114	1345	1514	1938	2220													
Bruton	d	0717	1119	1350	1519	1943	2225													
Frome	d	0729	1131	1402	1531	1956	2245													
Westbury	d	0742	1144	1415	1544	2005a	2314													
Warminster	d	0750	1152	1423	1553		2321													
<b>Salisbury</b>	a	0811	1211	1443	1612		2341													
<b>Salisbury</b>	d	0815	1221	1447	1621															
Graley	a	0827		1459																
Andover	a	0834	1237	1505	1637															
Whitchurch (Hants)	a	0843		1514																
Overton	a	0849		1520																
<b>Basingstoke</b>	a	0858	1255	1528	1655															
Woking	a	0918	1315	1550	1716															
Clapham Junction	a	0938	1336	1612e	1737															
<b>London Waterloo</b>	a	0951	1349	1618	1751															

## STATION INFORMATION

For a guide to notes and symbols, see next page.

Yeovil Pen Mill	P	
Castle Cary	P	
Bruton	P	
Frome	P	
Westbury	P	
Warminster	P	
Salisbury	P	
Graley	P	
Andover	P	
Whitchurch	P	
Overton	P	
Basingstoke	P	
Woking	P	←
Clapham Junction		10
London Waterloo	⊖	15

For the complete service between Salisbury, Andover and London Waterloo, also trains from Yeovil Junction, please see earlier pages.

For details of the complete service between Westbury and Salisbury, also Yeovil Pen Mill to Westbury and Weymouth, please see Great Western Railway publicity.

★ Passengers travelling with cycles may not join or leave services at stations with train times shown in blue.

Late night and weekend trains may be altered due to engineering works.

Please check at [southwesternrailway.com](http://southwesternrailway.com) before travelling.

## SATURDAY

	Notes	07	11	13	15	17	19	21	23	25	27	29	31
<b>Yeovil Pen Mill</b>	d												
Castle Cary	d	0736											
Bruton	d	0741											
Frome	d	0754	1130										
Westbury	d	0810	1143	2312									
Warminster	d	0818	1150	2319									
<b>Salisbury</b>	a	0838	1211	2340									
<b>Salisbury</b>	d	0847	1221										
Grateley	a	0859											
Andover	a	0905	1237										
Whitchurch (Hants)	a	0914											
Overton	a	0920											
<b>Basingstoke</b>	a	0929	1255										
Woking	a	0949	1315										
Clapham Junction	a	1011b	1336										
<b>London Waterloo</b>	a	1019	1349										

## SUNDAY

09	11	13	15	17	19	21	23	25	27	29	31
<b>0953</b>											
1007											
1012											
1024											
1043											
1051											
1112											
1127											
1143											
1204											
1223											
1243											
1254											

## NOTES TO THIS TABLE

- J** From Yeovil Junction.
- L** From London Waterloo via Sherborne and Yeovil Junction (see main timetable).
- a** Arrival time.
- b** Change at Basingstoke.
- d** Departure time.
- 1** First Class accommodation also available.
- ▼** Cycles only carried with advance reservation.
- ←** Woking - Railair coach link between Woking station and Heathrow Airport. Visit [firstbus.co.uk/railair](http://firstbus.co.uk/railair) for details.
- ⊖** Interchange for London Underground. Visit [tfl.gov.uk](http://tfl.gov.uk) for details.
- Ⓟ** Car Park.
- ⌚** Minimum connection time where different from the standard five minutes.
- ★** Passengers travelling with cycles may not join or leave services at stations with train times shown in blue.

For the complete service between Salisbury, Andover and London Waterloo, also trains from Yeovil Junction, please see earlier pages.

For details of the complete service between Westbury and Salisbury, also Yeovil Pen Mill to Westbury and Weymouth, please see Great Western Railway publicity.

Late night and weekend trains may be altered due to engineering works. Please check at [southwesternrailway.com](http://southwesternrailway.com) before travelling.

## MONDAY TO FRIDAY

	Notes	0▼	0▼ V	0▼ D																
<b>London Waterloo</b>	d	0750	0920b	1120																
Clapham Junction	d	0758u	0927b	1127																
Woking	d	0817	0946b	1146																
<b>Basingstoke</b>	d	0838	1038	1208																
Overton	d	0846	1046																	
Whitchurch (Hants)	d	0851	1051																	
Andover	d	0900	1100	1226																
Grateley	d	0907	1107																	
<b>Salisbury</b>	a	0920	1119	1244																
<b>Salisbury</b>	d	0924	1124	1251																
Warminster	a	0943	1143	1311																
Westbury	a	0952	1152	1319																
Frome	a	1005	1221	1332																
Bruton	a	1016	1232	1344																
Castle Cary	a	1038	1239	1349																
<b>Yeovil Pen Mill</b>	a	1052	1254	1402																

## STATION INFORMATION

For a guide to notes and symbols, see next page.

London Waterloo	⊖	⓫
Clapham Junction		⓫
Woking	P	←
Basingstoke	P	
Overton	P	
Whitchurch	P	
Andover	P	
Grateley	P	
Salisbury	P	
Warminster	P	
Westbury	P	
Frome	P	
Bruton	P	
Castle Cary	P	
Yeovil Pen Mill	P	

For the complete service between London Waterloo, Andover and Salisbury, also trains to Yeovil Junction, please see earlier pages.

For details of the complete service between Salisbury and Westbury, also Weymouth and Westbury to Yeovil Pen Mill, please see Great Western Railway publicity.

Late night and weekend trains may be altered due to engineering works.

Please check at [southwesternrailway.com](http://southwesternrailway.com) before travelling.







# 20B Weymouth - Yeovil Pen Mill

## MONDAY TO FRIDAY

	Notes									FX										
<b>Weymouth</b>	d	0638	0733	0930	1129	1328	1528	1728	2014	2128										
Upwey	d	0643	0738	0935	1134	1333	1533	1733	2019	2133										
Dorchester West	d	0651	0746	0944	1143	1342	1544	1742	2027	2141										
<b>Yeovil Pen Mill</b>	a	0726	0821	1021	1220	1419	1619	1819	2102	2216										

## SATURDAY

	Notes																			
<b>Weymouth</b>	d	0638	0733	0930	1130	1330	1530	1735	2018											
Upwey	d	0643	0738	0935	1135	1335	1535	1740	2023											
Dorchester West	d	0651	0746	0944	1144	1344	1544	1748	2032											
<b>Yeovil Pen Mill</b>	a	0726	0821	1023	1221	1420	1620	1823	2107											

## SUNDAY

<b>B</b>																				
<b>0801</b>	1058	1415	1608	1753	2011															
	1103	1420	1613	1758	2016															
<b>0812</b>	1112	1428	1621	1806	2024															
<b>0847</b>	1147	1503	1656	1841	2059															

### NOTES

Operated by Great Western Railway.

For details of seat and cycle reservation requirements and also catering facilities, please refer to Great Western Railway publications.

### Trains shown in green

Trains shown in green type vary during the timetable.

Please see note next to time or at top of column.

**FX** Service does not run on Friday.

**a** Arrival time.

**B** Runs until 22 October.

**d** Departure time.

### STATION INFORMATION

For a guide to notes and symbols, see end of main timetable.

Yeovil Pen Mill	<b>P</b>	
Dorchester West		
Upwey	<b>P</b>	S
Weymouth	<b>P</b>	S

Late night and weekend trains may be altered due to engineering works.

## 20B Yeovil Pen Mill - Weymouth

### MONDAY TO FRIDAY

	Notes										
<b>Yeovil Pen Mill</b>	d	0733	0934	1133	1332	1532	1732	1855	1951	2221	
Dorchester West	d	0808	1018	1213	1413	1613	1813	1923	2027	2255	
Upwey	d	0817	1026	1222	1422	1622	1822	1931	2036	2303	
<b>Weymouth</b>	a	0823	1031	1227	1427	1627	1827	1936	2041	2308	

### SATURDAY

0733	0936	1027	1054	1134	1333	1533	1736	1853	1933	1940	2222
0813	1018	1057	1122	1213	1413	1613	1813	1923	2010	2014	2256
0822	1027		1131	1222	1422	1622	1822	1932	2019	2023	2304
0827	1032	1108	1136	1227	1427	1627	1827	1937	2024	2028	2309

### SUNDAY

		A			
0947	1103	1313	1502	1917	2220
1029	1141	1347	1537	1951	2254
1037	1149	1354	1545	1958	2301
1042	1154	1359	1551	2003	2306

## 20B Weymouth - Yeovil Pen Mill

### MONDAY TO FRIDAY

	Notes									
<b>Weymouth</b>	d	0526	0642	0850	1111	1311	1455	1730	2015	
Upwey	d	0531	0647	0855	1116	1316	1500	1735	2020	
Dorchester West	d	0539	0655	0903	1125	1325	1508	1743	2028	
<b>Yeovil Pen Mill</b>	a	0614	0728	0936	1200	1400	1548	1816	2101	

### SATURDAY

0638	0846	1110	1310	1455	1728	2020				
0643	0851	1115	1315	1500	1733	2025				
0651	0859	1124	1323	1508	1741	2033				
0726	0934	1159	1358	1543	1816	2108				

### SUNDAY

A					
0801	1101	1410	1610	1753	2010
0806	1106	1415	1615	1758	2015
0814	1115	1423	1623	1806	2023
0849	1151	1458	1656	1839	2056

#### NOTES

Operated by Great Western Railway.

For details of seat and cycle reservation requirements and also catering facilities, please refer to Great Western Railway publications.

**A** Runs from 2 April 2023.

**a** Arrival time.

**d** Departure time.

#### STATION INFORMATION

For a guide to notes and symbols, see end of main timetable.

Yeovil Pen Mill	<b>P</b>	
Dorchester West		
Upwey	<b>P</b>	S
Weymouth	<b>P</b>	S

Late night and weekend trains may be altered due to engineering works.

# 20C Axminster - Lyme Regis - Bridport Bus Service

Operated by First Wessex X51, X53 – Tel: 0345 6460707  
firstbus.co.uk/wessex

## MONDAY TO FRIDAY

<b>Notes</b>														
Axminster Rail Station	d	0815	0915	1015	1115	1215	1315	1415	1525	1619	1720	1815	1915	
Lyme Regis Post Office	a	0842	0942	1042	1142	1242	1342	1442	1552	1646	1747	1840	1937	
Bridport Bus Station	a	0920	1020	1120	1220	1320	1420	1520	1630	1724	1825	1908	2005	

<b>Notes</b>														
Bridport Bus Station	d	0642	0752	0847	0945	1045	1145	1245	1345	SH	Sch	SH	Sch	
Lyme Regis Square	d	0706	0818	0921	1021	1121	1221	1321	1421	1521	1537	1621	1640	1745
Axminster Rail Station	a	0727	0843	0950	1050	1150	1250	1350	1450	1550	1606	1650	1706	1845

## SATURDAY

<b>Notes</b>														
Axminster Rail Station	d	0915	1015	1115	1215	1315	1415	1525	1620	1720	1815	1915		
Lyme Regis Post Office	a	0942	1042	1142	1242	1342	1442	1552	1647	1747	1840	1937		
Bridport Bus Station	a	1020	1120	1220	1320	1420	1520	1630	1725	1825	1908	2005		

<b>Notes</b>														
Bridport Bus Station	d	0752	0847	0945	1045	1145	1245	1345	1445	1545	1645	1745		
Lyme Regis Square	d	0818	0921	1021	1121	1221	1321	1421	1521	1621	1721	1821		
Axminster Rail Station	a	0843	0950	1050	1150	1250	1350	1450	1550	1650	1750	1845		

## SUNDAY

0915	1115	1215	1315	1415	1525	1620	1720	1815						
0942	1142	1242	1342	1442	1552	1647	1747	1840						
1020	1220	1320	1420	1520	1630	1725	1825	1908						

0752	0945	1045	1145	1245	1345	1445	1545	1645						
0818	1021	1121	1221	1321	1421	1521	1621	1721						
0843	1050	1150	1250	1350	1450	1550	1650	1750						

**NOTES** SH - School Holidays only.

a - Arrival time.

Sch - School days only.

d - Departure time.

**Rail tickets to 'Lyme Regis Bus X53' are valid to Bridport.**

# 20D Axminster - Seaton - Beer Bus Service

Operated by AVMT Buses 885 - Tel: 01297 625959  
<https://avmtbustimes.wixsite.com/mysite>

## MONDAY TO FRIDAY

<i>Notes</i>																																			
Axminster Rail Station	d	0732	0840	0915	1015	1115	1215	1315	1415	1535	1715	1842																							
Seaton (Marine Place)	a	0800	0909	0944	1044	1144	1244	1344	1444	1604	1744	1910																							
Beer Cross	a			0958	1058	1158	1258	1358		1658b	1758																								

<i>Notes</i>																																											
Beer Cross	d		0750		1004	1100	1204	1300	1404		1704																																
Seaton Sea Front	d	0645	0800	0920	1020	1120	1220	1320	1420	1620	1720																																
Axminster Rail Station	a	0711	0825	0945	1045	1145	1245	1345	1445	1645	1745																																

## SATURDAY

<i>Notes</i>																																												
Axminster Rail Station	d	0840	1115	1315	1535	1715																																						
Seaton (Marine Place)	a	0909	1144	1344	1604	1744																																						
Beer Cross	a	0958b	1158	1358		1758																																						

<i>Notes</i>																																												
Beer Cross	d	0750	1004	1204	1404	1600c																																						
Seaton Sea Front	d	0800	1020	1220	1420	1620																																						
Axminster Rail Station	a	0825	1045	1245	1445	1645																																						

### NOTES

- a - Arrival time.
- b - Change at Seaton Marine Place.

- c - Change at Seaton Sea Front.
- d - Departure time.

**NO SERVICE on Sundays or Public Holidays.**

## MONDAY TO FRIDAY

<i>Notes</i>																				
Honiton Rail Station	d	0808	0928	1033	1133	1233	1333	1433	1533	1633	1758	1853	1948	2135						
Sidmouth Triangle	a	0857	1007	1112	1212	1312	1412	1512	1611	1711	1828	1923	2018	2205						

<i>Notes</i>																				
Sidmouth Triangle	d	0731	0811	0950	1050	1150	1250	1350	1450	1554	1714	1809	1904	2210						
Honiton Rail Station	a	0808	0848	1033	1133	1233	1333	1433	1533	1633	1758	1853	1948	2241						

## SATURDAY

<i>Notes</i>																				
Honiton Rail Station	d	0808	0928	1028	1128	1228	1328	1428	1528	1633	1735	1838	1938	2135						
Sidmouth Triangle	a	0847	1007	1107	1207	1307	1407	1507	1606	1711	1811	1908	2008	2205						

<i>Notes</i>																				
Sidmouth Triangle	d	0729	0853	0953	1054	1154	1254	1354	1454	1558	1700	1800	1857	2210						
Honiton Rail Station	a	0808	0928	1028	1128	1228	1328	1428	1528	1633	1735	1838	1938	2241						

### NOTES

- a - Arrival time.
- d - Departure time.

## SUNDAY

			The Sunday service will also run on Public Holidays.
1128 1205	1628 1705		
1215 1248	1715 1748		

## MONDAY TO SATURDAY

Notes		SSH							SSH																		
Yeovil Junction	d	0725	0845	0945	1045	1145	1245	1345	1445	1545	1645	1745	1845														
Yeovil Bus Station	a	0734	0849	0949	1049	1149	1249	1349	1449	1549	1649	1749	1849														
Yeovil Pen Mill	a	0750	0900	1000	1100	1200	1300	1400	1500	1600	1700	1800															

Notes			SSH	SSH												SSH	SSH										
Yeovil Pen Mill *	d		0750	0900			1000		1100		1200		1300		1400		1500		1600		1700		1800				
Yeovil Bus Station	d	0655	0756a	0815	0906a	0915	1006a	1015	1106a	1115	1206a	1215	1306a	1315	1406a	1415	1506a	1515	1606a	1615	1706a	1715	1806a	1815			
Yeovil Junction	a	0700		0820		0920		1020		1120		1220		1320		1420		1520		1620		1720		1820			

### NOTES

a - Arrival time.

d - Departure time.

SSH - Saturdays and School Holidays only.

\* - opposite the ticket office entrance

**NO SERVICE on Sundays or Public Holidays.**

Where buses from Yeovil Pen Mill continue to Yeovil Junction after a wait at the Bus Station, through passengers may remain on board.

## MONDAY TO FRIDAY

Notes																									
Exeter St Davids #	d	0600	0700	0815	0915	0945	1015	1045	1115	1145	1215	1245	1315	1345	1445	1515	1615	1645	1745	1815	1915	2015			
Exeter Airport	a	0625	0725	0845	0945	1015	1045	1115	1145	1215	1245	1315	1345	1415	1517	1552	1653	1723	1821	1845	1941	2041			

Notes																									
Exeter Airport	d	0630	0730	0850	0950	1020	1050	1120	1150	1220	1250	1320	1350	1420	1520	1600	1700	1727	1827	1850	1945	2045			
Exeter St Davids #	a	0652	0805	0925	1023	1053	1123	1153	1223	1253	1323	1353	1423	1453	1558	1635	1735	1805	1854	1915	2010	2110			

## SATURDAY

Notes																									
Exeter St Davids #	d	0600	0700	0815	0915	0945	1015	1045	1115	1145	1215	1245	1315	1345	1415	1445	1515	1545	1615	1645	1745	1815	1915	2015	
Exeter Airport	a	0625	0725	0841	0941	1015	1045	1115	1145	1215	1245	1315	1345	1415	1445	1517	1551	1621	1645	1715	1813	1843	1941	2041	

Notes																									
Exeter Airport	d	0630	0730	0850	0950	1020	1050	1120	1150	1220	1250	1320	1350	1420	1450	1520	1600	1630	1700	1727	1827	1850	1945	2045	
Exeter St Davids #	a	0652	0756	0916	1019	1049	1119	1149	1219	1249	1319	1349	1419	1449	1521	1551	1631	1701	1729	1756	1853	1914	2009	2109	

## SUNDAY and PUBLIC HOLIDAYS

Notes											
Exeter St Davids #	d	0850	0950	1050	1150	1250	1350	1450	1550	1650	1750
Exeter Airport	a	0922	1022	1122	1222	1322	1422	1522	1624	1722	1821

## SUNDAY and PUBLIC HOLIDAYS

Notes																			
Exeter Airport	d	0932	1032	1132	1232	1332	1432	1532	1632	1732	1832								
Exeter St Davids #	a	1005	1105	1205	1305	1405	1505	1602	1702	1800	1857								

### NOTES

a - Arrival time.

# - Buses use the station forecourt, stop B.

d - Departure time.

Visit us at [southwesternrailway.com](https://southwesternrailway.com)

- Buying tickets online
- Live train information
- Train times
- Special offers and days out
- Plan your journey
- Latest news

## Customer Service Centre

**0345 6000 650**

Monday to Friday 0800 - 2000

Saturday 0900 - 1800

Sunday 0900 - 1600

Our UK based team are available for:

- Comments and suggestions

## Assisted Travel

**0800 5282 100**

**Text relay 18001 0800 5282 100**

A freephone service open 24 hours for older and disabled customers.

We recommend booking assistance **2 hours in advance**.

## National Rail Enquiries

**03457 48 49 50**

Train times, fares and rail information.

## Free travel alerts

[southwesternrailway.com/alerts](https://southwesternrailway.com/alerts)

Keeping our registered customers up-to-date with their service running information, delays and alterations.

## Twitter [@SW\\_Help](https://twitter.com/SW_Help)

Follow South Western Railway on Twitter and be the first to know what's happening on our network.

## Facebook [Facebook.com/SWRailway](https://Facebook.com/SWRailway)

Providing South Western Railway network information and details of our latest offers.

First MTR South Western Trains Limited (trading as South Western Railway) accepts no liability for any inaccuracy in the information contained in this timetable which is subject to alteration.

First MTR South Western Trains Limited. Registered in England and Wales 07900320.

Registered office: 8th Floor, The Point, 37 North Wharf Road, London W2 1AF.

A First and MTR company.

**South Western**  
 **Railway**

PTT20 10 2023



Please Recycle