

20 Exeter, Yeovil, Westbury and Salisbury to London Waterloo



Train times

21 May to 7 October 2023

South Western
Railway

Your timetable

This timetable shows train services between **Exeter, Yeovil, Salisbury and London Waterloo**.

It also shows train services between:

- **Yeovil Pen Mill and London Waterloo via Castle Cary and Westbury** - see timetable **20A**
- **Yeovil Pen Mill and Weymouth** - see timetable **20B**.

Also connecting bus services between:

- **Axminster, Lyme Regis and Bridport** - see timetable **20C**
- **Axminster, Seaton and Beer** - see timetable **20D**
- **Honiton and Sidmouth** - see timetable **20E**
- **Yeovil Junction and Yeovil Pen Mill**- see timetable **20F**
- **Exeter St Davids and Exeter Airport**- see timetable **20G**.

Buy a ticket before you board

You need to buy a valid ticket before you get on your train. We know that most of our passengers do this before travelling, and we have a duty to those passengers to make sure no-one travels without paying. This is why we run a penalty fares scheme across most of our network.

If you travel without a valid ticket to or from a station within the penalty fares area, you may have to pay a penalty fare. A Penalty Fare is £100 plus the price of the full single fare applicable for your intended journey. However, if it is paid within 21 days, the Penalty Fare is reduced to £50 plus the price of the single fare applicable.

We have a policy to, wherever possible, prosecute everyone who deliberately avoids paying.

Travel with Confidence

So that you can travel with confidence, we are ventilating trains to refresh air, improving information about journeys and trains, and extensively cleaning trains and stations.

Changes to train times

Network Rail need to do engineering work to maintain and improve the rail network. They do a lot of this work at weekends and during holiday periods, but they also need to do some work overnight during the week.

If we need to close rail lines so Network Rail can carry out work, buses will replace train services. We may also have to alter train services over a wider area.

Please check for any changes to train times before travelling at weekends, late in the evening or early in the morning.

Look for the 'Changes to train times' posters at stations, or visit our website at **[southwesternrailway.com](https://www.southwesternrailway.com)**.

Automated Delay Repay

We have introduced a new Automated Delay Repay (ADR) system that drastically cuts the time it takes to claim and receive compensation if your train is late.

ADR works for all customers who have bought Advance tickets or a Touch Smartcard season ticket from our website.

If you have a Touch Smartcard season ticket, you will need to touch in and out at the beginning and end of your journey, sign up for a Delay Repay account at

delayrepay.southwesternrailway.com and select 'Auto Delay Repay'. (The email addresses you use for 'My Account' and 'Delay Repay' must match.)

To find out more about Automated Delay Repay, visit:

southwesternrailway.com/contact-and-help/refunds-and-compensation/delay-repay/automated-delay-repay.

No-smoking policy

For the comfort of all our customers, smoking and using e-cigarettes is not allowed on any part of our trains or stations.

You can smoke outside the station entrance or in our car parks.



Cycles on trains

The services in this timetable have limited room for cycles so we have had to apply some restrictions. The ▼ and ★ symbol, with train times printed in **blue**, show restricted trains. These restrictions are explained in the 'Guide to notes and symbols' section.

We will carry folding cycles on any train as long as they can be folded small enough to be carried safely in the luggage rack. Cycles are not allowed on buses that replace trains during engineering works.

South Western Railway and Community Rail Partnerships

We are committed to working with Community Rail Partnerships (CRPs) across our network. CRPs are not-for-profit organisations that help to further connect the railway with the communities they serve. They work closely with SWR to promote healthy and sustainable travel, design projects which bring communities together, as well as support social and economic development. SWR is proud to provide core funding and support to 12 CRPs on our network.

Devon & Cornwall Rail Partnership - East Devon Line

Stations: Axminster, Honiton, Feniton, Whimple, Cranbrook and Pinhoe

The first rail partnership in the country, formed in 1991, Devon and Cornwall Rail Partnership has seen great success in the promotion and growth of services across that region. Their campaigns have won multiple national accolades including at the Community Rail Awards and the Rail Exec 'Most Interesting' Awards.

Find out more at dcrp.org.uk



Three Rivers Community Rail Partnership

Stations: Salisbury, Dean, Mottisfont & Dunbridge, Romsey, Millbrook, Redbridge, Southampton Central, St Denys, Swaythling, Southampton Airport, Eastleigh, Chandler's Ford, Bitterne, Woolston, Sholing, Netley, Hamble, Bursledon, Shawford and Winchester

Three Rivers aims to improve stations in the area of the rail routes that run alongside the main rivers between Salisbury, Winchester, Southampton and Bursledon – hence 'Three Rivers'. It is a group of local authorities, residents and the train industry, working to improve local stations, promote tourism, and train and bus service integration.

Find out more at threeriversrail.com/



Blackmore Vale Community Rail Partnership

Stations: Tisbury, Gillingham, Templecombe, Sherborne, Yeovil Junction and Crewkerne

The Blackmore Vale Line Community Rail Partnership is the local rail partnership, covering the stations of Tisbury, Gillingham, Templecombe, Sherborne, Yeovil Junction and Crewkerne on the West of England Line from London Waterloo to Exeter St Davids. Together with local people, station groups, businesses, and statutory and voluntary groups, the CRP promotes the area to prospective rail passengers and increases community involvement in its award-winning stations.

Find out more at blackmorevaletrains.com



South Wessex Community Rail Partnership

Covering the line running south of Westbury to Weymouth,
including Upwey and Weymouth.

Find out more at southwessexcrp.org.uk/



SATURDAY

Exeter, Yeovil and Salisbury to Basingstoke, Woking and London Waterloo

Notes	▼	▼	▼	▼	▼	▼	▼	▼	J	▼	▼	▼	▼	▼	▼	▼	▼	▼	▼	▼	▼	▼	▼	▼	▼	▼			
Exeter St Davids	d					0510			0640	0725		0824		0925		1025		1125		1225		1325		1425		1525		1625	
Exeter Central	d					0514			0645	0729		0828		0930		1030		1130		1230		1330		1430		1530		1630	
Pinhoe	d					0519			0650	0733		0833		0934		1034		1134		1234		1334		1434		1534		1634	
Cranbrook	d					0523			0654	0738		0837		0940		1039		1139		1239		1339		1439		1539		1639	
Whimple	d					0528			0659	0743		0842		0945				1144				1344				1544			
Feniton	d					0534			0705			0847				1047				1247				1447			1647		
Honiton	d					0541	0620		0713	0755		0855		0955		1055		1155		1255		1355		1455		1555		1655	
Axminster	d					0552	0631		0724	0806		0906		1006		1106		1206		1306		1406		1506		1606		1706	
Crewkerne	d					0605	0644		0737	0819		0919		1019		1119		1219		1319		1419		1519		1619		1719	
Yeovil Pen Mill	d																												
Yeovil Junction	a					0614	0653		0746	0828		0928		1028		1128		1228		1328		1428		1528		1628		1728	
Yeovil Junction	d					0620	0654		0753	0829		0929	0953	1029		1129		1229		1329		1429		1529		1629		1729	
Yeovil Pen Mill	a																												
Sherborne	d					0626	0700		0759	0835		0935	0959	1035		1135		1235		1335		1435		1535		1635		1735	
Templecombe	d					0634	0708		0807	0843		0943	1007	1043		1143		1243		1343		1443		1543		1643		1743	
Gillingham (Dorset)	d					0642	0717		0817	0851		0951	1017	1051		1151		1251		1351		1451		1551		1651		1751	
Tisbury	d					0652	0727		0827	0901		1001	1027	1101		1201		1301		1401		1501		1601		1701		1801	
Salisbury	a					0707	0742		0842	0916		1016	1042	1116		1216		1317		1417		1519		1615		1716		1816	
Salisbury	d	0515	0547	0621	0646	0721	0746	0821	0847	0921	0947	1021	1047	1121	1147	1221	1247	1321	1347	1421	1447	1521	1547	1621	1647	1721	1747	1821	1847
Southampton Central	a					0755c	0827c		0934c	1003c		1103c	1134c	1204c		1303c		1403c		1503c		1603c		1703c		1803c		1903c	
Portsmouth Harbour	a					0849c	0951c			1051c			1151c	1251c		1351c		1451c		1551c		1651c		1751c		1851c		1951c	
Grateley	d	0527	0559		0659		0759		0859		0959		1059		1159		1259		1359		1459		1559		1659		1759		1859
Andover	d	0535	0606	0638	0706	0738	0806	0838	0906	0938	1006	1038	1106	1138	1206	1238	1306	1338	1406	1438	1506	1538	1606	1638	1706	1738	1806	1838	1906
Whitchurch (Hants)	d	0543	0614		0714		0814		0914		1014		1114		1214		1314		1414		1514		1614		1714		1814		1914
Overton	d	0549	0620		0720		0820		0920		1020		1120		1220		1320		1420		1520		1620		1720		1820		1920
Basingstoke	a	0558	0629	0655	0729	0756	0829	0855	0929	0955	1029	1055	1129	1155	1229	1255	1329	1355	1429	1455	1529	1555	1629	1655	1729	1755	1829	1855	1929
Reading	a	0646b	0706b	0757b	0807b	0851b	0907b	0948b	1007b	1050b	1106b	1156b	1207b	1251b	1306b	1351b	1408b	1450b	1505b	1551b	1606b	1650b	1706b	1750b	1807b	1850b	1906b	1951b	2011b
Woking	a	0618	0653	0716	0749	0816	0849	0915	0949	1015	1049	1115	1149	1215	1249	1315	1349	1415	1449	1515	1550	1615	1649	1715	1749	1815	1849	1915	1949
Clapham Junction	a	0638		0738	0822b	0837	0911b	0936	1011b	1036	1111b	1139	1211b	1236	1311b	1336	1411b	1436	1511b	1536	1612b	1637	1711b	1737	1811b	1836	1911b	1936	2011b
London Waterloo	a	0649	0719	0749	0819	0849	0919	0949	1019	1049	1119	1149	1219	1249	1319	1349	1419	1449	1519	1549	1619	1649	1719	1749	1819	1849	1919	1949	2019

Late night and weekend trains may be altered due to engineering works.

Please check at southwesternrailway.com before travelling.

For guide to notes and symbols see end of timetable.

SATURDAY

Exeter, Yeovil and Salisbury to Basingstoke, Woking and London Waterloo

	Notes	▼	▼	▼	▼	▼																								
Exeter St Davids	d	1725	1825		1925	2025	2125	2300																						
Exeter Central	d	1730	1830		1930	2030	2130	2304																						
Pinhoe	d	1734	1834		1934	2034	2134	2309																						
Cranbrook	d	1739	1839		1939	2039	2139	2313																						
Whimble	d	1744			1944	2044	2144	2318																						
Feniton	d	1749	1847			2049	2149	2324																						
Honiton	d	1756	1855		1955	2056	2156	2332																						
Axminster	d	1808	1906		2006	2108	2208	2343																						
Crewkerne	d	1821	1919		2019	2121	2221	2356																						
Yeovil Pen Mill	d																													
Yeovil Junction	a	1829	1928		2028	2129	2229	0005																						
Yeovil Junction	d	1830	1929		2029	2130	2230	0006																						
Yeovil Pen Mill	a																													
Sherborne	d	1837	1935		2035	2137	2237																							
Templecombe	d	1844	1943		2043	2144	2244																							
Gillingham (Dorset)	d	1852	1951		2051	2152	2252																							
Tisbury	d	1903	2001		2101	2203	2303																							
Salisbury	a	1918	2016		2116	2218	2323	0041																						
Salisbury	d	1926	2026	2052	2126	2226																								
Southampton Central	a	2003c	2103c		2202c	2304c																								
Portsmouth Harbour	a	2051c	2151c		2250c	2350c																								
Grateley	d	1938	2038			2138	2238																							
Andover	d	1945	2045	2112	2145	2245																								
Whitchurch (Hants)	d	1953	2053		2153	2253																								
Overton	d	1959	2059		2159	2259																								
Basingstoke	a	2008	2108	2129	2208	2308																								
Reading	a	2050b	2150b	2219b	2250b	2355b																								
Woking	a	2030	2130	2149	2227	2328																								
Clapham Junction	a	2053	2153	2214b	2247	2348																								
London Waterloo	a	2104	2204	2219	2258	2359																								

Late night and weekend trains may be altered due to engineering works.
Please check at [southwesternrailway.com](https://www.southwesternrailway.com) before travelling.

For guide to notes and symbols see end of timetable.

SUNDAY

Exeter, Yeovil and Salisbury to Basingstoke, Woking and London Waterloo

Notes	▼	▼	▼	▼	▼	▼	▼	▼	▼	▼	▼	▼	▼	▼	▼	▼	▼	▼	▼	▼	▼	▼	▼	▼	▼	▼	▼	
Exeter St Davids	d																											
Exeter Central	d																											
Pinhoe	d																											
Cranbrook	d																											
Whimble	d																											
Feniton	d																											
Honiton	d																											
Axminster	d																											
Crewkerne	d																											
Yeovil Pen Mill	d																											
Yeovil Junction	a																											
Yeovil Junction	d																											
Yeovil Pen Mill	a																											
Sherborne	d																											
Templecombe	d																											
Gillingham (Dorset)	d																											
Tisbury	d																											
Salisbury	a																											
Southampton Central	d	0645	0727	0741	0827	0844	0927	0944	1027	1044	1127	1144	1227	1244	1327	1344	1427	1444	1527	1544	1627	1644	1727	1744	1827	1844	1927	2021
Portsmouth Harbour	a				0945c		1045c		1103c	1151c	1202c	1304c	1403c	1505c	1605c	1703c	1745c	1806c	1846c	1902c	1952c	2001c	2050c	2101c	2149c			
Grateley	d																											
Andover	d	0702	0739	0758	0845	0903	0945	1003	1045	1103	1145	1203	1245	1303	1345	1403	1445	1503	1545	1603	1645	1704	1745	1803	1845	1903	1945	2033
Whitchurch (Hants)	d																											
Overton	d																											
Basingstoke	a	0719	0809	0816	0902	0926	1003	1026	1103	1126	1204	1226	1303	1326	1403	1426	1503	1526	1603	1626	1703	1727	1803	1826	1903	1926	2003	2103
Reading	a	0832b		0844	0947	1047	1147	1247	1347	1449	1547	1647	1754	1806b	1906b	2006b	2106b	2232b										
Woking	a	0739	0828	0903b	0923	1002b	1024	1102b	1123	1203b	1223	1302b	1323	1402b	1423	1502b	1523	1553b	1623	1653b	1723	1753b	1823	1853b	1923	1953b	2023	2123
Clapham Junction	a	0805	0856	0929b	0947	1029b	1044	1129b	1144	1227b	1243	1327b	1343	1427b	1443	1527b	1543	1614b	1643	1714b	1743	1810	1843	1908	1943	2010	2043	2143
London Waterloo	a	0823	0912	0943b	1000	1043b	1057	1141b	1157	1237b	1254	1337b	1354	1437b	1454	1537b	1554	1624b	1654	1724b	1754	1819	1854	1917	1954	2019	2054	2154

Late night and weekend trains may be altered due to engineering works.
Please check at southwesternrailway.com before travelling.

For guide to notes and symbols see end of timetable.

SUNDAY

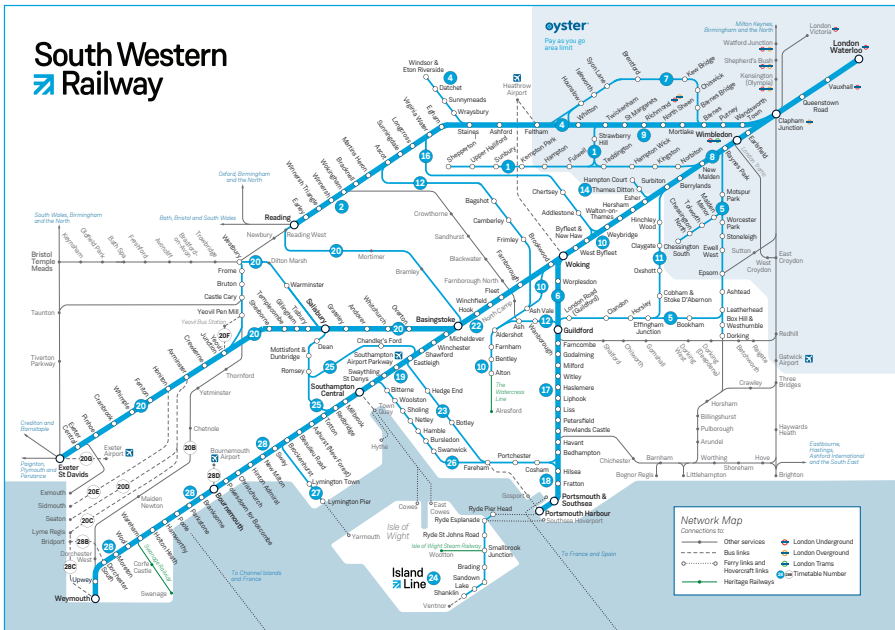
Exeter, Yeovil and Salisbury to Basingstoke, Woking and London Waterloo

Notes	▼	▼																									
Exeter St Davids	d	1925	2025	2125	2225	2313																					
Exeter Central	d	1930	2030	2130	2230	2318																					
Pinhoe	d	1934	2034	2134	2236	2323s																					
Cranbrook	d	1939	2039	2139	2240	2328s																					
Whimble	d	1944	2044	2144	2245																						
Feniton	d		2049	2149	2251																						
Honiton	d	1955	2056	2156	2258	2340s																					
Axminster	d	2006	2108	2208	2309	2352s																					
Crewkerne	d	2019	2121	2221	2322	0008s																					
Yeovil Pen Mill	d																										
Yeovil Junction	a	2028	2129	2229	2331	0017																					
Yeovil Junction	d	2029	2130	2230	2333																						
Yeovil Pen Mill	a																										
Sherborne	d	2035	2137	2237																							
Templecombe	d	2043	2144	2244																							
Gillingham (Dorset)	d	2051	2152	2252																							
Tisbury	d	2101	2203	2303																							
Salisbury	a	2116	2217	2317	0020																						
Salisbury	d	2121	2227																								
Southampton Central	a	2203c	2312c																								
Portsmouth Harbour	a	2249c	2356c																								
Grateley	d	2133	2239																								
Andover	d	2140	2246																								
Whitchurch (Hants)	d	2148	2254																								
Overton	d	2154	2300																								
Basingstoke	a	2203	2309																								
Reading	a																										
Woking	a	2223	2328																								
Clapham Junction	a	2243	2349																								
London Waterloo	a	2254	2358																								

Late night and weekend trains may be altered due to engineering works.
Please check at southwesternrailway.com before travelling.

For guide to notes and symbols see end of timetable.

South Western Railway



Changing trains

Most journeys shown in this timetable are direct trains, shown in **bold type**. However, you may be able to make other journeys or reach your destination more quickly by changing trains. To help you find these alternative trains, we show them in *light italic type*. A letter against the time will show where you need to change trains – please check the ‘Notes’ section for an explanation of these letters.

Please allow plenty of time to change trains. At most stations you will need to allow at least five minutes. You will need longer at some stations, and this is shown in the ‘Station information’ table in this timetable. For example ⑩ means you should allow 10 minutes to change trains at this station.

MONDAY TO FRIDAY
London Waterloo, Woking and Basingstoke to Salisbury, Yeovil and Exeter

Notes			▼	▼	▼	▼ B	▼	▼	▼	▼ B	▼	▼	▼ D	▼	▼	▼	▼	▼	▼	▼	▼	▼ G★	▼ ★	▼ ★									
London Waterloo	d				0635	0710	0750	0820	0850	0920		1020		1120		1220		1320		1420		1520		1620	1650	1723	1753						
Clapham Junction	d				0642u	0717u	0758u	0828u		0927u		1027u		1127u		1227u		1327u		1427u		1527u		1627u	1657u	1734b	1753						
Woking	d				0702	0736	0817	0846	0916	0946		1046		1146		1246		1346		1446		1546		1646u	1652b	1734b	1745b						
Reading	d				0640b	0657b	0800b	0823b	0859b	0933b	0952b	1033b	1052b	1132b	1151b	1232b	1251b	1332b	1352b	1432b	1505b	1532b	1552b	1607b	1659b	1715b	1757b						
Basingstoke	d				0724	0800	0838	0907	0938	1008	1038	1108	1138	1208	1238	1308	1338	1408	1438	1508	1538	1608	1638	1707	1738	1807	1838						
Overton	d				0733	0808	0846		0946		1046		1146		1246		1346		1446		1546		1646	1716	1747	1816	1847						
Whitchurch (Hants)	d				0738	0813	0851		0951		1051		1151		1251		1351		1451		1551		1651	1722	1752	1822	1853						
Andover	d				0746	0822	0900	0926	1002	1026	1100	1126	1200	1226	1300	1325	1400	1426	1500	1526	1600	1627	1700	1730	1801	1830	1901						
Grateley	d				0754	0830	0907		1010		1107		1207		1307		1407		1507		1607		1707	1738	1809	1838	1909						
Portsmouth Harbour	d				0601c		0721c		0823c		0923c		1023c		1123c		1223c		1323c		1423c		1523c		1623c		1723c						
Southampton Central	d				0533c	0647c		0810c	0837c	0911c		1011c		1110c		1211c		1311c		1411c	1437c	1511c		1609c	1637c	1711c	1737c	1810c	1840c				
Salisbury	a				0806	0843	0920	0945	1022	1044	1119	1143	1220	1244	1320	1344	1420	1444	1520	1545	1620	1644	1721	1750	1822	1850	1922						
Salisbury	d				0610	0738	0808	0847	0924	0947		1047	1124	1147		1247	1251		1347		1447	1525	1547		1647	1723	1754	1824	1854	1924			
Tisbury	d				0629	0757	0827	0906		1007		1106		1206		1306		1406		1506	1539	1607		1706	1737	1809	1838	1909	1938				
Gillingham (Dorset)	d				0551	0642	0811	0837a	0917		1018		1117		1217		1317		1417		1517	1548a	1618		1717	1752	1819	1852	1920	1954			
Templecombe	d				0558	0650	0819		0925		1025		1125		1225		1325		1425		1525		1625		1725	1800	1827	1859	1927	2001			
Sherborne	d				0606	0657	0826		0932		1033		1132		1232		1332		1432		1532		1633		1732	1807	1834	1907	1935	2009			
Yeovil Pen Mill	d												1256		1404																		
Yeovil Junction	a				0612	0703	0832		0938		1038		1138		1301	1238		1338		1409		1438		1538		1638		1738	1813	1840	1912	1940	2014
Yeovil Junction	d				0615	0707	0839		0942		1041		1139		1239		1339		1439		1539		1639		1739		1841	1916	1941	2019			
Yeovil Pen Mill	a								1052																	1921		2026					
Crewkerne	d				0625	0716	0849		0951		1051		1149		1249		1349		1449		1549		1649		1749		1850		1951				
Axminster	d				0550	0657z	0737	0903		1006		1105		1203		1303		1403		1503		1603		1703		1804		1905		2005			
Honiton	d				0604	0712	0752	0916		1018		1118		1216		1316		1416		1515		1616		1717		1816		1918		2017			
Feniton	d				0610	0718	0758	0922		1023		1121		1221		1321		1421		1521		1621		1722		1823		1923					
Whimple	d				0615	0723	0803	0927		1027		1126		1226		1324		1424		1526		1624		1724		1825		1925		2025			
Cranbrook	d				0619	0728	0808	0931		1031		1130		1229		1328		1429		1530		1629		1730		1830		1931		2030			
Pinhoe	d				0623	0732	0813	0935		1035		1134		1233		1332		1433		1534		1633		1734		1834		1935		2034			
Exeter Central	a				0628	0737	0817	0940		1039		1139		1237		1337		1437		1539		1637		1739		1838		1939		2038			
Exeter St Davids	a				0632	0745	0822	0945		1043		1143		1242		1342		1442		1543		1642		1744		1849		1944		2042			

Late night and weekend trains may be altered due to engineering works.
Please check at southwesternrailway.com before travelling.

★ Passengers travelling with cycles may not join or leave services at stations with train times shown in blue.
For guide to notes and symbols see end of timetable.

MONDAY TO FRIDAY

London Waterloo, Woking and Basingstoke to Salisbury, Yeovil and Exeter

Notes		▼ ★	▼ ★	▼	▼	▼	▼	▼	▼	▼	FX	FO													
London Waterloo	d	1823	1835b		1920		2020		2120		2220		2340	2340											
Clapham Junction	d	1814b			1927u		2027u		2127u		2227u		2347u	2347u											
Woking	d	1834b	1845b		1946u		2046		2146		2246		0009	0009											
Reading	d	1832b	1905b		1925b	1957b	2021b	2052b	2122b	2205b	2226b	2252b	2334b	2334b											
Basingstoke	d	1907	1939		2007	2038	2107	2138	2207	2238	2307	2338	0029	0029											
Overton	d	1916	1947		2016	2046	2116	2146	2216	2246	2316	2347	0037s	0037s											
Whitchurch (Hants)	d	1922	1952		2021	2051	2121	2151	2221	2251	2321	2353	0042s	0042s											
Andover	d	1930	2001		2030	2100	2129	2200	2229	2300	2329	0001	0051	0051											
Grateley	d	1938	2009		2038	2107	2137	2207	2237	2307	2337	0009	0058s	0058s											
Portsmouth Harbour	d	1824c			1923c		2023c				2123c														
Southampton Central	d	1911c	1937c		2011c		2111c				2238c			2342c											
Salisbury	a	1950	2021		2050	2120	2149	2220	2249	2322	2349	0021	0111	0111											
Salisbury	d	1954	2024		2054		2151				2351			0114											
Tisbury	d	2009	2038		2108		2208				0004s			0127s											
Gillingham (Dorset)	d	2020	2051		2119		2218				0015s			0137s											
Templecombe	d	2027	2059		2126		2226				0023s			0145s											
Sherborne	d	2035	2106		2134		2233				0030s			0153s											
Yeovil Pen Mill	d	2030		2130																					
Yeovil Junction	a	2035	2040	2135	2139		2239				0036			0159											
Yeovil Junction	d	2041	2117		2142		2240																		
Yeovil Pen Mill	a		2124																						
Crewkerne	d	2051			2152		2250																		
Axminster	d	2105			2206		2305																		
Honiton	d	2117			2218		2338n																		
Feniton	d	2123					2343																		
Whimple	d				2226		2348																		
Cranbrook	d	2130			2231		2353																		
Pinhoe	d	2134			2235		2357																		
Exeter Central	a	2139			2239		0001																		
Exeter St Davids	a	2143			2244		0005																		

Late night and weekend trains may be altered due to engineering works.
Please check at southwesternrailway.com before travelling.

★ Passengers travelling with cycles may not join or leave services at stations with train times shown in blue.
For guide to notes and symbols see end of timetable.

SATURDAY

London Waterloo, Woking and Basingstoke to Salisbury, Yeovil and Exeter

Notes				▼	▼	▼	▼	▼ K	▼	▼	▼	▼	▼	▼	▼	▼	▼	▼	▼	▼	▼	▼	▼	▼	▼					
London Waterloo	d				0635	0710	0750	0820	0850	0920	0950	1020	1050	1120	1150	1220	1250	1320	1350	1420	1450	1520	1550	1620	1650	1720				
Clapham Junction	d				0642u	0717u	0757u	0827u	0857u	0927u	0957u	1028u	1057u	1127u	1157u	1227u	1257u	1327u	1357u	1427u	1457u	1527u	1557u	1627u	1657u	1727u				
Woking	d				0702	0736	0816	0846	0916	0946	1016	1046	1116	1148	1216	1246	1316	1346	1416	1446	1516	1546	1616	1646	1716	1746				
Reading	d				0637b	0707b	0754b	0807b	0852b	0909b	0952b	1007b	1105b		1152b	1208b	1305b		1352b	1407b	1452b	1507b	1552b	1607b	1705b					
Basingstoke	d				0723	0759	0838	0908	0938	1008	1039	1109	1138	1208	1238	1308	1338	1407	1438	1508	1537	1608	1638	1708	1738	1808				
Overton	d				0731	0808	0846		0946		1047		1146		1246		1346		1446		1545		1646		1746					
Whitchurch (Hants)	d				0736	0813	0851		0951		1052		1151		1251		1351		1451		1550		1651		1751					
Andover	d				0745	0822	0900	0926	1000	1026	1101	1127	1200	1226	1300	1326	1400	1426	1500	1526	1600	1626	1700	1726	1800	1826				
Grateley	d				0752	0830	0907		1007		1108		1207		1307		1407		1507		1607		1707		1807					
Portsmouth Harbour	d				0608c		0723c		0823c		0923c		1023c		1123c		1223c		1323c		1423c		1523c		1623c		1723c			
Southampton Central	d				0657c		0810c		0910c		1010c		1110c		1210c		1310c		1410c		1510c		1610c		1710c		1810c			
Salisbury	a				0805	0843	0920	0942	1020	1042	1121	1144	1220	1243	1320	1342	1420	1442	1520	1543	1620	1642	1720	1742	1820	1843				
Salisbury	d			0615	0747	0813	0847		0947		1047		1147		1247		1347		1447		1547		1647		1747		1847			
Tisbury	d			0629	0801	0832	0906		1006		1106		1206		1306		1406		1506		1606		1706		1806		1908			
Gillingham (Dorset)	d			0642	0814	0900	0917		1017		1117		1217		1317		1417		1517		1617		1717		1817		1919			
Templecombe	d			0650	0822	0907	0925		1025		1125		1225		1325		1425		1525		1625		1725		1825		1926			
Sherborne	d			0657	0829	0915	0932		1032		1132		1232		1332		1432		1532		1632		1732		1832		1934			
Yeovil Pen Mill	d																													
Yeovil Junction	a			0703	0835	0920	0938		1038		1138		1238		1338		1438		1538		1638		1738		1838		1939			
Yeovil Junction	d			0615	0707	0839		0939		1039		1139		1239		1339		1439		1539		1639		1739		1839		1941		
Yeovil Pen Mill	a																													
Crewkerne	d			0624	0716	0849		0949		1049		1149		1249		1349		1449		1549		1649		1749		1849		1950		
Axminster	d	0552	0657z	0738	0903		1003		1103		1203		1303		1403		1503		1603		1703		1803		1903		2005			
Honiton	d	0604	0712	0754	0916		1016		1116		1216		1316		1416		1516		1616		1716		1816		1916		2016			
Feniton	d	0610	0718	0800	0921		1021		1121		1221		1321		1421		1521		1621		1721		1821		1921		2023			
Whimple	d	0615	0723	0805	0926				1124				1324				1524				1724				1924					
Cranbrook	d	0619	0728	0809	0931		1029		1128		1229		1328		1429		1528		1629		1728		1829		1928		2030			
Pinhoe	d	0623	0732	0813	0935		1033		1132		1233		1332		1433		1532		1633		1732		1833		1932					
Exeter Central	a	0628	0737	0818	0939		1037		1137		1237		1337		1437		1537		1637		1737		1837		1937		2037			
Exeter St Davids	a	0632	0743	0823	0943		1042		1142		1242		1342		1442		1542		1643		1742		1841		1942		2042			

Late night and weekend trains may be altered due to engineering works.

Please check at southwesternrailway.com before travelling.

For guide to notes and symbols see end of timetable.

SATURDAY

London Waterloo, Woking and Basingstoke to Salisbury, Yeovil and Exeter

	Notes	▼ B	▼	▼	▼	▼	▼	▼	▼																		
London Waterloo	d	1750	1820		1850	1920	1950	2020	2050	2120	2220	2250	2339														
Clapham Junction	d	1757u	1827u		1857u	1927u	1957u	2027u	2057u	2127u	2227u	2257u	2346u														
Woking	d	1816	1846		1916	1946	2016	2046	2116	2146	2247	2316	0008														
Reading	d	1752b	1812b		1905b	1932b	2005b		2105b	2135b	2235b	2305b															
Basingstoke	d	1838	1908		1938	2008	2038	2108	2138	2208	2308	2340	0029														
Overton	d	1846			1946		2046		2146	2216	2317	2349	0038s														
Whitchurch (Hants)	d	1851			1951		2051		2151	2221	2322	2355	0043s														
Andover	d	1900	1926		2000	2026		2126	2200	2230	2330	0003	0051														
Grateley	d	1907			2007		2107		2207	2237	2338	0011	0059s														
Portsmouth Harbour	d		1823c			1923c		2023c																			
Southampton Central	d	1837c	1910c			2010c		2112c		2137c																	
Salisbury	a	1920	1943		2020	2045	2120	2144	2220	2249	2350	0024	0111														
Salisbury	d	1927	1947			2047		2148		2254																	
Tisbury	d		2006			2106		2206		2309s																	
Gillingham (Dorset)	d		2017			2117		2217		2319s																	
Templecombe	d		2025			2125		2225		2327s																	
Sherborne	d		2032			2132		2232		2334s																	
Yeovil Pen Mill	d	2039		2039																							
Yeovil Junction	a	2038	2045		2138		2238		2340																		
Yeovil Junction	d		2039			2139		2239																			
Yeovil Pen Mill	a																										
Crewkerne	d		2049			2149		2249																			
Axminster	d		2103			2203		2303																			
Honiton	d		2117			2217		2315a																			
Feniton	d					2222																					
Whimple	d		2125			2227																					
Cranbrook	d		2129			2232																					
Pinhoe	d		2133			2236																					
Exeter Central	a		2138			2240																					
Exeter St Davids	a		2142			2245																					

Late night and weekend trains may be altered due to engineering works.
Please check at southwesternrailway.com before travelling.

For guide to notes and symbols see end of timetable.

SUNDAY

London Waterloo, Woking and Basingstoke to Salisbury, Yeovil and Exeter

Notes		▼	▼	▼	▼	▼	▼	▼	▼	▼	▼	▼	▼	▼	▼	▼	▼	▼	▼	▼	▼	▼	▼	▼	▼	▼			
London Waterloo	d			0815	0835b	0915	0935b	1015	1035b	1115	1135b	1215	1235b	1315	1335b	1415	1435b	1520	1535c	1620	1635c	1720	1745	1820	1845	1920	1945	2020	2045
Clapham Junction	d			0823u	0845b	0924u	0945b	1023u	1045b	1123u	1145b	1223u	1242b	1323u	1342b	1423u	1442b	1527u	1542c	1627u	1642c	1727u	1753u	1827u	1853u	1927u	1953u	2027u	2053u
Woking	d			0846	0907b	0946	1007b	1046	1107b	1146	1207b	1246	1307b	1345	1407b	1446	1507b	1546	1607c	1646	1707c	1746	1813	1846	1913	1946	2013	2046	2114
Reading	d			0737b	0912		1012		1112		1212		1312		1412		1512		1612		1712		1752b		1852b		1952b		2052b
Basingstoke	d		0804	0907	0933	1007	1033	1107	1131	1207	1231	1307	1331	1407	1431	1507	1531	1607	1631	1707	1731	1807	1834	1907	1934	2007	2034	2107	2135
Overton	d		0812		0942		1042		1140		1240		1340		1440		1540		1640		1739		1843		1943		2043		2143
Whitchurch (Hants)	d		0817		0947		1047		1145		1245		1345		1445		1545		1645		1744		1848		1948		2048		2148
Andover	d		0826	0924	0957	1026	1057	1125	1154	1224	1254	1325	1354	1424	1453	1524	1553	1625	1654	1724	1753	1825	1856	1925	1956	2025	2056	2126	2157
Grateley	d		0833		1005		1105		1201		1301		1401		1501		1601		1701		1800		1905		2005		2105		2205
Portsmouth Harbour	d					0908c		1001v		1108c		1208c		1308c		1408c		1508c		1608c		1708c		1808c		1908c		2008c	
Southampton Central	d					0957c		1057c		1157c		1257c	1310c	1357c		1457c	1510c	1557c		1657c		1757c		1857c		1957c		2058c	
Salisbury	a		0846	0941	1018	1043	1118	1142	1214	1242	1314	1343	1414	1442	1514	1540	1613	1646	1715	1742	1815	1842	1917	1943	2017	2042	2117	2143	2217
Salisbury	d	0654	0847	0947		1047		1147		1247		1347	1419	1447		1547	1614	1647		1747		1847		1947		2047		2147	
Tisbury	d	0706	0906	1007		1106		1206		1306		1406	1433	1506		1606	1633	1706		1806		1906		2006		2106		2207	
Gillingham (Dorset)	d	0717	0917	1018		1117		1217		1317		1417	1451	1517		1617	1643a	1717		1817		1917		2017		2117		2218	
Templecombe	d	0725	0925	1025		1125		1225		1325		1425	1458	1525		1625		1725		1825		1925		2025		2125		2225	
Sherborne	d	0732	0932	1033		1132		1232		1332		1432	1506	1532		1632		1732		1832		1932		2032		2132		2233	
Yeovil Pen Mill	d																												
Yeovil Junction	a	0738	0938	1038		1138		1238		1338		1438	1511	1538		1638		1738		1838		1938		2038		2138		2238	
Yeovil Junction	d	0739	0939	1039		1139		1239		1339		1439	1516	1539		1639		1739		1839		1940		2039		2139			
Yeovil Pen Mill	a											1521																	
Crewkerne	d	0749	0949	1049		1149		1249		1349		1449		1549		1649		1749		1849		1950		2049		2149			
Axminster	d	0804	1003	1103		1203		1303		1403		1503		1603		1703		1803		1903		2004		2103		2204			
Honiton	d	0817	1016	1116		1216		1316		1416		1516		1616		1716		1816		1916		2017		2117		2217			
Feniton	d	0822	1021			1221				1421				1621				1821				2022				2221			
Whimble	d	0827	1026	1124				1324				1524				1724				1924				2125		2227			
Cranbrook	d	0832	1031	1128		1229		1328		1429		1528		1629		1728		1829		1928		2030		2128		2232			
Pinhoe	d	0836	1035	1132		1233		1332		1433		1532		1633		1732		1833		1932		2034		2132		2236			
Exeter Central	a	0842	1039	1137		1237		1337		1437		1537		1637		1737		1837		1937		2038		2138		2240			
Exeter St Davids	a	0847	1044	1142		1243		1343		1442		1542		1642		1746		1842		1942		2043		2143		2244			

Late night and weekend trains may be altered due to engineering works.

Please check at southwesternrailway.com before travelling.

For guide to notes and symbols see end of timetable.

GUIDE TO NOTES AND SYMBOLS

First Class accommodation also available on all trains shown in **bold type** except GWR services.

B Runs via Westbury - see table 20A.

C Also has portion from Frome - see table 20A.

D Train divides at Salisbury. Please travel in correct portion.

G Continues to Castle Cary, Bruton, Frome and Westbury - see table 20A.

J Also has portion from Castle Cary - see table 20A.

K To Frome - see table 20A.

FX Service does **not** run on Friday.

FO Service runs on Friday only.

GW Operated by Great Western Railway. Standard class ONLY.

 Train divides.

 Train attaches to another.

a Arrival time.

b Change at Basingstoke.

c Change at Salisbury.

d Departure time.

n Arrives Honiton at 2316.

All services shown in **bold type** are operated by South Western Railway except where shown.

s Stops to let passengers leave the train only.

u Stops to let passengers join the train only.

v Change at Fratton and Salisbury.

z Arrives Axminster at 0644.

▼ Cycles only carried with advance reservation.


★ **Passengers travelling with cycles may not join or leave services at stations with train times shown in blue.**


↔ Woking - Railair coach link between Woking station and Heathrow Airport. Visit firstbus.co.uk/railair for details.

⊖ Interchange for London Underground. Visit tfl.gov.uk for details.

P Car Park.

⑦ Minimum connection time where different from the standard five minutes.

 Station for Southampton City Centre and the Docks. Also buses for Red Funnel Ferries to Cowes, Isle of Wight, (redfunnel.co.uk) and the Hythe ferry (hytheferry.co.uk).

 Interchange for high-speed catamaran to Ryde, Isle of Wight.

Shipping services operated by Wightlink Ltd, Isle of Wight Ferries, P.O. Box 59, Portsmouth, PO1 2XB.

Telephone **0333 999 7333**

(calls charged at local rate) or visit wightlink.co.uk

Also change at Portsmouth Harbour for the Gosport Ferry. Visit gospportferry.co.uk

Cycle reservations

A cycle space must be reserved in advance when a ▼ symbol appears above the train.



Cycles on trains - Monday to Friday

At peak times the following restrictions apply in the area bounded by Reading, Hook, Alton, Guildford and Dorking.

Passengers travelling with cycles may not join or leave services timed to arrive at London Waterloo between 0715 and 1000 inclusive or timed to depart London Waterloo between 1645 and 1900 inclusive.

STATION INFORMATION

See notes for explanation of symbols.

Exeter St Davids	P	⑥
Exeter Central	P	
Pinhoe		
Cranbrook	P	
Whimple	P	
Feniton	P	
Honiton	P	
Axminster	P	
Crewkerne	P	
Yeovil Junction	P	
Sherborne	P	
Templecombe	P	
Gillingham (Dorset)	P	
Tisbury	P	
Salisbury	P	
Southampton Central	P	
Portsmouth Harbour		
Grateley	P	
Andover	P	
Whitchurch (Hants)	P	
Overton	P	
Basingstoke	P	
Reading	P	⑦
Woking	P	↔
Clapham Junction		⑩
London Waterloo	⊖	⑮

MONDAY TO FRIDAY

	Notes	0▼ ★	0▼	0▼ J	0▼ J	0▼ L	0▼ J													
Yeovil Pen Mill	d	0658	1059	1331	1500	1923	2152													
Castle Cary	d	0712	1114	1345	1514	1938	2220													
Bruton	d	0717	1119	1350	1519	1943	2225													
Frome	d	0729	1131	1402	1531	1956	2245													
Westbury	d	0742	1144	1415	1544	2005a	2314													
Warminster	d	0750	1152	1423	1553		2321													
Salisbury	a	0811	1211	1443	1612		2341													
Salisbury	d	0815	1221	1447	1621															
Graley	a	0827		1459																
Andover	a	0834	1237	1505	1637															
Whitchurch (Hants)	a	0843		1514																
Overton	a	0849		1520																
Basingstoke	a	0858	1255	1528	1655															
Woking	a	0918	1315	1550	1716															
Clapham Junction	a	0938	1336	1612e	1737															
London Waterloo	a	0951	1349	1618	1751															

STATION INFORMATION

For a guide to notes and symbols, see next page.

Yeovil Pen Mill	P	
Castle Cary	P	
Bruton	P	
Frome	P	
Westbury	P	
Warminster	P	
Salisbury	P	
Graley	P	
Andover	P	
Whitchurch	P	
Overton	P	
Basingstoke	P	
Woking	P	←
Clapham Junction		10
London Waterloo	⊖	15

For the complete service between Salisbury, Andover and London Waterloo, also trains from Yeovil Junction, please see earlier pages.

For details of the complete service between Westbury and Salisbury, also Yeovil Pen Mill to Westbury and Weymouth, please see Great Western Railway publicity.

★ Passengers travelling with cycles may not join or leave services at stations with train times shown in blue.

Late night and weekend trains may be altered due to engineering works.

Please check at southwesternrailway.com before travelling.

SATURDAY

	Notes	07	11	13	15	17	19	21	23	25	27	29	31
Yeovil Pen Mill	d												
Castle Cary	d	0736											
Bruton	d	0741											
Frome	d	0754	1130										
Westbury	d	0810	1143	2312									
Warminster	d	0818	1150	2319									
Salisbury	a	0838	1211	2340									
Salisbury	d	0847	1221										
Grateley	a	0859											
Andover	a	0905	1237										
Whitchurch (Hants)	a	0914											
Overton	a	0920											
Basingstoke	a	0929	1255										
Woking	a	0949	1315										
Clapham Junction	a	1011b	1336										
London Waterloo	a	1019	1349										

SUNDAY

09	11	13	15	17	19	21	23	25	27	29	31
0953											
1007											
1012											
1024											
1043											
1051											
1112											
1127											
1143											
1204											
1223											
1243											
1254											

NOTES TO THIS TABLE

- J** From Yeovil Junction.
- L** From London Waterloo via Sherborne and Yeovil Junction (see main timetable).
- a** Arrival time.
- b** Change at Basingstoke.
- d** Departure time.
- 1** First Class accommodation also available.
- ▼** Cycles only carried with advance reservation.
- ←** Woking - Railair coach link between Woking station and Heathrow Airport. Visit firstbus.co.uk/railair for details.
- ⊖** Interchange for London Underground. Visit tfl.gov.uk for details.
- Ⓟ** Car Park.
- ⌚** Minimum connection time where different from the standard five minutes.
- ★** Passengers travelling with cycles may not join or leave services at stations with train times shown in blue.

For the complete service between Salisbury, Andover and London Waterloo, also trains from Yeovil Junction, please see earlier pages.

For details of the complete service between Westbury and Salisbury, also Yeovil Pen Mill to Westbury and Weymouth, please see Great Western Railway publicity.

Late night and weekend trains may be altered due to engineering works. Please check at southwesternrailway.com before travelling.

MONDAY TO FRIDAY

	Notes	0▼	0▼ V	0▼ D																
London Waterloo	d	0750	0920b	1120																
Clapham Junction	d	0758u	0927b	1127																
Woking	d	0817	0946b	1146																
Basingstoke	d	0838	1038	1208																
Overton	d	0846	1046																	
Whitchurch (Hants)	d	0851	1051																	
Andover	d	0900	1100	1226																
Grateley	d	0907	1107																	
Salisbury	a	0920	1119	1244																
Salisbury	d	0924	1124	1251																
Warminster	a	0943	1143	1311																
Westbury	a	0952	1152	1319																
Frome	a	1005	1221	1332																
Bruton	a	1016	1232	1344																
Castle Cary	a	1038	1239	1349																
Yeovil Pen Mill	a	1052	1254	1402																

STATION INFORMATION

For a guide to notes and symbols, see next page.

London Waterloo	⊖	⓫
Clapham Junction		⓫
Woking	P	←
Basingstoke	P	
Overton	P	
Whitchurch	P	
Andover	P	
Grateley	P	
Salisbury	P	
Warminster	P	
Westbury	P	
Frome	P	
Bruton	P	
Castle Cary	P	
Yeovil Pen Mill	P	

For the complete service between London Waterloo, Andover and Salisbury, also trains to Yeovil Junction, please see earlier pages.

For details of the complete service between Salisbury and Westbury, also Weymouth and Westbury to Yeovil Pen Mill, please see Great Western Railway publicity.

Late night and weekend trains may be altered due to engineering works.

Please check at southwesternrailway.com before travelling.

SATURDAY

	Notes	▼	▼								
		▼	V								
London Waterloo	d	0850	1750								
Clapham Junction	d	0857u	1757u								
Woking	d	0916	1816								
Basingstoke	d	0938	1838								
Overton	d	0946	1846								
Whitchurch (Hants)	d	0951	1851								
Andover	d	1000	1900								
Grateley	d	1007	1907								
Salisbury	a	1020	1920								
Salisbury	d	1025	1927								
Warminster	a	1045	1946								
Westbury	a	1053	1954								
Frome	a	1106	2007								
Bruton	a		2019								
Castle Cary	a		2024								
Yeovil Pen Mill	a		2037								

SUNDAY

NOTES TO THIS TABLE

- V** Continues to Yeovil Junction.
- D** Train divides at Salisbury, please ensure you are in correct portion. Train continues to Yeovil Junction
- a** Arrival time.
- b** Change at Basingstoke.
- d** Departure time.
- u** Stops to let passengers join the train only.
- 1** First Class accommodation also available.
- ▼** Cycles only carried with advance reservation.
- ←** Woking - Railair coach link between Woking station and Heathrow Airport. Visit firstbus.co.uk/railair for details.
- ⇄** Interchange for London Underground. Visit tfl.gov.uk for details.
- P** Car Park.
- ⌚** Minimum connection time where different from the standard five minutes.

For the complete service between London Waterloo, Andover and Salisbury, also trains to Yeovil Junction, please see earlier pages.

For details of the complete service between Salisbury and Westbury also Weymouth and Westbury to Yeovil Pen Mill, please see Great Western Railway publicity.

Late night and weekend trains may be altered due to engineering works.
Please check at southwesternrailway.com before travelling.

20B Yeovil Pen Mill - Weymouth

MONDAY TO FRIDAY

	Notes																																								
Yeovil Pen Mill	d	0733	0934	1133	1332	1532	1732	1855	1951	2221																															
Dorchester West	d	0808	1018	1213	1413	1613	1813	1923	2027	2255																															
Upwey	d	0817	1026	1222	1422	1622	1822	1931	2036	2303																															
Weymouth	a	0823	1031	1227	1427	1627	1827	1936	2041	2308																															

SATURDAY

	Notes			A	A						B	A																													
Yeovil Pen Mill	d	0733	0936	1027	1054	1134	1333	1533	1736	1853	1933	1940	2222																												
Dorchester West	d	0813	1018	1057	1122	1213	1413	1613	1813	1923	2010	2014	2256																												
Upwey	d	0822	1027		1131	1222	1422	1622	1822	1932	2019	2023	2304																												
Weymouth	a	0827	1032	1108	1136	1227	1427	1627	1827	1937	2024	2028	2309																												

SUNDAY

0947	1100	1314	1509	1918	2221																																			
1026	1139	1348	1543	1952	2255																																			
1037	1147	1356	1552	2000	2304																																			
1042	1152	1401	1557	2005	2309																																			

NOTES

Operated by Great Western Railway.

For details of seat and cycle reservation requirements and also catering facilities, please refer to Great Western Railway publications.

Times shown in green

Times shown in green type vary during the period of the timetable.

Please see note next to time.

- A** Runs until 9 September 2023.
- B** Runs from 16 September 2023.
- a** Arrival time.
- d** Departure time.

STATION INFORMATION

For a guide to notes and symbols, see end of main timetable.

Yeovil Pen Mill	P	
Dorchester West		
Upwey	P	S
Weymouth	P	S

Late night and weekend trains may be altered due to engineering works.

20B Weymouth - Yeovil Pen Mill

MONDAY TO FRIDAY

	Notes									FX										
Weymouth	d	0638	0733	0930	1129	1328	1528	1728	2014	2128										
Upwey	d	0643	0738	0935	1134	1333	1533	1733	2019	2133										
Dorchester West	d	0651	0746	0944	1143	1342	1544	1742	2027	2141										
Yeovil Pen Mill	a	0726	0821	1021	1220	1419	1619	1819	2102	2216										

SATURDAY

	Notes								A	A				
Weymouth	d	0638	0733	0930	1130	1330	1530	1735	1845	1940	2018			
Upwey	d	0643	0738	0935	1135	1335	1535	1740	1850	1951	2023			
Dorchester West	d	0651	0746	0944	1144	1344	1544	1748	1859	1951	2032			
Yeovil Pen Mill	a	0726	0821	1023	1221	1420	1620	1823	1936	2027	2107			

SUNDAY

0801	1058	1415	1608	1753	2011									
	1103	1420	1613	1758	2016									
0812	1112	1428	1621	1806	2024									
0847	1147	1503	1656	1841	2059									

NOTES

Operated by Great Western Railway.

For details of seat and cycle reservation requirements and also catering facilities, please refer to Great Western Railway publications.

Times shown in green

Times shown in green type vary during the period of the timetable.
Please see note next to time.

- A Runs until 9 September 2023.
- FX Service does not run on Friday.
- a Arrival time.
- d Departure time.

Late night and weekend trains may be altered due to engineering works.

STATION INFORMATION

For a guide to notes and symbols, see end of main timetable.

Yeovil Pen Mill	P	
Dorchester West		
Upwey	P	S
Weymouth	P	S

20C Axminster - Lyme Regis - Bridport Bus Service

Operated by First Wessex X51, X53 – Tel: 0345 6460707
 firstbus.co.uk/wessex

MONDAY TO FRIDAY - until 2 June 2023

Notes														
Axminster Rail Station	d	0815	0915	1015	1115	1215	1315	1415	1526	1625	1725	1820		
Lyme Regis Post Office	a	0839	0939	1039	1139	1239	1339	1439	1550	1649	1749	1842		
Bridport Bus Station	a	0911	1011	1111	1211	1311	1411	1511	1622	1721	1819	1911		

Notes														
Bridport Bus Station	d	0636	0754	0848	0951	1051	1151	1251	1351	SH	Sch	SH	Sch	1651
Lyme Regis Square	d	0704	0826	0916	1024	1124	1224	1324	1424	1524	1539	1622	1639	1724
Axminster Rail Station	a	0727	0852	0939	1050	1150	1250	1350	1450	1550	1605	1648	1705	1750

SATURDAY - until 3 June 2023

Notes														
Axminster Rail Station	d	0815	0915	1015	1115	1215	1315	1415	1515	1615	1715	1815		
Lyme Regis Post Office	a	0839	0939	1039	1139	1239	1339	1439	1539	1639	1739	1837		
Bridport Bus Station	a	0911	1011	1111	1211	1311	1411	1511	1622	1721	1819	1911		

Notes														
Bridport Bus Station	d	0655	0752	0851	0951	1051	1151	1251	1351	1451	1551	1651		
Lyme Regis Square	d	0725	0824	0924	1024	1124	1224	1324	1424	1524	1624	1724		
Axminster Rail Station	a	0750	0850	0950	1050	1150	1250	1350	1450	1550	1650	1750		

NOTES SH - School Holidays only. a - Arrival time.
 Sch - School days only. d - Departure time.

NO SERVICE on Sundays or Public Holidays until Sunday 4 June 2023.

Rail tickets to 'Lyme Regis Bus X53' are valid to Bridport.

MONDAY TO FRIDAY - from 5 June until 15 September 2023

<i>Notes</i>																														
Axminster Rail Station	d	0815	0915	1015	1115	1215	1315	1415	1525	1619	1720	1815	1915																	
Lyme Regis Post Office	a	0842	0942	1042	1142	1242	1342	1442	1552	1646	1747	1840	1937																	
Bridport Bus Station	a	0920	1020	1120	1220	1320	1420	1520	1630	1724	1825	1908	2005																	

<i>Notes</i>										SH	Sch	SH	Sch																	
Bridport Bus Station	d	0640	0754	0847	0945	1045	1145	1245	1345	1445	1501	1545	1609	1645	1745															
Lyme Regis Square	d	0704	0821	0921	1021	1121	1221	1321	1421	1521	1537	1621	1642	1721	1821															
Axminster Rail Station	a	0725	0846	0950	1050	1150	1250	1350	1450	1550	1606	1650	1708	1750	1845															

SATURDAY - from 10 June until 16 September 2023

<i>Notes</i>														
Axminster Rail Station	d	0815	0915	1015	1115	1215	1315	1415	1515	1615	1715	1815	1915	
Lyme Regis Post Office	a	0842	0942	1042	1142	1242	1342	1442	1542	1642	1742	1840	1937	
Bridport Bus Station	a	0920	1020	1120	1220	1320	1420	1520	1620	1720	1820	1908	2005	

<i>Notes</i>														
Bridport Bus Station	d	0705	0754	0847	0945	1045	1145	1245	1345	1445	1545	1645	1745	
Lyme Regis Square	d	0729	0821	0921	1021	1121	1221	1321	1421	1521	1621	1721	1821	
Axminster Rail Station	a	0750	0846	0950	1050	1150	1250	1350	1450	1550	1650	1750	1845	

SUNDAY - from 4 June until 10 Sept 2023

0915	1015	1115	1215	1315	1415	1515	1615	1715	1815				
0942	1042	1142	1242	1342	1442	1542	1642	1742	1840				
1020	1120	1220	1320	1420	1520	1620	1720	1820	1908				

0752	0847	0945	1045	1145	1245	1345	1445	1545	1645				
0825	0921	1021	1121	1221	1321	1421	1521	1621	1721				
0850	0950	1050	1150	1250	1350	1450	1550	1650	1750				

NOTES SH - School Holidays only. a - Arrival time.
 Sch - School days only. d - Departure time.

Rail tickets to 'Lyme Regis Bus X53' are valid to Bridport.

A reduced service will operate from 17 September 2023.

20D Axminster - Seaton - Beer Bus ServiceOperated by AVMT Buses 885 - Tel: 01297 625959
avmtbustimes.wixsite.com/mysite**MONDAY TO FRIDAY**

Notes																													
Axminster Rail Station	d	0732	0840	0915	1015	1115	1215	1315	1415	1535	1715	1842																	
Seaton (Marine Place)	a	0800	0909	0944	1044	1144	1244	1344	1444	1604	1744	1910																	
Beer Cross	a			0958	1058	1158	1258	1358		1658b	1758																		

Notes																													
Beer Cross	d		0750		1004	1100	1204	1300	1404		1704																		
Seaton Sea Front	d	0645	0800	0920	1020	1120	1220	1320	1420	1620	1720																		
Axminster Rail Station	a	0711	0825	0945	1045	1145	1245	1345	1445	1645	1745																		

SATURDAY

Notes																													
Axminster Rail Station	d	0840	1015	1115	1215	1315	1415	1535	1715	1842																			
Seaton (Marine Place)	a	0909	1044	1144	1244	1344	1444	1604	1744	1910																			
Beer Cross	a		1058	1158	1258	1358		1658b	1758																				

Notes																													
Beer Cross	d	0750		1004	1100	1204	1300	1404		1704																			
Seaton Sea Front	d	0800	0920	1020	1120	1220	1320	1420	1620	1720																			
Axminster Rail Station	a	0825	0945	1045	1145	1245	1345	1445	1645	1745																			

NOTES

a - Arrival time.

b - Change at Seaton.

d - Departure time.

NO SERVICE on Sundays or Public Holidays.

MONDAY TO FRIDAY

<i>Notes</i>																					
Honiton Rail Station	d	0808	0928	1033	1133	1233	1333	1433	1533	1633	1758	1853	1948								
Sidmouth Triangle	a	0857	1007	1112	1212	1312	1412	1512	1611	1711	1828	1923	2018								

<i>Notes</i>																					
Sidmouth Triangle	d	0731	0811	0950	1050	1150	1250	1350	1450	1554	1714	1809	1904								
Honiton Rail Station	a	0808	0848	1033	1133	1233	1333	1433	1533	1633	1758	1853	1948								

SATURDAY

<i>Notes</i>																					
Honiton Rail Station	d	0808	0928	1028	1128	1228	1328	1427	1528	1633	1735	1838	1938								
Sidmouth Triangle	a	0847	1007	1107	1207	1307	1407	1507	1606	1711	1813	1908	2008								

<i>Notes</i>																					
Sidmouth Triangle	d	0729	0853	0953	1054	1154	1254	1354	1454	1558	1700	1800	1857								
Honiton Rail Station	a	0808	0928	1028	1128	1228	1328	1428	1528	1633	1735	1838	1938								

NOTES

- a - Arrival time.
- d - Departure time.

SUNDAY

			The Sunday service will also run on Public Holidays.
1128	1628		
1205	1705		
1215	1715		
1248	1748		

MONDAY TO SATURDAY

Notes		SSH							SSH																		
Yeovil Junction	d	0725	0845	0945	1045	1145	1245	1345	1445	1545	1645	1745	1845														
Yeovil Bus Station	a	0734	0849	0949	1049	1149	1249	1349	1449	1549	1649	1749	1849														
Yeovil Pen Mill	a	0750	0900	1000	1100	1200	1300	1400	1500	1600	1700	1800															

Notes			SSH	SSH												SSH	SSH										
Yeovil Pen Mill *	d		0750	0900			1000		1100		1200		1300		1400		1500		1600		1700		1800				
Yeovil Bus Station	d	0655	0756a	0815	0906a	0915	1006a	1015	1106a	1115	1206a	1215	1306a	1315	1406a	1415	1506a	1515	1606a	1615	1706a	1715	1806a	1815			
Yeovil Junction	a	0700		0820		0920		1020		1120		1220		1320		1420		1520		1620		1720		1820			

NOTES

a - Arrival time.
d - Departure time.

SSH - Saturdays and School Holidays only.
* - opposite the ticket office entrance

NO SERVICE on Sundays or Public Holidays.

Where buses from Yeovil Pen Mill continue to Yeovil Junction after a wait at the Bus Station, through passengers may remain on board.

20G Exeter St Davids - Exeter Airport Bus ServiceOperated by Stagecoach South West 4A - Tel: 0345 810 1000
stagecoachbus.com/timetables**MONDAY TO FRIDAY**

Notes																													
Exeter St Davids #	d	0455	0530	0600	0620	0645	0710	0730	0750	0810	0830	0850	0910	0930	0950	1010	1030	1050	1110	1130	1150	1210	1230	1250	1310	1330	1350	1410	1430
Exeter Airport	a	0522	0557	0627	0647	0712	0737	0804	0824	0844	0904	0924	0945	1005	1025	1045	1105	1125	1145	1205	1225	1245	1305	1325	1345	1405	1425	1445	1505

Notes																													
Exeter St Davids #	d	1450	1510	1535	1610	1640	1710	1730	1745	1810	1845	1855	2000	2100	2200	2300	2359												
Exeter Airport	a	1529	1551	1616	1654	1724	1754	1812	1827	1841	1916	1925	2029	2129	2229	2329	0029												

SATURDAY

Notes																													
Exeter St Davids #	d	0455	0545	0645	0710	0730	0750	0810	0830	0850	0910	0930	0950	1010	1030	1050	1110	1130	1150	1210	1230	1250	1310	1330	1350	1410	1430	1450	1510
Exeter Airport	a	0522	0612	0712	0737	0759	0819	0839	0859	0919	0942	1005	1025	1045	1105	1125	1145	1205	1225	1245	1305	1325	1345	1405	1425	1445	1505	1527	1548

Notes																													
Exeter St Davids #	d	1535	1610	1640	1710	1730	1745	1810	1845	1855	2000	2100	2200	2300	2359														
Exeter Airport	a	1614	1643	1713	1743	1803	1816	1841	1916	1925	2029	2129	2229	2329	0029														

SUNDAY and PUBLIC HOLIDAYS

Notes																													
Exeter St Davids #	d	0800	0900	1000	1100	1200	1300	1400	1500	1600	1700	1800	1900	2000	2100	2200	2300												
Exeter Airport	a	0834	0934	1034	1134	1234	1334	1434	1540	1643	1743	1830	1925	2025	2125	2225	2325												

NOTES
 a - Arrival time.
 d - Departure time.

- Buses use the station forecourt, stop B.

20G Exeter Airport - Exeter St Davids Bus Service

Operated by Stagecoach South West 4A – Tel: 0345 810 1000
stagecoachbus.com/timetables

MONDAY TO FRIDAY

Notes																														
Exeter Airport	d	0524	0558	0637	0657	0718	0750	0810	0831	0853	0911	0933	0953	1013	1033	1053	1113	1133	1153	1213	1233	1253	1313	1333	1353	1413	1433	1453	1514	
Exeter St Davids #	a	0549	0623	0702	0722	0745	0827	0847	0908	0930	0948	1008	1028	1048	1108	1128	1148	1208	1228	1248	1308	1328	1348	1408	1428	1448	1509	1529	1550	
Notes																														
Exeter Airport	d	1534	1603	1623	1707	1733	1805	1824	1830	1848	1916	1925	2035	2135	2235	2335														
Exeter St Davids #	a	1610	1639	1659	1743	1807	1831	1850	1856	1913	1940	1949	2059	2159	2259	2359														

SATURDAY

Notes																														
Exeter Airport	d	0532	0622	0715	0748	0808	0834	0854	0914	0933	0953	1013	1033	1053	1113	1133	1153	1213	1233	1253	1313	1333	1353	1413	1433	1453	1514	1534	1603	
Exeter St Davids #	a	0556	0646	0739	0814	0834	0900	0920	0942	1009	1029	1049	1109	1129	1149	1209	1229	1249	1309	1329	1349	1409	1429	1449	1509	1523	1543	1603	1632	
Notes																														
Exeter Airport	d	1623	1647	1715	1745	1805	1824	1848	1916	1926	2035	2135	2235	2335																
Exeter St Davids #	a	1652	1716	1744	1813	1831	1850	1913	1940	1950	2059	2159	2259	2359																

SUNDAY and PUBLIC HOLIDAYS

Notes																														
Exeter Airport	d	0837	0935	1041	1141	1241	1341	1441	1542	1645	1745	1831	1935	2035	2135	2235	2335													
Exeter St Davids #	a	0902	1008	1114	1214	1314	1414	1514	1610	1713	1811	1856	1959	2059	2159	2259	2359													

NOTES
a - Arrival time.
d - Departure time.

- Buses use the station forecourt, stop B.

Visit us at southwesternrailway.com

- Buying tickets online
- Live train information
- Train times
- Special offers and days out
- Plan your journey
- Latest news

Customer Service Centre

0345 6000 650

Monday to Friday 0800 - 2000

Saturday 0900 - 1800

Sunday 0900 - 1600

Our UK based team are available for:

- Comments and suggestions

Assisted Travel

0800 5282 100

Text relay 18001 0800 5282 100

A freephone service open 24 hours for older and disabled customers.

We recommend booking assistance **2 hours in advance**.

National Rail Enquiries

03457 48 49 50

Train times, fares and rail information.

Free travel alerts

southwesternrailway.com/alerts

Keeping our registered customers up-to-date with their service running information, delays and alterations.

Twitter [@SW_Help](https://twitter.com/SW_Help)

Follow South Western Railway on Twitter and be the first to know what's happening on our network.

Facebook Facebook.com/SWRailway

Providing South Western Railway network information and details of our latest offers.

First MTR South Western Trains Limited (trading as South Western Railway) accepts no liability for any inaccuracy in the information contained in this timetable which is subject to alteration.

First MTR South Western Trains Limited. Registered in England and Wales 07900320.

Registered office: 8th Floor, The Point, 37 North Wharf Road, London W2 1AF.

A First and MTR company.

South Western
 **Railway**

PTT20 05 2023



Please Recycle