

24 ISLAND LINE

Isle of Wight to London Waterloo



Train times

29 May to 10 December 2022

Your timetable

This timetable shows Island Line train services between **Shanklin and Ryde Pier Head**. Times for the connecting bus link to Ventnor are also included.

Ferries from Ryde Pier Head to Portsmouth Harbour offer connections to mainland train services by South Western Railway to London Waterloo, Southern to London Victoria and Great Western Railway to Cardiff.

Customers for the Isle of Wight Steam Railway should travel to Smallbrook Junction for connecting services. For more information please visit **iwsteamrailway.co.uk**.

Buy a ticket before you board

You need to buy a valid ticket before you get on your train. We know that most of our passengers do this before travelling, and we have a duty to those passengers to make sure no-one travels without paying. This is why we run a penalty fares scheme across most of our network.

If you travel without a valid ticket to or from a station within the penalty fares area, you may have to pay a penalty fare of £20 or twice the single fare to the next station your train stops at (whichever is higher). You will also have to buy a ticket for the rest of your journey.

We have a policy to, wherever possible, prosecute everyone who deliberately avoids paying.

Travel with Confidence

So that you can travel with confidence, we are: ventilating trains to refresh air, improving information about journeys and trains, and extensively cleaning trains and stations.

In crowded spaces, wear a face covering out of respect to others. Please be considerate of other passengers and rail staff.

Changes to train times

Network Rail need to do engineering work to maintain and improve the rail network. They do a lot of this work at weekends and during holiday periods, but they also need to do some work overnight during the week.

If we need to close rail lines so Network Rail can carry out work, buses will replace train services. We may also have to alter train services over a wider area.

Please check for any changes to train times before travelling at weekends, late in the evening or early in the morning. Look for the 'Changes to train times' posters at stations, or visit our website at **southwesternrailway.com**.

National Rail Enquiries

For full details of train services and fares please telephone **03457 48 49 50**.

This is a local call rate service available 24 hours a day.

Public holidays

Services are subject to alteration during public holidays and passengers are advised to check train times before travelling.

Connections

Please note that connections cannot be guaranteed. Rail and ferry services may not be held in the event of late running.

Cycles on Island Line

A maximum of four cycles may be carried at no charge in the 'Shanklin end' of all trains. Island Line reserves the right to restrict the carriage of bicycles on any trains when the safety and comfort of passengers or the punctuality of the train may be jeopardised. Implementation of this restriction will be at the guard's discretion.

Please note that tandems and cycles with attachments cannot be carried.

No-smoking policy

For the comfort of all our customers, smoking and using e-cigarettes is not allowed on any part of our trains or stations.

You can smoke outside the station entrance or in our car parks.

Fares and Discounts

Children's fares

Children aged 15 years and under travel for half the adult price and under 5's travel free on all services.

Season Tickets

For regular passengers a Season Ticket offers reductions on the cost of buying return tickets every day. For information on the savings a Weekly, Monthly or Annual Season Ticket can offer you, please enquire at Ryde Esplanade or Shanklin ticket offices, or ask the guard on the train. A photocard is required for all Season Tickets.

Island Line Residents Card

Save 40% on Island Line Single and Day Return Fares with an Island Line Residents Card. Savings available after 9am Monday to Friday and all day weekends and public holidays. Residents Cards cost **£5** for the individual card or **£7.50** for the Family Card.

To apply for your discount card complete an application form and take it together with a recent photograph of yourself and proof of residence, for example council tax notice or driving licence to either Ryde Esplanade or Shanklin ticket office.

All National Railcards are accepted for reduced rate travel on Hovertravel and Wightlink services when part of a rail journey.

Automated Delay Repay

We have introduced a new Automated Delay Repay (ADR) system that drastically cuts the time it takes to claim and receive compensation if your train is late.

ADR works for all customers who have bought Advance tickets or a Touch Smartcard season ticket from our website.

If you have a Touch Smartcard season ticket, you will need to touch in and out at the beginning and end of your journey, sign up for a Delay Repay account at

[delayrepay.southwesternrailway.com](https://www.southwesternrailway.com/delayrepay) and select 'Auto Delay Repay'. (The email addresses you use for 'My Account' and 'Delay Repay' must match.)

To find out more about Automated Delay Repay, visit:

[southwesternrailway.com/contact-and-help/refunds-and-compensation/delay-repay/automated-delay-repay](https://www.southwesternrailway.com/contact-and-help/refunds-and-compensation/delay-repay/automated-delay-repay).

Connections

BY TRAIN

South Western Railway

Provides fast, frequent trains from London Waterloo to Portsmouth. For further details visit [southwesternrailway.com](https://www.southwesternrailway.com)

Southern

Provides services from Brighton, Chichester and West Sussex stations, also from London Victoria to Portsmouth via East Croydon and Gatwick Airport.

For further details visit [southernrailway.com](https://www.southernrailway.com)

Great Western Railway

Provides frequent services from Cardiff, Bristol, Salisbury and Southampton to Portsmouth Harbour.

For further details visit [GWR.com](https://www.gwr.com)

BY HOVERCRAFT

Hovertravel

Provides a fast and friendly service to the Isle of Wight. A 10 minute crossing between Southsea (Clarence Pier) and Ryde Esplanade with connections to Island Line trains.

For further details please telephone **01983 717700** or visit [hovertravel.co.uk](https://www.hovertravel.co.uk)

BY FERRY

Wightlink

Provides a fast, comfortable service between Portsmouth Harbour and Ryde Pier Head. This crossing, which takes approximately 22 minutes, connects with the station at each end of the service.

Please telephone **0333 999 7333** or visit [wightlink.co.uk](https://www.wightlink.co.uk)

Connections

BY BUS

Southern Vectis

Provides bus services across the island.

Please telephone **0330 0539 182** or visit **islandbuses.info**

Shanklin to Ventnor Rail/Bus Link

The joint initiative between Island Line and Southern Vectis at Shanklin has now been going for several years. This arrangement involves the station being served by Southern Vectis service 3. Buses will depart from the station front providing direct links, seven days a week, for rail passengers to Whiteley Bank, Wroxall and Ventnor.

Special 'Rail-link' fares are available to passengers making a through journey using both Southern Vectis and Island Line Trains. The tickets can be bought at the station or on the bus.

For further details please telephone **0330 0539 182** or visit **islandbuses.info/services/SVCT/3**

First Bus

First Bus in Portsmouth, Fareham and Gosport operate nearly 40 routes on the mainland. Please visit **firstgroup.com** for further information.

Stagecoach Bus

Stagecoach bus services include Coastliner 700, which operates between Portsmouth Harbour and Bognor Regis calling at Havant, Emsworth and Chichester. Please visit **stagecoachbus.com** to download a timetable.



MONDAY TO FRIDAY

Isle of Wight - Portsmouth - London Waterloo

Notes	★		★		★																											
Ventnor (Boots) 🚰	d			0600		0715	0746	0821	0844	0914	1049	1119	1219	1349	1419	1519	1619	1719	1749	1815	1845	1941	2041	2214								
Shanklin	d		0615	0648	0715	0748	0815	0848	0915	1015	1117	1214	1315	1417	1514	1548	1616	1648	1715	1748	1815	1848	1915	2019	2119	2242						
Lake	d		0617	0650	0717	0750	0817	0850	0917	1018	1120	1217	1318	1420	1517	1551	1619	1650	1717	1750	1817	1850	1917	2021	2121	2244						
Sandown	d		0620	0653	0720	0753	0820	0853	0920	1021	1123	1220	1321	1423	1520	1554	1622	1653	1720	1753	1820	1853	1920	2024	2124	2247						
Brading	d		0625	0658	0725	0758	0825	0858	0925	1026	1128	1225	1326	1428	1525	1559	1627	1658	1725	1758	1825	1858	1925	2029	2129	2252						
Smallbrook Junction	d									1031b	1133b	1230b	1331b	1433b	1530b	1604b																
Ryde St Johns Road	d	0535	0605	0633	0706	0733	0806	0833	0905a	0933	1035	1137	1234	1335	1437	1534	1608	1635	1706	1733	1806	1833	1906	1933	2037	2137	2300					
Ryde Esplanade	d	0539	0608a	0637	0709a	0737	0809a	0837		0937	1039	1140a	1238	1339	1440a	1538	1611a	1639	1709a	1737	1809a	1837	1909a	1937	2041	2141	2304					
Ryde Pier Head	a	0541		0639		0739				0939	1041		1240	1341			1641		1739		1839		1939	2043	2143	2306						
Ryde Pier Head 🚢	d	0545		0645		0745		0845		0945	1045		1245	1345		1545		1645		1745		1845		1947	2052							
Portsmouth Harbour 🚢	a	0607		0707		0807		0907		1007	1107		1307	1407		1607		1707		1807		1907		2009	2114							
Portsmouth Harbour	d	0615		0713		0815		0919		1045	1145		1345	1445		1615		1715		1815		1915		2019	2119							
Portsmouth & Southsea	d	0620		0718		0820		0924		1050	1150		1350	1450		1619		1719		1820		1919		2024	2124							
Petersfield	a	0648		0745		0847		0955		1117	1217		1417	1517		1647		1747		1848		1947		2055	2155							
Haslemere	a	0701		0759		0901		1013		1129	1229		1429	1529		1700		1800		1901		2000		2113	2213							
Guildford	a	0716		0817		0918		1034		1148	1248		1448	1548		1718		1820		1918		2017		2138	2236							
Woking	a	0725		0826		0927		1045		1156	1257		1456	1556		1726		1833		1945e		2026		2157	2247							
London Waterloo	a	0753		0854		0955		1114		1222	1322		1522	1624		1759		1859		1959		2051		2227	2316							

Wightlink catamaran times are correct at time of publication but subject to alteration. A revised service operates on public holidays.

Check before travelling. Please visit wightlink.co.uk or call 0333 999 7333 (calls charged at local rate).

Connections between ferries and trains are not guaranteed. Where possible, customers are advised to allow at least 10 minutes to change. Shaded trains will serve Ryde Pier Head.

For Hovertravel connections please visit hovertravel.co.uk

SATURDAY

Isle of Wight - Portsmouth - London Waterloo

Notes																																					
Ventnor (Boots)	d		0600	0746	0844		0914	1019	1119		1219	1319	1419		1519	1619		1719	1749	1815	1845	1941	2041	2214													
Shanklin	d	0615	0715	0815	0915		1015	1050	1115	1150	1248	1315	1415	1515	1615	1648	1715	1748	1815	1848	1915	2019	2119	2242													
Lake	d	0617	0717	0817	0917		1018	1052	1118	1152	1218	1250	1318	1418	1518	1618	1650	1717	1750	1817	1850	1917	2021	2121	2244												
Sandown	d	0620	0720	0820	0920		1021	1055	1121	1155	1221	1253	1321	1421	1521	1621	1653	1720	1753	1820	1853	1920	2024	2124	2247												
Brading	d	0625	0725	0825	0925		1026	1100	1126	1200	1226	1300	1326	1426	1526	1626	1658	1725	1758	1825	1858	1925	2029	2129	2252												
Smallbrook Junction	d						1031b		1131b		1231b		1331b	1431b	1531b	1631b																					
Ryde St Johns Road	d	0535	0633	0733	0833	0933	1006	1035	1108	1135	1208	1235	1307a	1335	1435	1535	1635	1706	1733	1806	1833	1906	1933	2037	2137	2300											
Ryde Esplanade	d	0539	0637	0737	0837	0937	1009a	1039	1111a	1139	1211a	1239		1339	1439	1539	1639	1709a	1737	1809a	1837	1909a	1937	2041	2141	2304											
Ryde Pier Head	a	0541	0639	0739	0839	0939		1041		1141		1241		1341	1441	1541	1641		1739																		
Ryde Pier Head	d		0745	0845	0945		1045	1115B	1145	1215B	1245	1315B	1345	1445	1545	1615B	1645	1715B	1745	1815B	1845		1947	2052													
Portsmouth Harbour	a		0807	0907	1007		1107	1137B	1207	1237B	1307	1337B	1407	1507	1607	1637B	1707	1737B	1807	1837B	1907		2009	2114													
Portsmouth Harbour	d		0815	0915	1015		1115	1145	1215	1245	1315	1345	1415	1515	1615	1645	1715	1745	1815	1845	1915		2015	2119													
Portsmouth & Southsea	d		0820	0920	1020		1120	1150	1220	1250	1320	1350	1420	1520	1620	1650	1720	1150	1820	1850	1920		2020	2124													
Petersfield	a		0847	0947	1048		1147	1217	1247	1317	1347	1417	1447	1547	1647	1717	1747	1217	1848	1917	1947		2047	2155													
Haslemere	a		0900	1000	1101		1200	1229	1300	1329	1400	1429	1500	1600	1700	1729	1800	1229	1900	1929	2000		2100	2213													
Guildford	a		0918	1018	1118		1218	1248	1318	1348	1418	1448	1518	1618	1718	1748	1818	1248	1918	1948	2018		2118	2236													
Woking	a		0926	1026	1126		1226	1256	1326	1356	1426	1456	1526	1626	1726	1756	1826	1256	1926	1956	2026		2126	2247													
London Waterloo	a		0952	1052	1154		1255	1328	1351	1422	1452	1522	1552	1652	1752	1822	1852	1328	1952	2022	2053		2152	2316													

Wightlink catamaran times are correct at time of publication but subject to alteration. A revised service operates on public holidays.

Check before travelling. Please visit wightlink.co.uk or call 0333 999 7333 (calls charged at local rate).

Connections between ferries and trains are not guaranteed. Where possible, customers are advised to allow at least 10 minutes to change. Shaded trains will serve Ryde Pier Head.

For Hovertravel connections please visit hovertravel.co.uk

SUNDAY

Isle of Wight - Portsmouth - London Waterloo

Notes																								
Ventnor (Boots) 🚢	d	0644	0815	0848	0944	1044	1144	1244	1344	1444	1544	1644	1744	1845	1940	2040	2214							
Shanklin	d	0715	0815	0915	1015	1115	1215	1315	1415	1515	1615	1715	1815	1915	2019	2119	2242							
Lake	d	0717	0817	0917	1018	1118	1218	1318	1418	1518	1618	1717	1817	1917	2021	2121	2244							
Sandown	d	0720	0820	0920	1021	1121	1221	1321	1421	1521	1621	1720	1820	1920	2024	2124	2247							
Brading	d	0725	0825	0925	1026	1126	1226	1326	1426	1526	1626	1725	1825	1925	2029	2129	2252							
Smallbrook Junction	d				1031b	1131b	1231b	1331b	1431b	1531b	1631b													
Ryde St Johns Road	d	0635	0733	0833	0933	1035	1135	1235	1335	1435	1535	1635	1733	1833	1933	2037	2137	2300						
Ryde Esplanade	d	0639	0737	0837	0937	1039	1139	1239	1339	1439	1539	1639	1737	1837	1937	2041	2141	2304						
Ryde Pier Head	a	0641	0739	0839	0939	1041	1141	1241	1341	1441	1541	1641	1739	1839	1939	2043	2143	2306						
Ryde Pier Head 🚢	d	0745	0845	0945	1045	1115B	1145	1215B	1245	1315B	1345	1445	1545	1615B	1645	1715B	1745	1815B	1845	1947	2052			
Portsmouth Harbour 🚢	a	0807	0907	1007	1107	1137B	1207	1237B	1307	1337B	1407	1507	1607	1637B	1707	1737B	1807	1837B	1907	2009	2114			
Portsmouth Harbour	d	0832	0932	1032	1132	1148	1232	1248	1332	1348	1432	1532	1632	1648	1732	1748	1832	1848	1932	2032	2132			
Portsmouth & Southsea	d	0837	0937	1037	1137	1152	1237	1252	1337	1352	1437	1537	1637	1652	1737	1752	1837	1852	1937	2037	2137			
Petersfield	a	0903	1004	1103	1203	1223	1304	1323	1403	1423	1503	1603	1703	1723	1803	1823	1903	1923	2003	2103	2203			
Haslemere	a	0916	1016	1116	1216	1241	1316	1341	1416	1441	1516	1616	1716	1741	1816	1841	1916	1941	2016	2116	2216			
Guildford	a	0933	1034	1133	1233	1304	1333	1404	1433	1504	1533	1633	1733	1804	1833	1904	1933	2004	2033	2133	2233			
Woking	a	0942	1042	1142	1242	1314	1342	1413	1442	1513	1544	1642	1742	1813	1842	1913	1942	2013	2042	2142	2242			
London Waterloo	a	1019	1122	1217	1314	1344	1414	1444	1513	1544	1614	1714	1814	1844	1914	1944	2014	2044	2114	2215	2314			

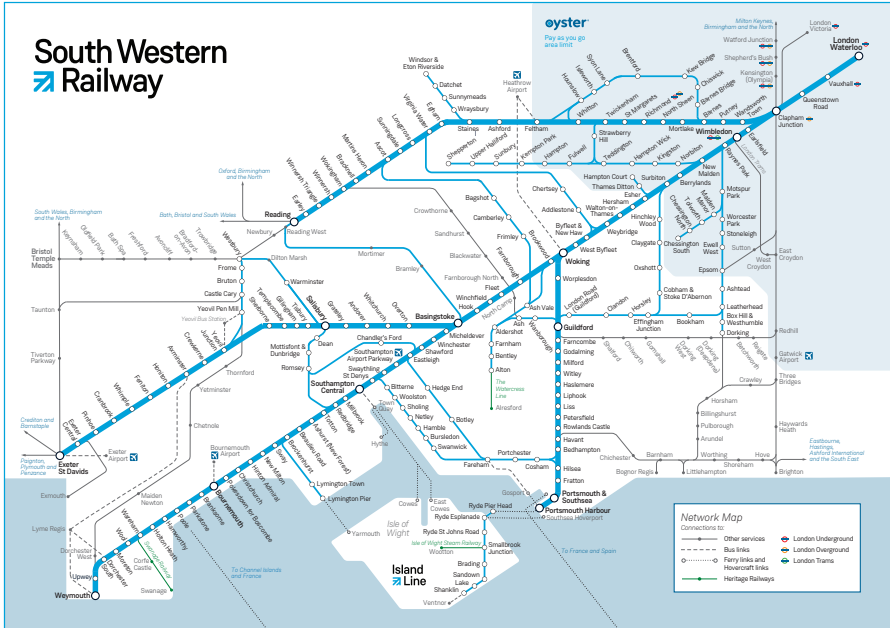
Wightlink catamaran times are correct at time of publication but subject to alteration. A revised service operates on public holidays.

Check before travelling. Please visit wightlink.co.uk or call 0333 999 7333 (calls charged at local rate).

Connections between ferries and trains are not guaranteed. Where possible, customers are advised to allow at least 10 minutes to change. Shaded trains will serve Ryde Pier Head.

For Hovertravel connections please visit hovertravel.co.uk

South Western Railway



Changing trains

Most journeys shown in this timetable are direct trains, shown in **bold type**. However, you may be able to make other journeys or reach your destination more quickly by changing trains. To help you find these alternative trains, we show them in *light italic type*. A letter against the time will show where you need to change trains – please check the ‘Notes’ section for an explanation of these letters.

Please allow plenty of time to change trains. At most stations you will need to allow at least five minutes. You will need longer at some stations, and this is shown in the ‘Station information’ table in this timetable. For example ⑩ means you should allow 10 minutes to change trains at this station.

MONDAY TO FRIDAY

London Waterloo - Portsmouth - Isle of Wight

Notes																					★	★									
London Waterloo	d							0520	0730	0830			1030	1130			1330		1430		1500		1630		1730	1830					
Woking	d							0613	0755	0855			1055	1155			1355		1455		1525		1655		1755	1856					
Guildford	d				0509			0630	0804	0903			1103	1203			1403		1503		1533		1703		1810	1906					
Haslemere	d				0524			0655	0824	0924			1121	1221			1421		1521		1552		1724		1828	1925					
Petersfield	d				0545			0711	0835	0935			1132	1232			1432		1532		1604		1736		1840	1937					
Portsmouth & Southsea	a				0616			0747	0904	1003			1157	1257			1457		1557		1629		1803		1906	2006					
Portsmouth Harbour	a				0620			0751	0908	1008			1202	1302			1502		1602		1636		1809		1912	2012					
Portsmouth Harbour	d	0515		0615		0715		0815	0915	1015			1215	1315			1515		1615		1715		1815		1920	2020					
Ryde Pier Head	a	0537		0637		0737		0837	0937	1037			1237	1337			1537		1637		1737		1837		1942	2042					
Ryde Pier Head	d	0545		0645		0745		0845	0945	1046			1245	1346			1545		1645		1745		1845		1949	2049	2149	2315			
Ryde Esplanade	d	0547	0614	0647	0714	0747	0814	0847	0947	1048	1145	1247	1348	1445		1547	1615	1647	1714	1747	1814	1847	1914	1951	2051	2151	2317				
Ryde St Johns Road	d	0551	0618	0651	0718	0751	0818	0851	0951	1052	1149	1251	1352	1449	1516	1551	1619	1651	1718	1751	1818	1851	1917a	1955	2055	2155	2321a				
Smallbrook Junction	d									0954b	1055b	1152b	1254b	1355b	1452b	1519b															
Brading	d	0559	0626	0659	0726	0759	0826	0859	1000	1101	1158	1300	1401	1458	1525	1559	1627	1659	1726	1759	1826	1859		2003	2103	2203					
Sandown	d	0604	0631	0704	0731	0804	0831	0904	1005	1106	1203	1305	1406	1503	1530	1604	1632	1704	1731	1804	1831	1904		2008	2108	2208					
Lake	d	0607	0634	0707	0734	0807	0834	0907	1008	1109	1206	1308	1409	1506	1533	1607	1635	1707	1734	1807	1834	1907		2011	2111	2211					
Shanklin	a	0610	0637	0710	0737	0810	0837	0910	1011	1112	1209	1311	1412	1509	1536	1610	1638	1710	1737	1810	1837	1910		2014	2114	2214					
Ventnor (Boots)	a	0647	0735	0805		0848	0923	0953	1107	1207	1307	1407	1507	1607	1637	1707	1737	1758	1825	1855	1925	1945		2040	2140	2238					

Wightlink catamaran times are correct at time of publication but subject to alteration. A revised service operates on public holidays.

Check before travelling. Please visit wightlink.co.uk or call 0333 999 7333 (calls charged at local rate).

Connections between ferries and trains are not guaranteed. Where possible, customers are advised to allow at least 10 minutes to change. Shaded trains will serve Ryde Pier Head.

For Hovertravel connections please visit hovertravel.co.uk

Late night and weekend trains may be altered due to engineering works. Please check at southwesternrailway.com before travelling.

★ Passengers travelling with cycles may not join or leave services at stations with train times shown in blue. For guide to all other notes and symbols see end of timetable.

SATURDAY

London Waterloo - Portsmouth - Isle of Wight

Notes																																
London Waterloo	d			0520	0730			0830	0900	0930	1000	1030	1100	1130	1230	1330	1400	1430	1500	1530	1600	1630				1730	1830					
Woking	d			0613	0755			0855	0925	0955	1025	1055	1125	1155	1255	1355	1425	1455	1525	1555	1625	1655				1755	1855					
Guildford	d		0515	0625	0803			0903	0933	1003	1033	1103	1133	1204	1303	1403	1433	1503	1533	1603	1633	1703				1803	1903					
Haslemere	d		0530	0650	0821			0921	0953	1021	1053	1121	1153	1221	1321	1421	1453	1521	1553	1621	1653	1721				1821	1921					
Petersfield	d		0546	0706	0832			0932	1004	1032	1104	1132	1204	1232	1332	1432	1504	1532	1604	1632	1704	1732				1832	1932					
Portsmouth & Southsea	a		0617	0738	0857			0957	1030	1057	1130	1157	1229	1257	1357	1457	1529	1557	1629	1657	1729	1757				1857	1957					
Portsmouth Harbour	a		0622	0743	0902			1002	1034	1102	1134	1202	1234	1302	1402	1502	1534	1602	1634	1702	1736	1802				1902	2002					
Portsmouth Harbour 🚢	d			0715	0815	0915			1015	1045B	1115	1145B	1215	1245B	1315	1415	1515	1545B	1615	1645B	1715	1745B	1815				1920	2020				
Ryde Pier Head 🚢	a			0737	0837	0937			1037	1107B	1137	1207B	1237	1307B	1337	1437	1537	1607B	1637	1707B	1737	1807B	1837				1942	2042				
Ryde Pier Head	d	0545	0645	0745	0845	0945		1045		1145		1245		1345	1445	1545		1645		1745		1845				1949	2049	2149	2315			
Ryde Esplanade	d	0547	0647	0747	0847	0947	1014	1047	1115	1147	1215	1247		1347	1447	1547		1647	1714	1747	1814	1847	1914			1951	2051	2151	2317			
Ryde St Johns Road	d	0551	0651	0751	0851	0951	1018	1051	1119	1151	1219	1251		1351	1451	1551	1617	1651	1718	1751	1818	1851	1917a			1955	2055	2155	2321a			
Smallbrook Junction	d					0954b		1054b		1154b		1254b		1354b	1454b	1554b	1620b															
Brading	d	0559	0659	0759	0859	1000	1026	1100	1127	1200	1227	1300		1400	1500	1600	1626	1659	1726	1759	1826	1859				2003	2103	2203				
Sandown	d	0604	0704	0804	0904	1005	1031	1105	1132	1205	1232	1305		1405	1505	1605	1631	1704	1731	1804	1831	1904				2008	2108	2208				
Lake	d	0607	0707	0807	0907	1008	1034	1108	1135	1208	1235	1308		1408	1508	1608	1634	1707	1734	1807	1834	1907				2011	2111	2211				
Shanklin	a	0610	0710	0810	0910	1011	1037	1111	1138	1211	1238	1311		1411	1511	1611	1637	1710	1737	1810	1837	1910				2014	2114	2214				
Ventnor (Boots) 🚢	a	0647	0739	0851	0953	1107	1137	1207	1237	1307	1337	1407		1507	1607	1707	1737	1758	1825	1855	1925	1945				2040	2140	2238				

Wightlink catamaran times are correct at time of publication but subject to alteration. A revised service operates on public holidays.

Check before travelling. Please visit wightlink.co.uk or call 0333 999 7333 (calls charged at local rate).

Connections between ferries and trains are not guaranteed. Where possible, customers are advised to allow at least 10 minutes to change. Shaded trains will serve Ryde Pier Head.

For Hovertravel connections please visit hovertravel.co.uk

GUIDE TO NOTES AND SYMBOLS

Trains between Ryde and Shanklin are operated by Island Line. Standard class accommodation only.

Trains between Portsmouth and London Waterloo are operated by South Western Railway. First and standard class accommodation available.

a Arrival time.

b **Train only calls at Smallbrook Junction during steam operating dates and times.**

d Departure time.

e Change at Guildford.


B Catamaran runs from 2 July to 28 August ONLY

 Car Park.


† Station for Gunwharf Quays, the Spinnaker Tower and Historic Dockyard.

← Woking - Railair coach link between Woking station and Heathrow Airport. Visit firstbus.co.uk/railair for details.

 Interchange for London Underground services. Visit tfl.gov.uk for details.


 Minimum connection time where different from the standard five minutes.

★ **Passengers travelling with cycles may not join or leave services at stations with train times shown in blue.**

 Hovercraft operated by Hovertravel Ltd runs between Ryde Esplanade and Southsea seafront. For details visit hovertravel.co.uk or telephone **01983 717717**. A bus link runs between Southsea Hoverport and Portsmouth Harbour and Portsmouth & Southsea stations.

 Interchange for Isle of Wight Steam Railway. Smallbrook Junction provides a direct interchange for the Isle of Wight Steam Railway. Island Line trains only call at Smallbrook Junction during Steam Railway operating dates and times. Visit iwsteamrailway.co.uk **There is no road access to Smallbrook Junction.**

Times shown in green
Times shown in green type vary during the period of the timetable. Please see note next to time.

 High speed catamaran operated by Wightlink. Although connections between catamarans and trains are shown, where possible you should allow at least 10 minutes to change. Train/catamaran connections may not be held for late running trains/catamarans.

Sailing times are correct at time of publication but are subject to alteration.
















Wightlink operate a revised service on public holidays. Additional sailings may run during special events.

For details visit wightlink.co.uk or call **0333 999 7333** (calls charged at local rate).

 Southern Vectis bus (route 3) calling at Shanklin railway station and by Boots store in Ventnor. Connections between bus and train are not guaranteed. Please enquire for services on public holidays. For details visit islandbuses.info or telephone **0330 0539 182**.

STATION INFORMATION

See notes for explanation of symbols.

Ventnor		
Shanklin		
Lake		
Sandown		
Brading		
Smallbrook Junction		
Ryde St Johns Road		
Ryde Esplanade		
Ryde Pier Head		
Portsmouth Harbour		†
Petersfield		
Haslemere		
Guildford		
Woking		←
London Waterloo		

South Western Railway and Community Rail Partnerships

We are committed to working with Community Rail Partnerships (CRPs) across our network. CRPs are not-for-profit organisations that help to further connect the railway with the communities they serve. They work closely with SWR to promote healthy and sustainable travel, design projects which bring communities together, as well as support social and economic development. SWR is proud to provide core funding and support to 12 CRPs on our network.

Isle of Wight Community Rail Partnership

Stations: Ryde Pier Head, Ryde Esplanade, Ryde St Johns, Smallbrook Junction, Brading, Sandown, Lake and Shanklin

This partnership was launched in 2005, with the aim to create a more sustainable future for rail on the Island. The CRP has successfully delivered numerous projects to the benefit of the railway, its users and its partners, including the cross-solent operators.

Find out more at isleofwightcrp.co.uk

Isle of Wight Bus & Rail Users Group

The group is a forum for bus and rail users on the Isle of Wight and those responsible for providing services. Details of locations for the meetings and any further information can be found by contacting:

Hon. Secretary. Email: iwbususers@gmail.com

Public enquiries can be made and topics raised at these monthly meetings.

Visit e-voice.org.uk/iwbusrailusers/

Visit us at southwesternrailway.com

- Buying tickets online
- Live train information
- Train times
- Special offers and days out
- Plan your journey
- Latest news

Customer Service Centre

0345 6000 650

Monday to Friday 0800 - 2000

Saturday 0900 - 1800

Sunday 0900 - 1600

Our UK based team are available for:

- Comments and suggestions

Assisted Travel

0800 5282 100

Text Relay 18001 0800 5282 100

A freephone service open 24 hours for older and disabled customers.

We recommend booking assistance **2 hours in advance**.

National Rail Enquiries

03457 48 49 50

Train times, fares and rail information.

Free travel alerts

southwesternrailway.com/alerts

Keeping our registered customers up-to-date with their service running information, delays and alterations.

Twitter [@SW_Help](https://twitter.com/SW_Help)

Follow South Western Railway on Twitter and be the first to know what's happening on our network.

Facebook Facebook.com/SWRailway

Providing South Western Railway network information and details of our latest offers.

First MTR South Western Trains Limited (trading as South Western Railway) accepts no liability for any inaccuracy in the information contained in this timetable which is subject to alteration.

First MTR South Western Trains Limited. Registered in England and Wales 07900320.

Registered office: 8th Floor, The Point, 37 North Wharf Road, London W2 1AF.

A First and MTR company.

