

# Rolling stock accessibility guide

Helping older and disabled people



# Class 450

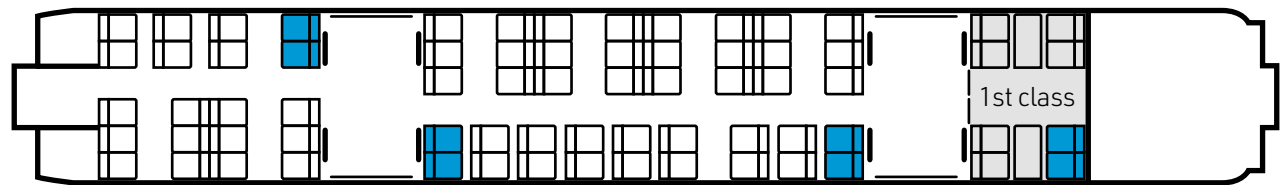
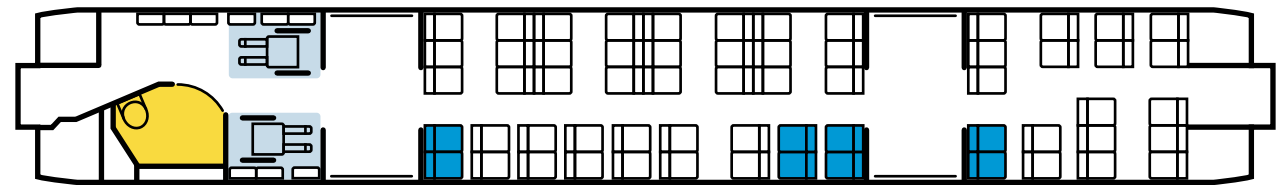
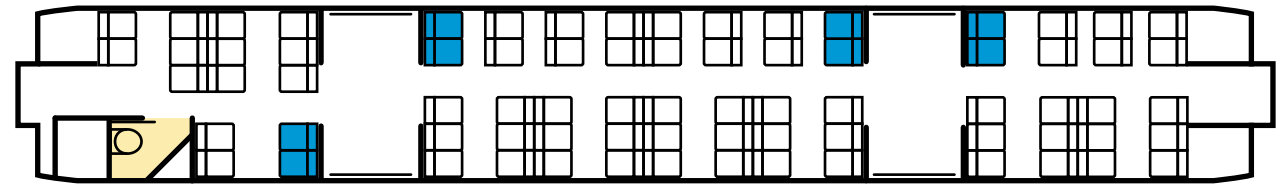
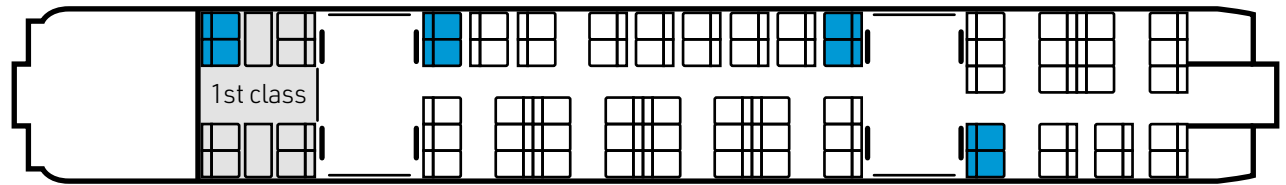
## Suburban services

These trains often run as multiple units of 8 or 12 carriages. The information shown is for each set of 4 carriages.

<b>Year built</b>	2002-2006
<b>Number of units</b>	127
<b>RVAR/PRM-TSI</b>	RVAR
<b>Wheelchair spaces</b>	2
<b>Priority seats</b>	32
<b>Total seats</b>	16 first class, 269 standard class
<b>Passenger information system - aural</b>	Yes
<b>Passenger information system - visual</b>	Yes
<b>Standard toilets</b>	1
<b>Accessible toilets</b>	1
<b>Contrasting grab rails</b>	Yes
<b>On-board staff to provide assistance</b>	Yes

**Plug sockets** are available at every set of seats and additional wireless charging at 1st class table seats

- Wheelchair space
- Accessible toilet
- Priority seat
- Standard toilet



# Class 444

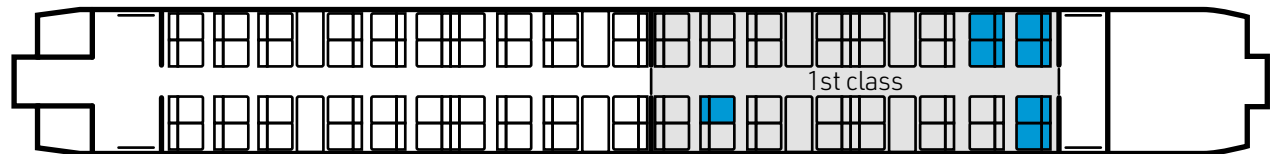
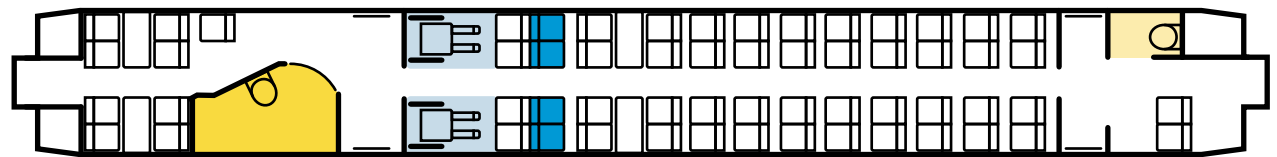
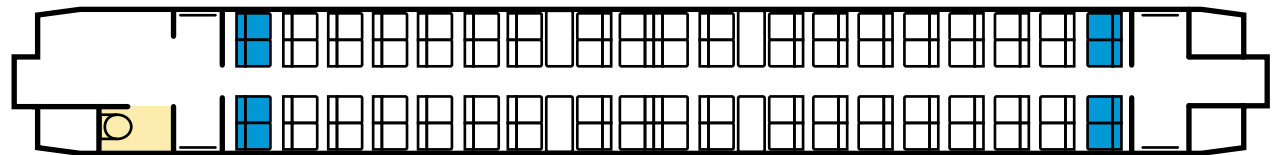
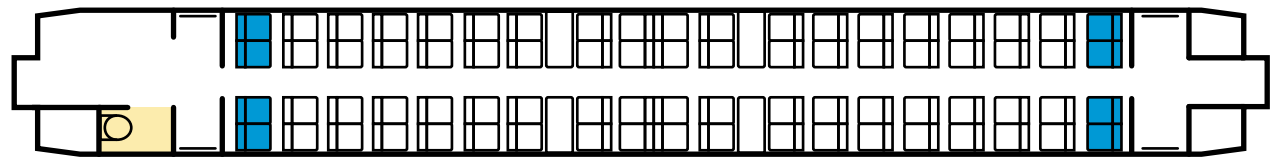
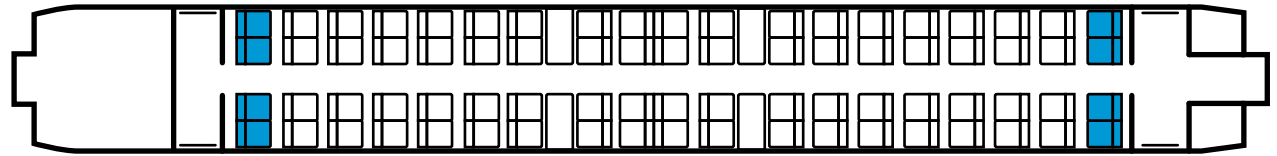
## Longer distance services

These trains often run as a double set of 10 carriages. The information shown is for each set of 5 carriages.

Year built	2002-2004
Number of units	45
RVAR/PRM-TSI	RVAR
Wheelchair spaces	2
Priority seats	35
Total seats	32 first class, 327 standard class
Passenger information system - aural	Yes
Passenger information system - visual	Yes
Standard toilets	3
Accessible toilets	1
Contrasting grab rails	Yes
On-board staff to provide assistance	Yes

Plug sockets are available at every set of seats and additional wireless charging at 1st class table seats

- Wheelchair space
- Accessible toilet
- Priority seat
- Standard toilet

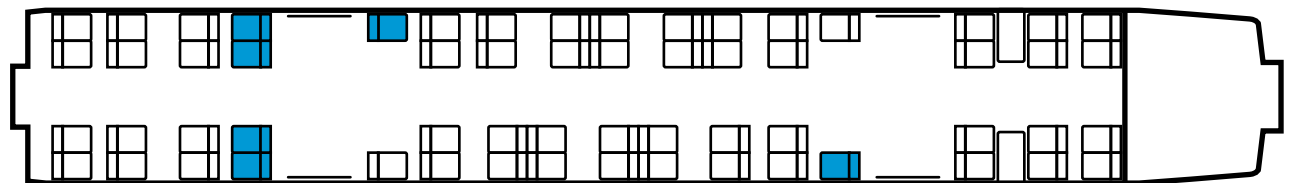
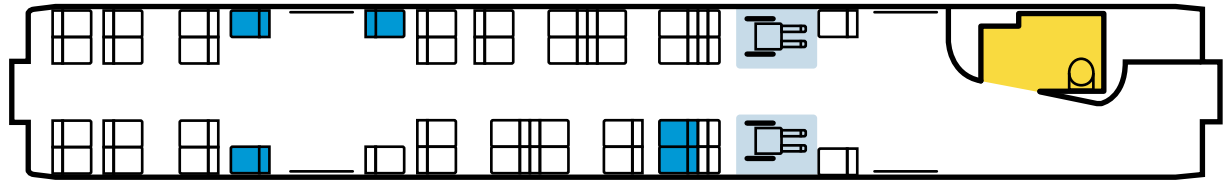
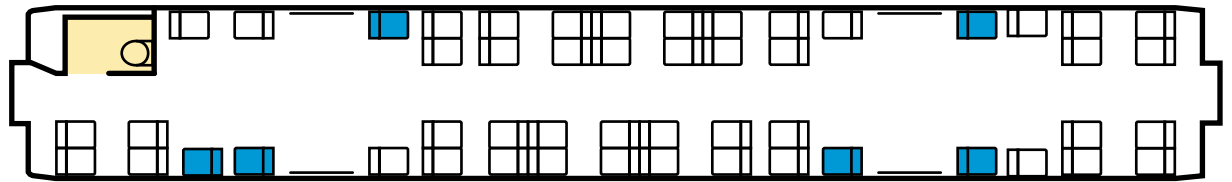
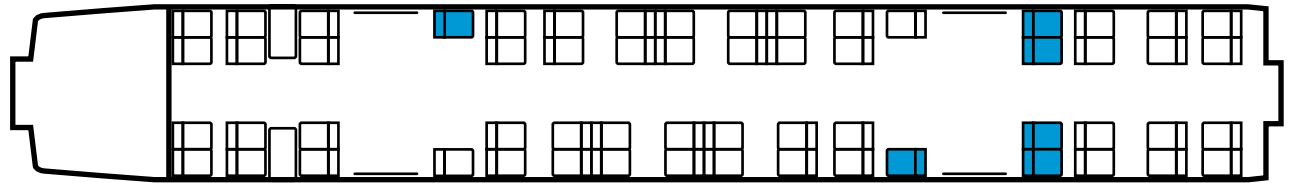


# Class 458

## Metro services

These trains often run as a double set of 8 carriages. The information shown is for each set of 4 carriages.

Year built	1998-2002
Number of units	30
RVAR/PRM-TSI	RVAR
Wheelchair spaces	2
Priority seats	27
Total seats	214 standard class
Passenger information system - aural	Yes
Passenger information system - visual	Yes
Standard toilets	1
Accessible toilets	1
Contrasting grab rails	Yes
On-board staff to provide assistance	Yes
Plug sockets	0



- Wheelchair space
- Accessible toilet
- Priority seat
- Standard toilet

# Class 701

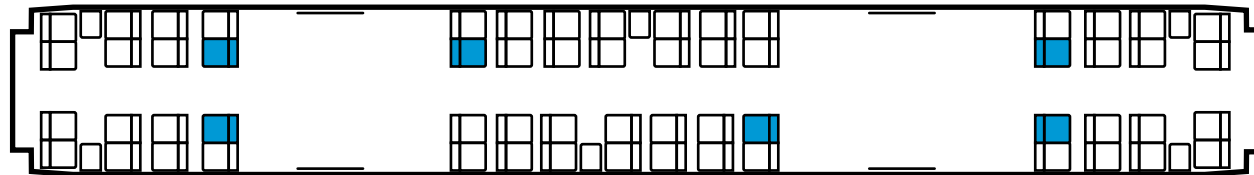
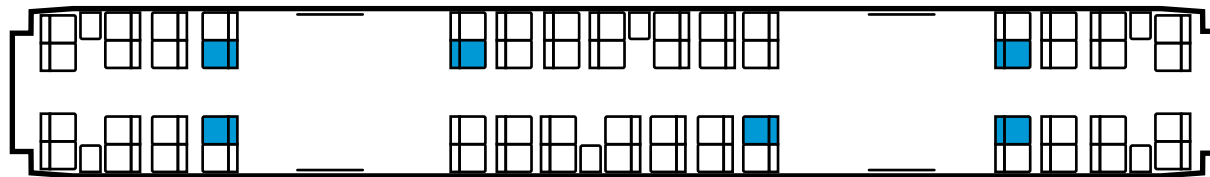
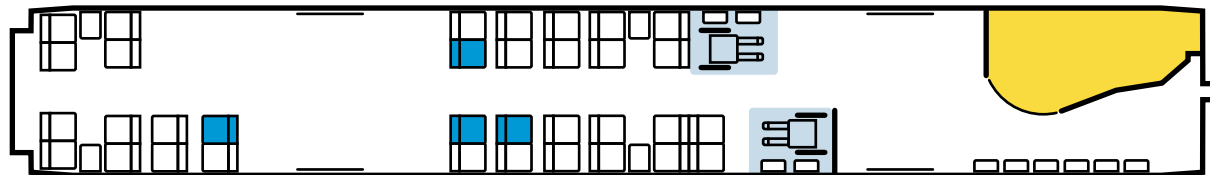
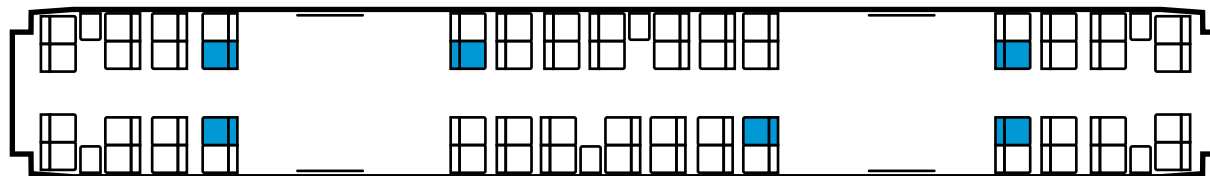
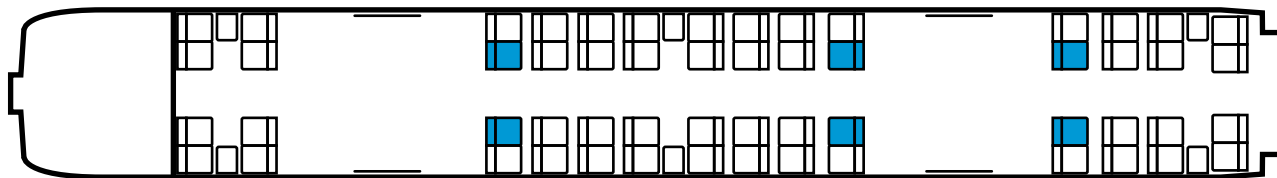
## Metro services

There are three types of these: a 10 carriage train, 5 carriage train, and a double set of 5 carriages forming a 10 carriage train. The information shown is for a 5 carriage train which is identical to each type of 10 carriage train.

<b>Year built</b>	2019-
<b>Number of units</b>	90
<b>RVAR/PRM-TSI</b>	PRM-TSI
<b>Wheelchair spaces</b>	2
<b>Priority seats</b>	26
<b>Total seats</b>	280 standard class
<b>Passenger information system – aural</b>	Yes
<b>Passenger information system – visual</b>	Yes
<b>Standard toilets</b>	0
<b>Accessible toilets</b>	1
<b>Contrasting grab rails</b>	Yes
<b>On-board staff to provide assistance</b>	Yes

**Plug sockets** are available at every seat.

- Wheelchair space
- Accessible toilet
- Priority seat
- Standard toilet

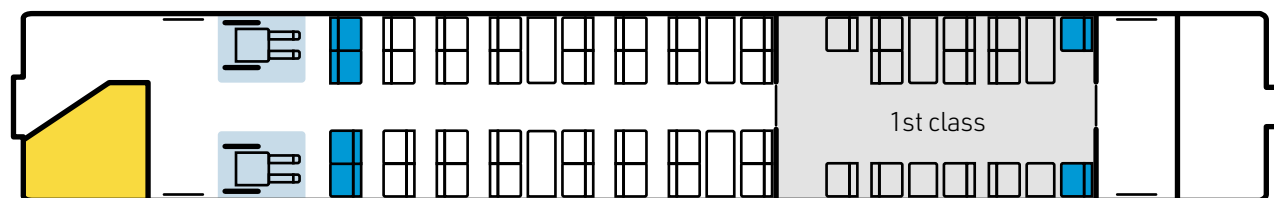
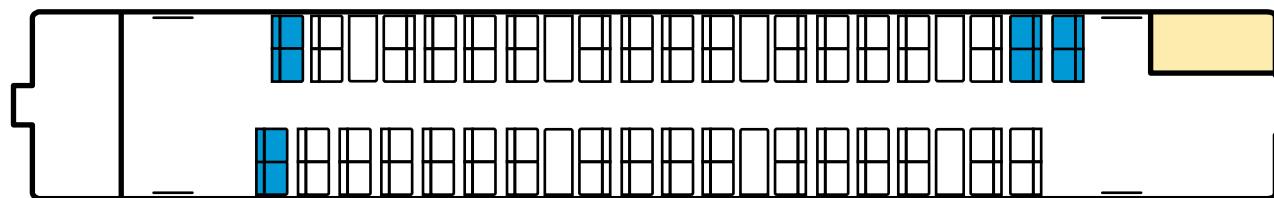


# Class 158

## West of England services

These trains often run as multiples with other Class 158s and the 3-carriage Class 159. The information shown is for each 2-carriage Class 158.

<b>Year built</b>	1989-1992
<b>Number of units</b>	10
<b>RVAR/PRM-TSI</b>	PRM-TSI
<b>Wheelchair spaces</b>	2
<b>Priority seats</b>	14
<b>Total seats</b>	13 first class, 100 standard class
<b>Passenger information system - aural</b>	Yes
<b>Passenger information system - visual</b>	Yes
<b>Standard toilets</b>	1
<b>Accessible toilets</b>	1
<b>Contrasting grab rails</b>	Yes
<b>On-board staff to provide assistance</b>	Yes
<b>Plug sockets</b>	available at some first class table seats.



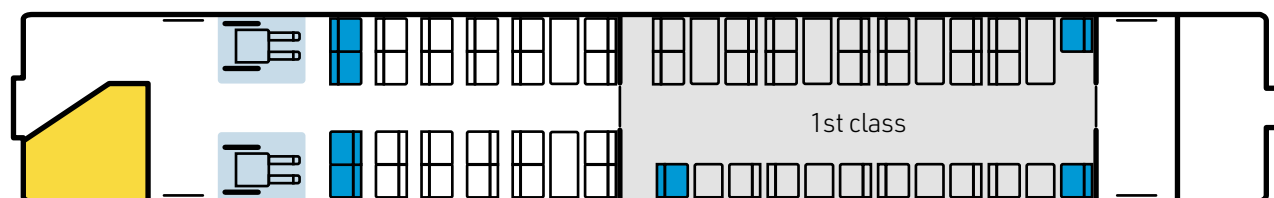
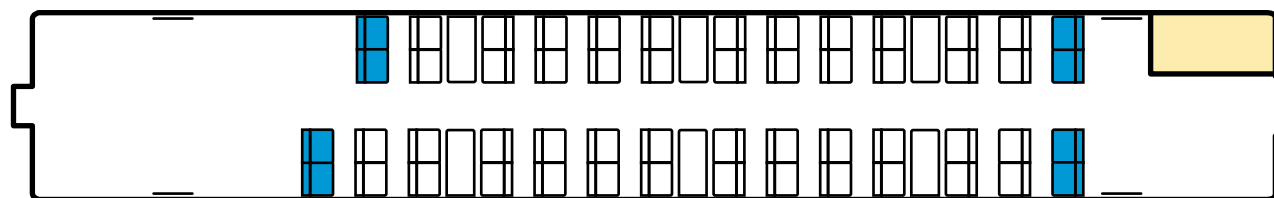
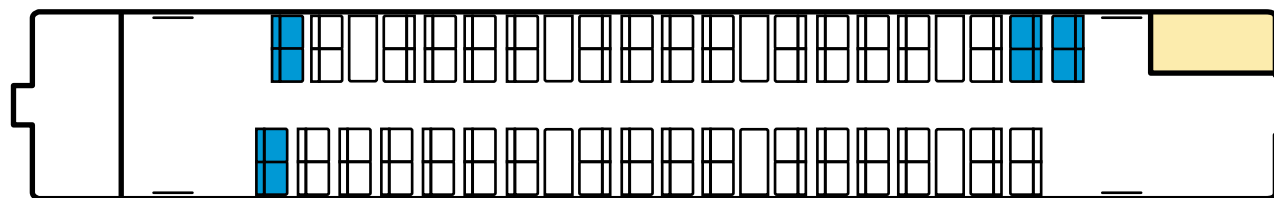
- Wheelchair space
- Accessible toilet
- Priority seat
- Standard toilet

# Class 159

## West of England services

These trains often run as multiples with other Class 159s and the 2-carriage Class 158. The information shown is for each 3-carriage Class 159.

<b>Year built</b>	1989-1992
<b>Number of units</b>	29
<b>RVAR/PRM-TSI</b>	PRM-TSI
<b>Wheelchair spaces</b>	2
<b>Priority seats</b>	21
<b>Total seats</b>	23 first class, 146 standard class
<b>Passenger information system - aural</b>	Yes
<b>Passenger information system - visual</b>	Yes
<b>Standard toilets</b>	2
<b>Accessible toilets</b>	1
<b>Contrasting grab rails</b>	Yes
<b>On-board staff to provide assistance</b>	Yes
<b>Plug sockets</b>	available at some first class table seats.



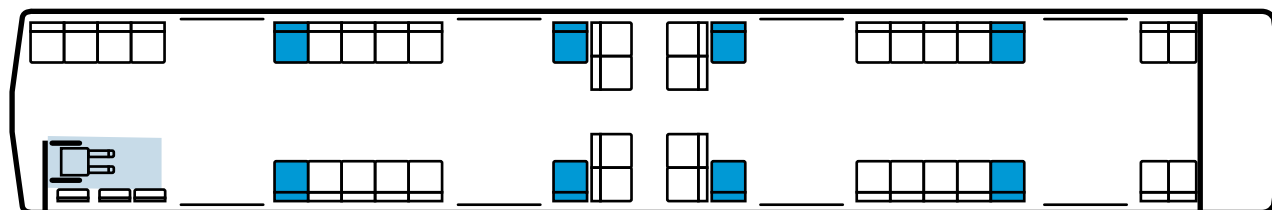
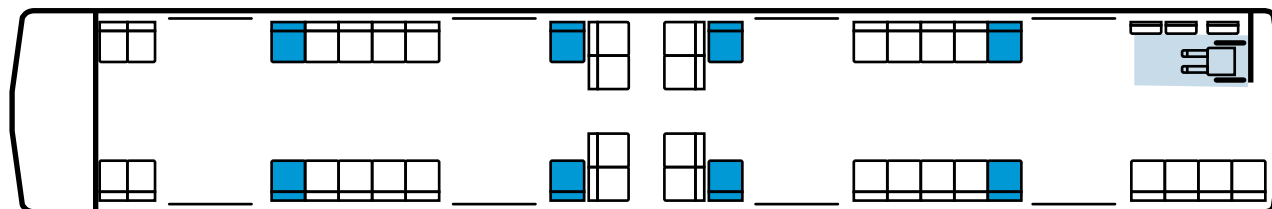
- Wheelchair space
- Accessible toilet
- Priority seat
- Standard toilet

# Class 484

## Island Line services

These trains usually run as a set of 2 carriages.  
They may couple together to form a train of 4 carriages.  
The information shown is for each set of 2 carriages.

Year built	1978-1981
Number of units	5
RVAR/PRM-TSI	PRM-TSI
Wheelchair spaces	2
Priority seats	16
Total seats	84 standard class
Passenger information system - aural	Yes
Passenger information system - visual	Yes
Standard toilets	0
Accessible toilets	0
Contrasting grab rails	Yes
On-board staff to provide assistance	Yes
Plug sockets	3-pin plug at front/rear facing seats. USB at side-facing seats.



- Wheelchair space
- Accessible toilet
- Priority seat
- Standard toilet



Visit us at

**southwesternrailway.com**

- Buy tickets online
- Find out about special offers and days out
- See live train information
- Plan your journey
- Find train times
- See the latest news



Free travel alerts

**southwesternrailway.com/alerts**

Register with us for up-to-date information about train services, delays and alterations.



Twitter

**@SW\_Help**

Follow us on Twitter and be the first to know what's happening on our network.



**Facebook.com/SWRailway**

For information about our network and details of our latest offers.



Customer Service Centre

**0345 6000 650**

Our UK-based team are available

**Monday to Friday 08:00 - 20:00, Saturday 09:00 - 18:00 and Sunday 09:00 - 16:00**

- Give us your comments and suggestions



Assisted travel | Text Relay

**0800 5282 100 | 18001 0800 5282 100**

This is a Freephone service for older and disabled passengers (open 24 hours a day).

We recommend booking assisted travel at least **2 hours before your journey.**



National Rail Enquiries

**0345 748 4950**

**South Western**  
 **Railway**

South Western Railway Limited, 4th Floor, South Bank Central,  
30 Stamford Street, London SE1 9LQ. Company number 03266760.