

Rolling stock accessibility guide

Helping older and disabled people



Class 450

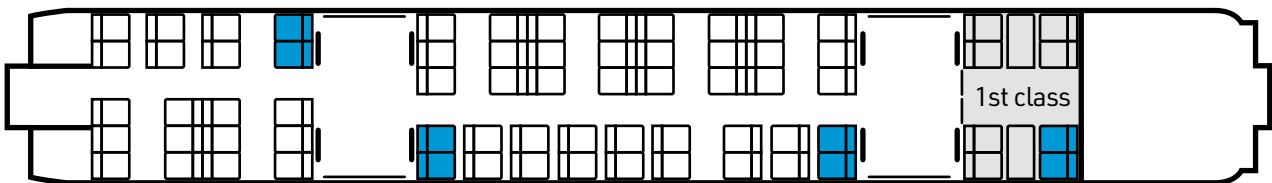
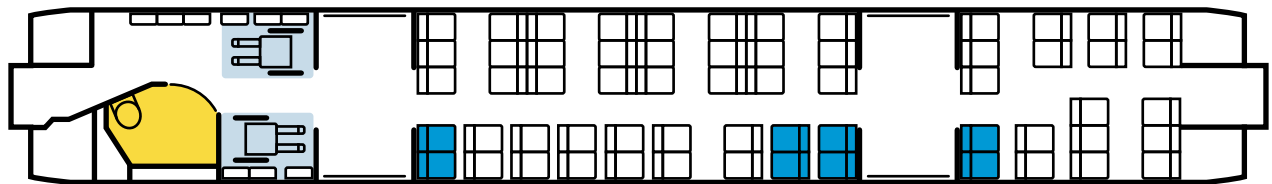
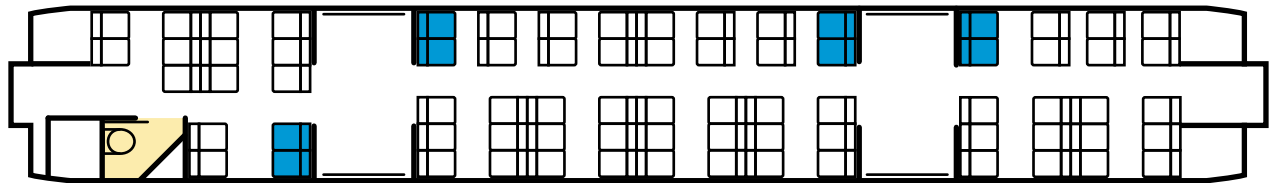
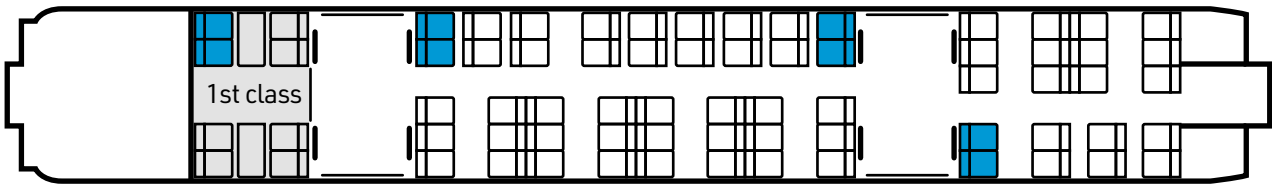
Suburban services

These trains often run as multiple units of 8 or 12 carriages. The information shown is for each set of 4 carriages.

Year built	2002-2006
Number of units	127
RVAR/PRM-TSI	RVAR
Wheelchair spaces	2
Priority seats	32
Total seats	16 first class, 269 standard class
Passenger information system – aural	Yes
Passenger information system – visual	Yes
Standard toilets	1
Accessible toilets	1
Contrasting grab rails	Yes
On-board staff to provide assistance	Yes

Plug sockets are available at every set of seats and additional wireless charging at 1st class table seats

- Wheelchair space
- Accessible toilet
- Priority seat
- Standard toilet



Class 444

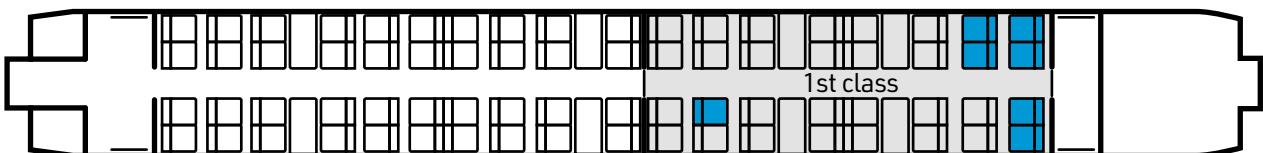
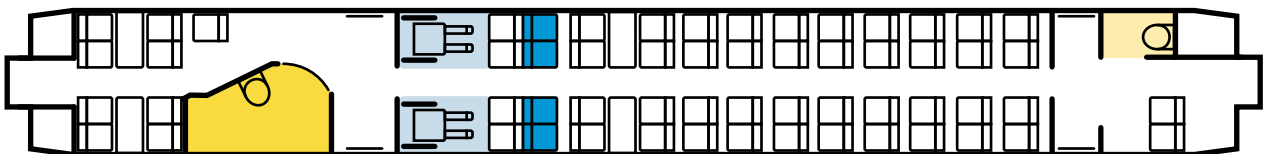
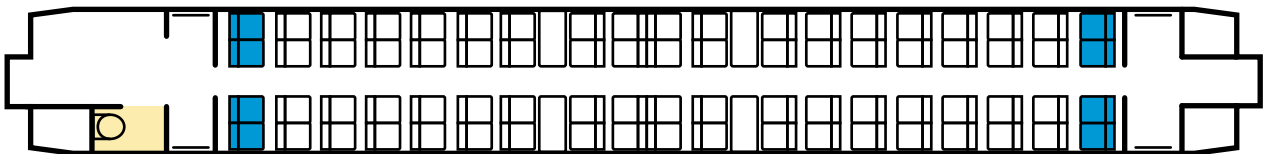
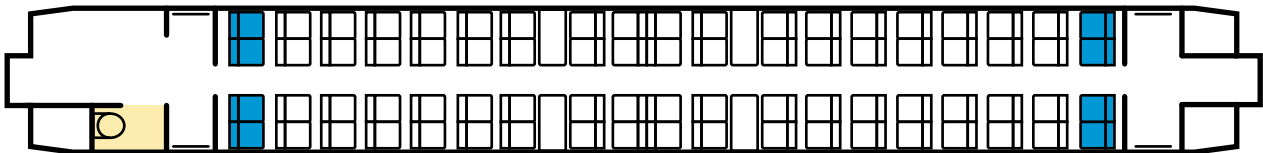
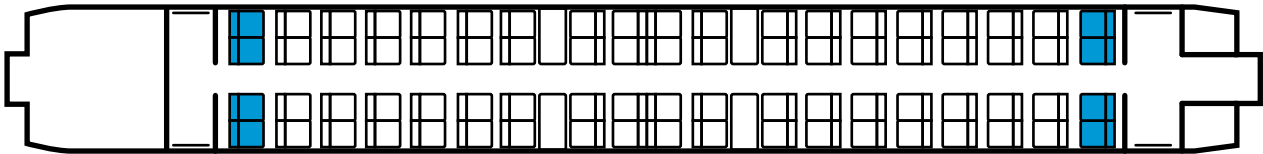
Longer distance services

These trains often run as a double set of 10 carriages. The information shown is for each set of 5 carriages.

Year built	2002-2004
Number of units	45
RVAR/PRM-TSI	RVAR
Wheelchair spaces	2
Priority seats	35
Total seats	32 first class, 327 standard class
Passenger information system – aural	Yes
Passenger information system – visual	Yes
Standard toilets	3
Accessible toilets	1
Contrasting grab rails	Yes
On-board staff to provide assistance	Yes

Plug sockets are available at every set of seats and additional wireless charging at 1st class table seats

- Wheelchair space
- Accessible toilet
- Priority seat
- Standard toilet



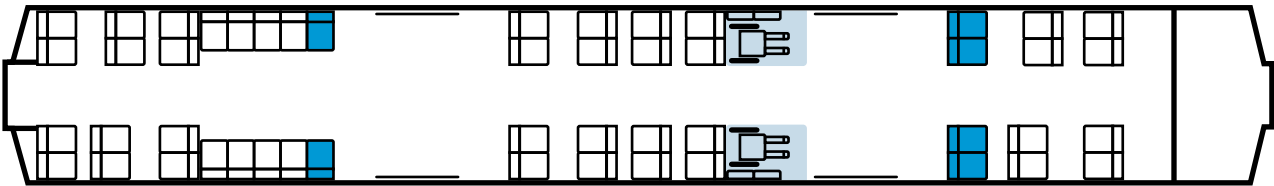
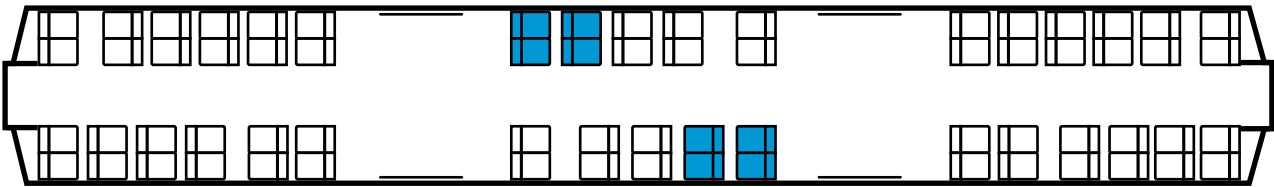
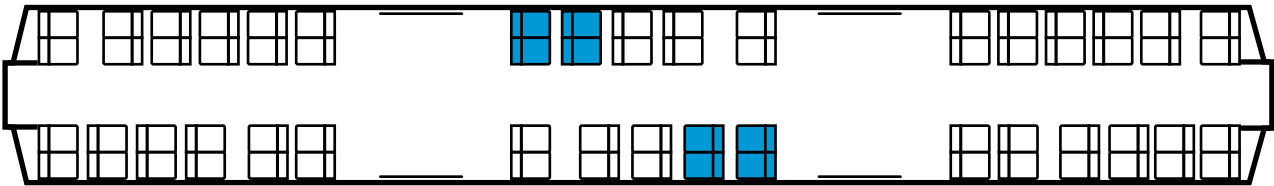
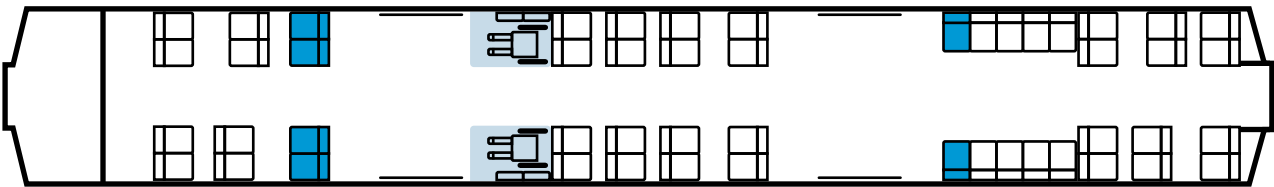
Class 455

Metro services

These trains always run as a double set of 8 carriages with another 455 unit, and often with a Class 456 attached to make 10 carriages. The information shown is for each set of 4 carriages.

Year built	1982-1985
Number of units	91
RVAR/PRM-TSI	RVAR
Wheelchair spaces	4
Priority seats	30
Total seats	244 standard class
Passenger information system – aural	Yes
Passenger information system – visual	Yes
Standard toilets	0
Accessible toilets	0
Contrasting grab rails	Yes
On-board staff to provide assistance	Yes
Plug sockets	0

- Wheelchair space
- Accessible toilet
- Priority seat
- Standard toilet



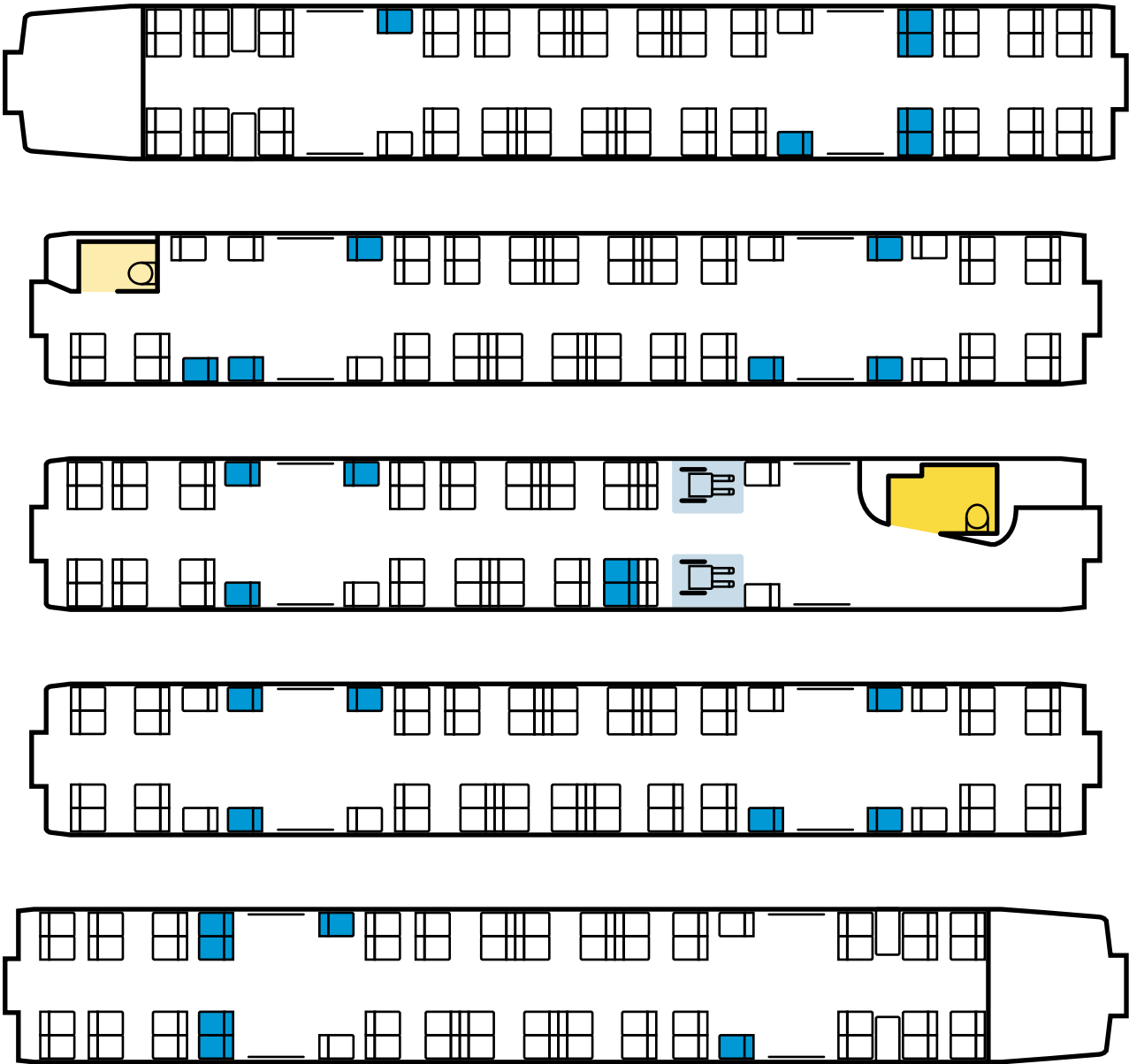
Class 458

Metro services

These trains often run as a double set of 10 carriages.
The information shown is for each set of 5 carriages.

Year built	1998-2002
Number of units	30
RVAR/PRM-TSI	RVAR
Wheelchair spaces	2
Priority seats	33
Total seats	270 standard class
Passenger information system – aural	Yes
Passenger information system – visual	Yes
Standard toilets	1
Accessible toilets	1
Contrasting grab rails	Yes
On-board staff to provide assistance	Yes
Plug sockets	0

- Wheelchair space
- Accessible toilet
- Priority seat
- Standard toilet



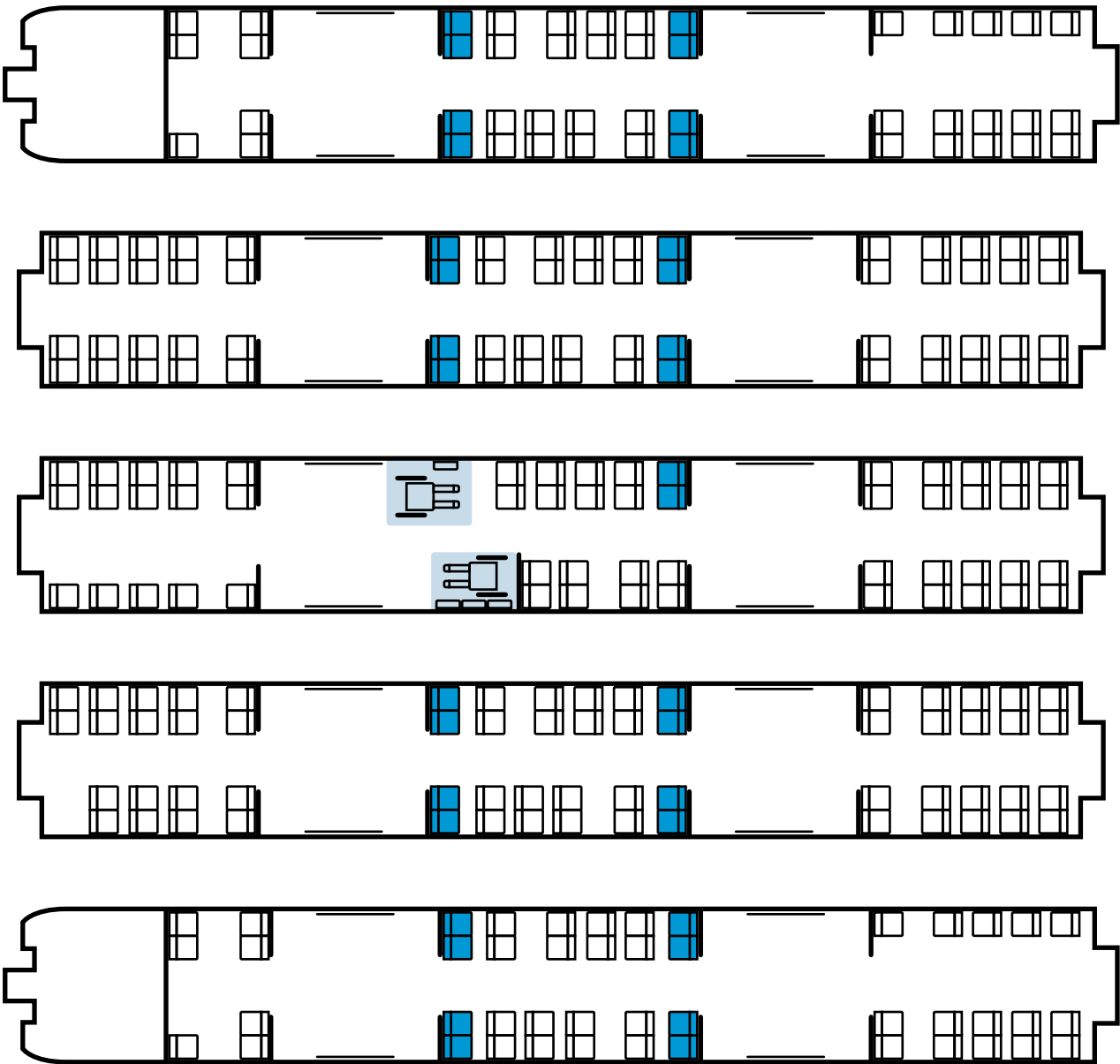
Class 707

Metro services

These trains often run as a double set of 10 carriages.
The information shown is for each set of 5 carriages.

Year built	2015-2018
Number of units	30
RVAR/PRM-TSI	PRM-TSI
Wheelchair spaces	2
Priority seats	34
Total seats	275 standard class
Passenger information system – aural	Yes
Passenger information system – visual	Yes
Standard toilets	0
Accessible toilets	0
Contrasting grab rails	Yes
On-board staff to provide assistance	Yes
Plug sockets are available at every set of seats.	

- Wheelchair space
- Accessible toilet
- Priority seat
- Standard toilet



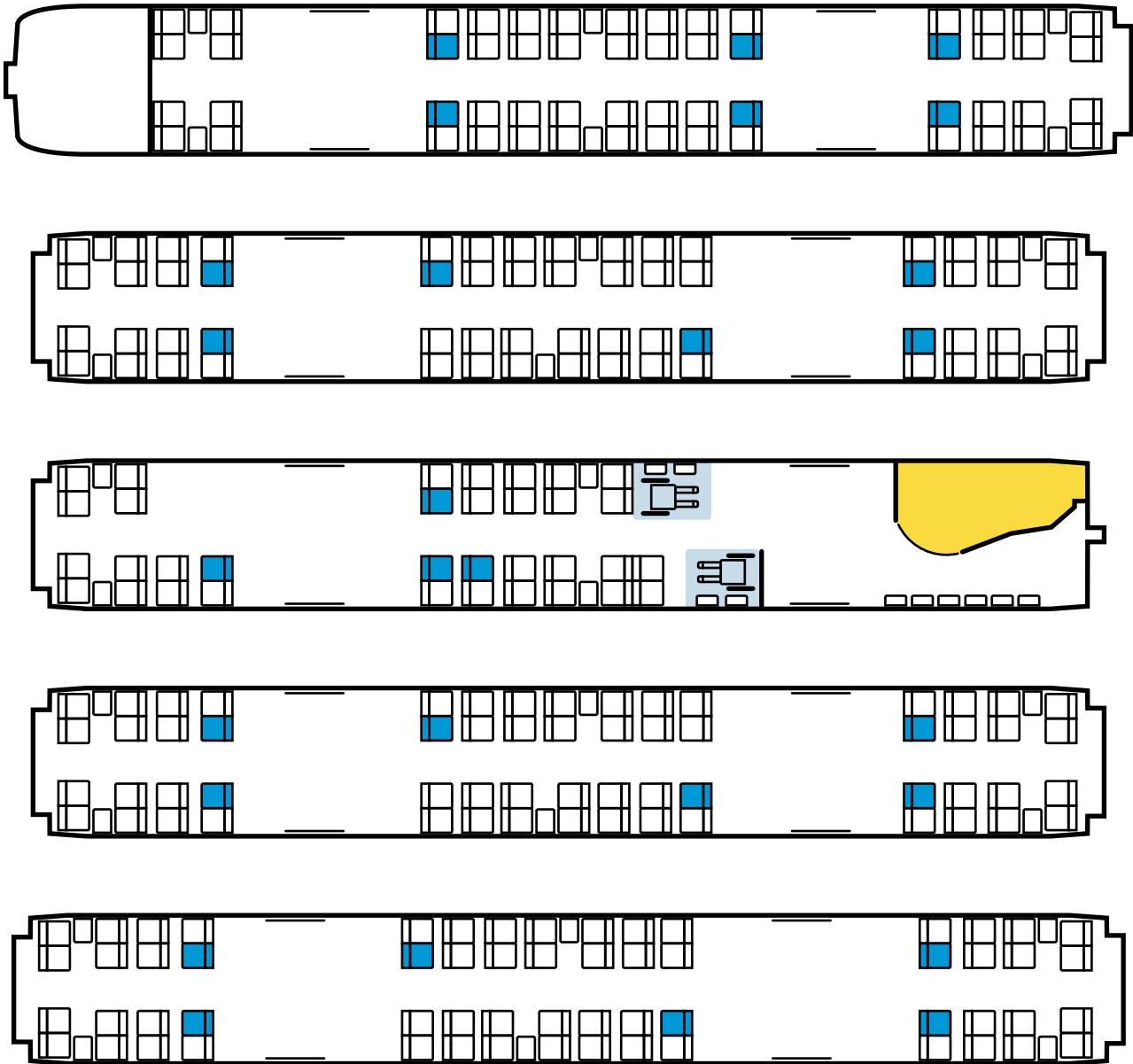
Class 701

Metro services

These trains often run as a double set of 10 carriages.
The information shown is for each set of 5 carriages.

Year built	2019-
Number of units	90
RVAR/PRM-TSI	PRM-TSI
Wheelchair spaces	2
Priority seats	26
Total seats	280 standard class
Passenger information system – aural	Yes
Passenger information system – visual	Yes
Standard toilets	0
Accessible toilets	1
Contrasting grab rails	Yes
On-board staff to provide assistance	Yes
Plug sockets are available at every seat.	

- Wheelchair space
- Accessible toilet
- Priority seat
- Standard toilet

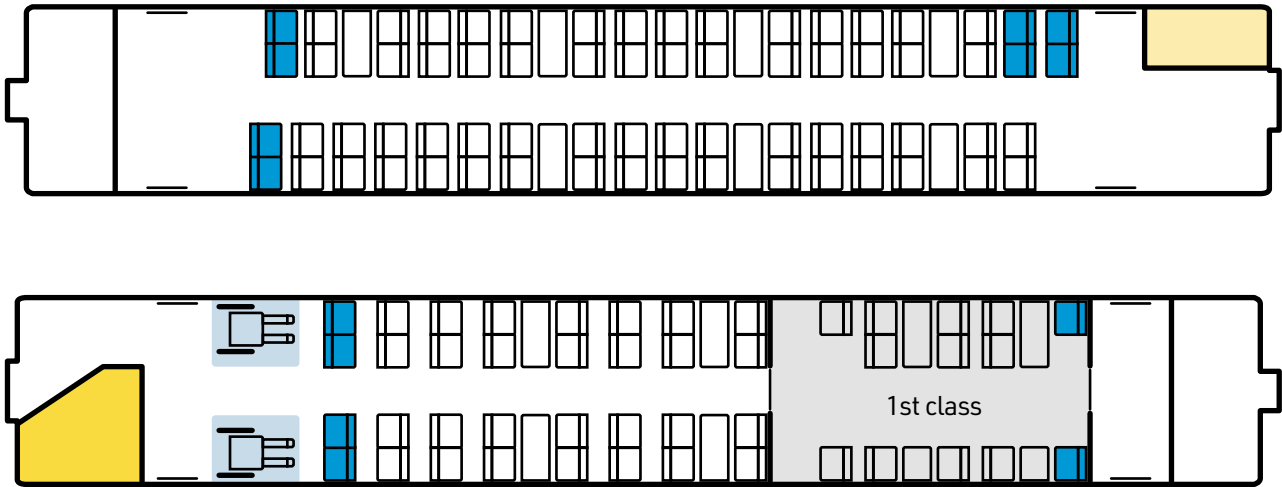


Class 158

West of England services

These trains often run as multiples with other Class 158s and the 3-carriage Class 159. The information shown is for each 2-carriage Class 158.

Year built	1989-1992
Number of units	8
RVAR/PRM-TSI	RVAR
Wheelchair spaces	2
Priority seats	14
Total seats	13 first class, 100 standard class
Passenger information system – aural	Yes
Passenger information system – visual	Yes
Standard toilets	1
Accessible toilets	1
Contrasting grab rails	Yes
On-board staff to provide assistance	Yes
Plug sockets	available at some first class table seats.



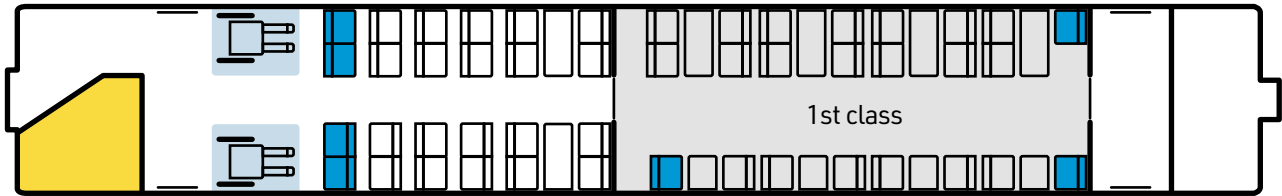
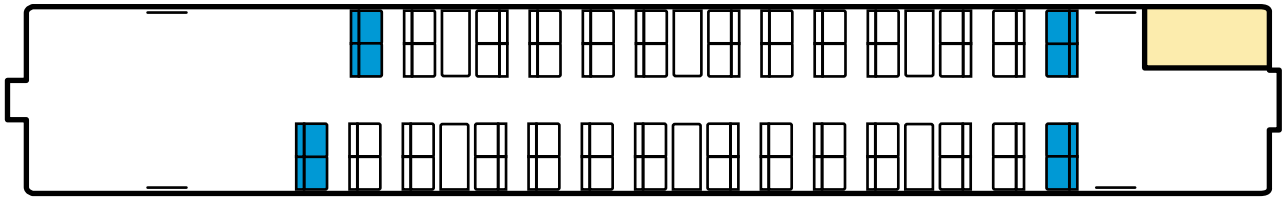
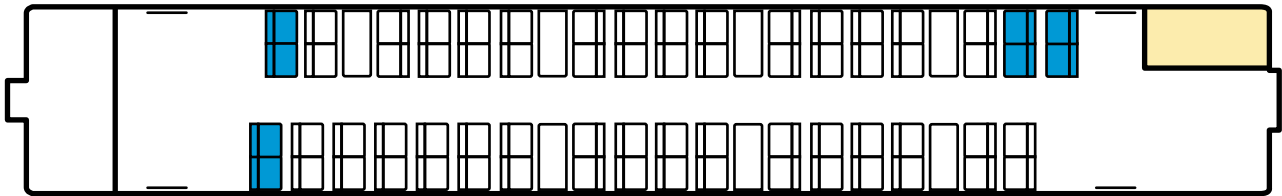
- Wheelchair space
- Accessible toilet
- Priority seat
- Standard toilet

Class 159

West of England services

These trains often run as multiples with other Class 159s and the 2-carriage Class 158. The information shown is for each 3-carriage Class 159.

Year built	1989-1992
Number of units	32
RVAR/PRM-TSI	RVAR
Wheelchair spaces	2
Priority seats	21
Total seats	23 first class, 146 standard class
Passenger information system – aural	Yes
Passenger information system – visual	Yes
Standard toilets	2
Accessible toilets	1
Contrasting grab rails	Yes
On-board staff to provide assistance	Yes
Plug sockets	available at some first class table seats.



- Wheelchair space
- Accessible toilet
- Priority seat
- Standard toilet

Class 484

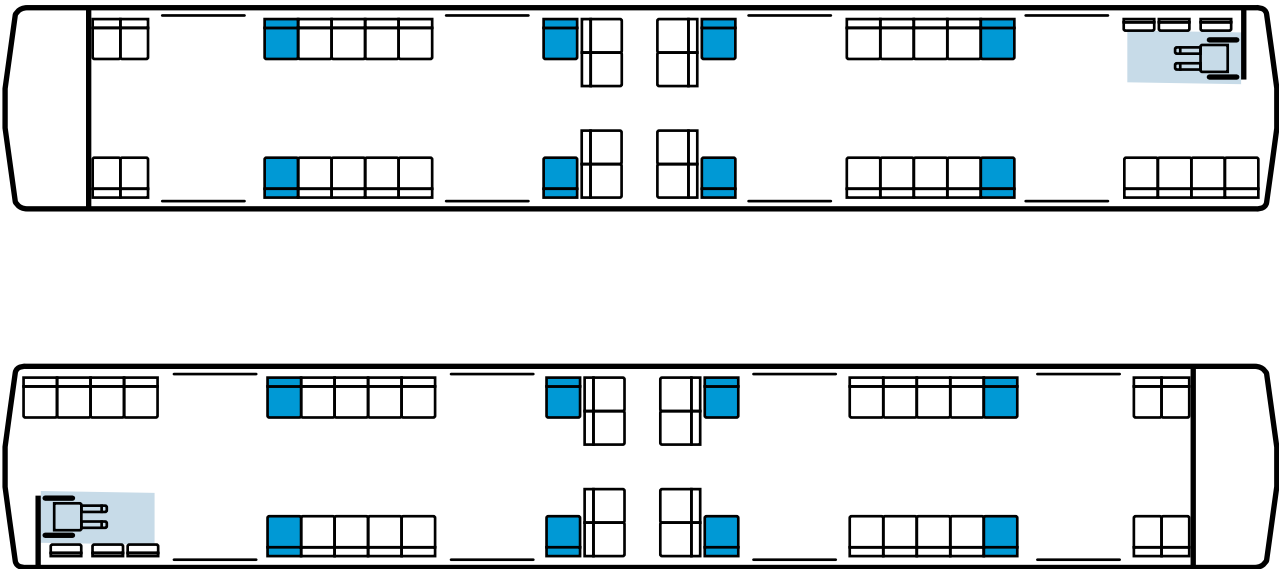
Island Line services

These trains usually run as a set of 2 carriages.
 They may couple together to form a train of 4 carriages.
 The information shown is for each set of 2 carriages.

Year built	1978-1981
Number of units	4
RVAR/PRM-TSI	PRM-TSI
Wheelchair spaces	2
Priority seats	16
Total seats	84 standard class
Passenger information system – aural	Yes
Passenger information system – visual	Yes
Standard toilets	0
Accessible toilets	0
Contrasting grab rails	Yes
On-board staff to provide assistance	Yes

Plug sockets3-pin plug at front/rear facing seats.
 USB at side-facing seats.

- Wheelchair space
- Accessible toilet
- Priority seat
- Standard toilet





Visit us at **southwesternrailway.com**

- Buy tickets online
- Find out about special offers and days out
- See live train information
- Plan your journey
- Find train times
- See the latest news



Free travel alerts **southwesternrailway.com/alerts**

Register with us for up-to-date information about train services, delays and alterations.



@SW_Help

Follow us on X and be the first to know what's happening on our network.



Facebook.com/SWRailway

For information about our network and details of our latest offers.



CustomerService Centre **0345 6000 650**

Our UK-based team are available

Monday to Friday 08:00 - 20:00, Saturday 09:00 - 18:00 and Sunday 09:00 - 16:00

- Give us your comments and suggestions



Assisted travel | Text Relay **0800 5282 100 | 18001 0800 5282 100**

This is a Freephone service for older and disabled passengers (open 24 hours a day).

We recommend booking assisted travel at least **2 hours before your journey.**



National Rail Enquiries **0345 748 4950**

South Western **Railway**