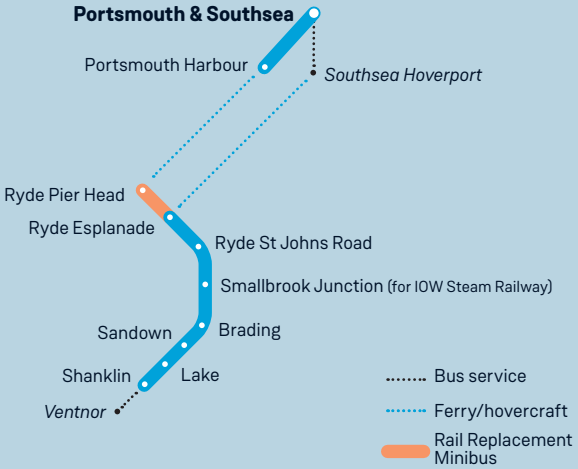


# 24

## ISLAND LINE Isle of Wight to Portsmouth Harbour



### Train times

7 October 2024 until May 2025

## Your timetable

This timetable shows Island Line train services between **Shanklin and Ryde Esplanade**. A replacement minibus service will operate between Ryde Esplanade and Ryde Pier Head. Times for the connecting bus link from Shanklin to Ventnor are also included.

Ferries from Ryde Pier Head to Portsmouth Harbour offer connections to mainland train services by South Western Railway to London Waterloo, Southern to London Victoria and Great Western Railway to Cardiff.

Customers for the Isle of Wight Steam Railway should travel to Smallbrook Junction for connecting services. For more information please visit **[iwsteamrailway.co.uk](http://iwsteamrailway.co.uk)**.

## Buy a ticket before you board

You need to buy a valid ticket before you get on your train. We know that most of our passengers do this before travelling, and we have a duty to those passengers to make sure no-one travels without paying. This is why we run a penalty fares scheme across most of our network.

If you travel without a valid ticket to or from a station within the penalty fares area, you may have to pay a penalty fare. A Penalty Fare is £100 plus the price of the full single fare applicable for your intended journey. However, if it is paid within 21 days, the Penalty Fare is reduced to £50 plus the price of the single fare applicable.

We have a policy to, wherever possible, prosecute everyone who deliberately avoids paying.

## Automated Delay Repay

We have introduced a new Automated Delay Repay (ADR) system that drastically cuts the time it takes to claim and receive compensation if your train is late.

ADR works for all customers who have bought Advance tickets or a Touch Smartcard season ticket from our website.

If you have a Touch Smartcard season ticket, you will need to touch in and out at the beginning and end of your journey, sign up for a Delay Repay account at **[delayrepay.southwesternrailway.com](http://delayrepay.southwesternrailway.com)** and select 'Auto Delay Repay'. (The email addresses you use for 'My Account' and 'Delay Repay' must match.)

To find out more about Automated Delay Repay, visit: **[southwesternrailway.com/contact-and-help/refunds-and-compensation/delay-repay/automated-delay-repay](http://southwesternrailway.com/contact-and-help/refunds-and-compensation/delay-repay/automated-delay-repay)**.

# Travel with Confidence

So that you can travel with confidence, we are ventilating trains to refresh air, improving information about journeys and trains, and extensively cleaning trains and stations.

## National Rail Enquiries

For full details of train services and fares please telephone **03457 48 49 50**.

This is a local call rate service available 24 hours a day.

## Connections

Please note that connections cannot be guaranteed. Rail and ferry services may not be held in the event of late running.

## Cycles on IslandLine

A maximum of four cycles may be carried at no charge in the 'Shanklin end' of all trains. Island Line reserves the right to restrict the carriage of bicycles on any trains when the safety and comfort of passengers or the punctuality of the train may be jeopardised. Implementation of this restriction will be at the guard's discretion.

**Please note that tandems and cycles with attachments cannot be carried.**

## No-smoking policy

For the comfort of all our customers, smoking and using e-cigarettes is not allowed on any part of our trains or stations.

You can smoke outside the station entrance or in our car parks.

## Changes to train times

Network Rail need to do engineering work to maintain and improve the rail network. They do a lot of this work at weekends and during holiday periods, but they also need to do some work overnight during the week.

If we need to close rail lines so Network Rail can carry out work, buses will replace train services. We may also have to alter train services over a wider area.

Please check for any changes to train times before travelling at weekends, late in the evening or early in the morning.

Look for the 'Changes to train times' posters at stations, or visit our website at **southwesternrailway.com**.

## Public holidays

Services are subject to alteration during public holidays and passengers are advised to check train times before travelling.

# Fares and Discounts

## Children's fares

Children aged 15 years and under travel for half the adult price and under 5's travel free on all services.

## Season Tickets

For regular passengers a Season Ticket offers reductions on the cost of buying return tickets every day. For information on the savings a Weekly, Monthly or Annual Season Ticket can offer you, please enquire at Ryde Esplanade or Shanklin ticket offices, or ask the guard on the train. A photocard is required for all Season Tickets.

## Island Line Residents Card

Save 40% on Island Line Single and Day Return Fares with an Island Line Residents Card. Savings available after 9am Monday to Friday and all day weekends and public holidays. Residents Cards cost **£5** for the individual card or **£7.50** for the Family Card.

To apply for your discount card complete an application form and take it together with a recent photograph of yourself and proof of residence, for example council tax notice or driving licence to either Ryde Esplanade or Shanklin ticket office.

**All National Railcards are accepted for reduced rate travel on Hovertravel and Wightlink services when part of a rail journey.**

# Connections

## BY TRAIN

### South Western Railway

Provides fast, frequent trains from London Waterloo to Portsmouth. For further details visit [southwesternrailway.com](https://www.southwesternrailway.com)

### Southern

Provides services from Brighton, Chichester and West Sussex stations, also from London Victoria to Portsmouth via East Croydon and Gatwick Airport.

For further details visit [southernrailway.com](https://www.southernrailway.com)

### Great Western Railway

Provides frequent services from Cardiff, Bristol, Salisbury and Southampton to Portsmouth Harbour.

For further details visit [GWR.com](https://www.gwr.com)

## BY HOVERCRAFT

### Hovertravel

Provides a fast and friendly service to the Isle of Wight. A 10 minute crossing between Southsea (Clarence Pier) and Ryde Esplanade with connections to Island Line trains.

For further details please telephone **01983 717700** or visit [hovertravel.co.uk](https://www.hovertravel.co.uk)

## BY FERRY

### Wightlink

Provides a fast, comfortable service between Portsmouth Harbour and Ryde Pier Head. This crossing, which takes approximately 22 minutes, connects with the station at each end of the service.

Please telephone **0333 999 7333** or visit [wightlink.co.uk](https://www.wightlink.co.uk)

# Connections

## BY BUS

### Southern Vectis

Provides bus services across the island.

Please telephone **0330 0539 182** or visit **islandbuses.info**

### Shanklin to Ventnor Rail/Bus Link

The joint initiative between Island Line and Southern Vectis at Shanklin has now been going for several years. This arrangement involves the station being served by Southern Vectis service 3. Buses will depart from the station front providing direct links, seven days a week, for rail passengers to Whiteley Bank, Wroxall and Ventnor.

Special 'Rail-link' fares are available to passengers making a through journey using both Southern Vectis and Island Line Trains. The tickets can be bought at the station or on the bus.

For further details please telephone **0330 0539 182** or visit **islandbuses.info/services/SVCT/3**

### First Bus

First Bus in Portsmouth, Fareham and Gosport operate nearly 40 routes on the mainland. Please visit **firstgroup.com** for further information.

### Stagecoach Bus

Stagecoach bus services include Coastliner 700, which operates between Portsmouth Harbour and Bognor Regis calling at Havant, Emsworth and Chichester. Please visit **stagecoachbus.com** to download a timetable.



**MONDAY TO FRIDAY**
**Isle of Wight - Portsmouth**

Notes																					
Ventnor (Boots)	d			0600		0645	0715	0746	0820	0846	0916	0946	1016	1046	1116	1146	1216	1246	1316	1346	
Shanklin	d		0601	0630	0700	0730	0800	0830	0900	0930	1000	1030	1100	1130	1200	1230	1300	1330	1400	1430	
Lake	d		0604	0633	0703	0733	0803	0833	0903	0933	1003	1033	1103	1133	1203	1233	1303	1333	1403	1433	
Sandown	d		0607	0636	0706	0736	0806	0836	0906	0936	1006	1036	1106	1136	1206	1236	1306	1336	1406	1436	
Brading	d		0612	0641	0711	0741	0811	0841	0911	0941	1011	1041	1111	1141	1211	1241	1311	1341	1411	1441	
Smallbrook Junction	d										1016	1046	1116	1146	1216	1246	1316	1346	1416	1446	
Ryde St Johns Road	d	0521	0554	0620	0649	0719	0749	0819	0849	0919	0949	1020	1050	1120	1150	1220	1250	1320	1350	1420	1450
Ryde Esplanade	a		0557	0623	0652	0722	0752	0822	0852	0922	0952	1023	1053	1123	1153	1223	1253	1323	1353	1423	1453
For Ryde Pier Head, change at Ryde Esplanade for a minibus, leaving from the layby outside the station																					
Ryde Esplanade	d	0527u	0602	0632	0702	0732	0802	0832	0902	0932	1002	1032	1102	1132	1202	1232	1302	1332	1402	1432	1502
Ryde Pier Head	a	0530	0605	0635	0705	0735	0805	0835	0905	0935	1005	1035	1105	1135	1205	1235	1305	1335	1405	1435	1505
Ryde Pier Head	d	0540		0645		0745		0845		0945		1045		1145		1245		1345		1445	
Portsmouth Harbour	a	0602		0707		0807		0907		1007		1107		1207		1307		1407		1507	

Wightlink catamaran times are correct at time of publication but subject to alteration.

Check before travelling. Please visit [wightlink.co.uk](http://wightlink.co.uk) or call 0333 999 7333 (calls charged at local rate).

Connections between ferries and replacement buses are not guaranteed. Where possible, customers are advised to allow at least 10 minutes to change.

For Hovertravel connections please visit [hovertravel.co.uk](http://hovertravel.co.uk)

**MONDAY TO FRIDAY**
**Isle of Wight - Portsmouth**

Notes																				
Ventnor (Boots)	d	1416	1446	1516	1546	1616	1647	1717	1747	1815	1845	1940			2040	2140				
<b>Shanklin</b>	d	<b>1500</b>	<b>1530</b>	<b>1600</b>	<b>1630</b>	<b>1700</b>	<b>1730</b>	<b>1800</b>	<b>1830</b>	<b>1900</b>	<b>1930</b>	<b>2010</b>	<b>2030</b>		<b>2130</b>	<b>2230</b>				
<b>Lake</b>	d	<b>1503</b>	<b>1533</b>	<b>1603</b>	<b>1633</b>	<b>1703</b>	<b>1733</b>	<b>1803</b>	<b>1833</b>	<b>1903</b>	<b>1933</b>	<b>2013</b>	<b>2033</b>		<b>2133</b>	<b>2233</b>				
<b>Sandown</b>	d	<b>1506</b>	<b>1536</b>	<b>1606</b>	<b>1636</b>	<b>1706</b>	<b>1736</b>	<b>1806</b>	<b>1836</b>	<b>1906</b>	<b>1936</b>	<b>2017</b>	<b>2036</b>		<b>2136</b>	<b>2236</b>				
<b>Brading</b>	d	<b>1511</b>	<b>1541</b>	<b>1611</b>	<b>1641</b>	<b>1711</b>	<b>1741</b>	<b>1811</b>	<b>1841</b>	<b>1911</b>	<b>1941</b>	<b>2022</b>	<b>2041</b>		<b>2141</b>	<b>2241</b>				
Smallbrook Junction	d	1516	1546	1616	1646	1716	1746	1816	1846u											
Ryde St Johns Road	d	1520	1550	1620	1650	1720	1750	1820	1850	1919	1949	2030	2049		2149	2249				
Ryde Esplanade	a	1523	1553	1623	1653	1723	1753	1823	1853	1922	1952	2033	2052		2152	2252				
<b>For Ryde Pier Head, change at Ryde Esplanade for a minibus, leaving from the layby outside the station</b>																				
<b>Ryde Esplanade </b>	d	<b>1532</b>	<b>1602</b>	<b>1632</b>	<b>1702</b>	<b>1732</b>	<b>1802</b>	<b>1832</b>	<b>1902</b>	<b>1932</b>	<b>2002</b>	<b>2039</b>	<b>2102</b>	<b>2139</b>	<b>2159</b>	<b>2257</b>				
<b>Ryde Pier Head </b>	a	<b>1535</b>	<b>1605</b>	<b>1635</b>	<b>1705</b>	<b>1735</b>	<b>1805</b>	<b>1835</b>	<b>1905</b>	<b>1935</b>	<b>2005</b>	<b>2042</b>	<b>2105</b>	<b>2142</b>	<b>2202</b>	<b>2300</b>				
<b>Ryde Pier Head </b>	d	<b>1545</b>		<b>1645</b>		<b>1745</b>		<b>1845</b>		<b>1947</b>		<b>2052</b>			<b>2215</b>	<b>2310</b>				
<b>Portsmouth Harbour </b>	a	<b>1607</b>		<b>1707</b>		<b>1807</b>		<b>1907</b>		<b>2009</b>		<b>2114</b>			<b>2237</b>	<b>2332</b>				

Wightlink catamaran times are correct at time of publication but subject to alteration.

Check before travelling. Please visit [wightlink.co.uk](http://wightlink.co.uk) or call 0333 999 7333 (calls charged at local rate).

Connections between ferries and replacement buses are not guaranteed. Where possible, customers are advised to allow at least 10 minutes to change.

For Hovertravel connections please visit [hovertravel.co.uk](http://hovertravel.co.uk)



## SATURDAY

## Isle of Wight - Portsmouth

Notes																					
Ventnor (Boots)	d			0600		0645		0746	0820	0846	0916	0946	1016	1046	1116	1146	1216	1246	1316	1346	
Shanklin	d		0601	0630	0700	0730	0800	0830	0900	0930	1000	1030	1100	1130	1200	1230	1300	1330	1400	1430	
Lake	d		0604	0633	0703	0733	0803	0833	0903	0933	1003	1033	1103	1133	1203	1233	1303	1333	1403	1433	
Sandown	d		0607	0636	0706	0736	0806	0836	0906	0936	1006	1036	1106	1136	1206	1236	1306	1336	1406	1436	
Brading	d		0612	0641	0711	0741	0811	0841	0911	0941	1011	1041	1111	1141	1211	1241	1311	1341	1411	1441	
Smallbrook Junction	d										1016	1046	1116	1146	1216	1246	1316	1346	1416	1446	
Ryde St Johns Road	d	0521	0554	0620	0649	0719	0749	0819	0849	0919	0949	1020	1050	1120	1150	1220	1250	1320	1350	1420	1450
Ryde Esplanade	a		0557	0623	0652	0722	0752	0822	0852	0922	0952	1023	1053	1123	1153	1223	1253	1323	1353	1423	1453
For Ryde Pier Head, change at Ryde Esplanade for a minibus, leaving from the layby outside the station																					
Ryde Esplanade	d	0527u	0602	0632	0702	0732	0802	0832	0902	0932	1002	1032	1102	1132	1202	1232	1302	1332	1402	1432	1502
Ryde Pier Head	a	0530	0605	0635	0705	0735	0805	0835	0905	0935	1005	1035	1105	1135	1205	1235	1305	1335	1405	1435	1505
Ryde Pier Head	d				0745		0845		0945		1045		1145		1245		1345		1445		
Portsmouth Harbour	a				0807		0907		1007		1107		1207		1307		1407		1507		

Wightlink catamaran times are correct at time of publication but subject to alteration.

Check before travelling. Please visit [wightlink.co.uk](http://wightlink.co.uk) or call 0333 999 7333 (calls charged at local rate).

Connections between ferries and replacement buses are not guaranteed. Where possible, customers are advised to allow at least 10 minutes to change.

For Hovertravel connections please visit [hovertravel.co.uk](http://hovertravel.co.uk)

## SATURDAY

## Isle of Wight - Portsmouth

Notes																			
Ventnor (Boots)	d	1416	1446	1516	1546	1616	1647	1717	1747	1815	1845	1940			2040	2140			
Shanklin	d	1500	1530	1600	1630	1700	1730	1800	1830	1900	1930	2010	2030		2130	2230			
Lake	d	1503	1533	1603	1633	1703	1733	1803	1833	1903	1933	2013	2033		2133	2233			
Sandown	d	1506	1536	1606	1636	1706	1736	1806	1836	1906	1936	2017	2036		2136	2236			
Brading	d	1511	1541	1611	1641	1711	1741	1811	1841	1911	1941	2022	2041		2141	2241			
Smallbrook Junction	d	1516	1546	1616	1646	1716	1746	1816	1846u										
Ryde St Johns Road	d	1520	1550	1620	1650	1720	1750	1820	1850	1919	1949	2030	2049		2149	2249			
Ryde Esplanade	a	1523	1553	1623	1653	1723	1753	1823	1853	1922	1952	2033	2052		2152	2252			
For Ryde Pier Head, change at Ryde Esplanade for a minibus, leaving from the layby outside the station																			
Ryde Esplanade	d	1532	1602	1632	1702	1732	1802	1832	1902	1932	2002	2039	2102	2139	2159	2257			
Ryde Pier Head	a	1535	1605	1635	1705	1735	1805	1835	1905	1935	2005	2042	2105	2142	2202	2300			
Ryde Pier Head	d	1545		1645		1745		1845		1947		2052			2215	2310			
Portsmouth Harbour	a	1607		1707		1807		1907		2009		2114			2237	2332			

Wightlink catamaran times are correct at time of publication but subject to alteration.

Check before travelling. Please visit [wightlink.co.uk](http://wightlink.co.uk) or call 0333 999 7333 (calls charged at local rate).

Connections between ferries and replacement buses are not guaranteed. Where possible, customers are advised to allow at least 10 minutes to change.

For Hovertravel connections please visit [hovertravel.co.uk](http://hovertravel.co.uk)

# SUNDAY

# Isle of Wight - Portsmouth

Notes																					
Ventnor (Boots)	d				0644		0815	0847	0917	0945	1015	1045	1115	1145	1215	1245	1315	1345	1415	1445	
Shanklin	d		0705		0804	0830	0900	0930	1000	1030	1100	1130	1200	1230	1300	1330	1400	1430	1500	1530	
Lake	d		0708		0807	0833	0903	0933	1003	1033	1103	1133	1203	1233	1303	1333	1403	1433	1503	1533	
Sandown	d		0711		0810	0836	0906	0936	1006	1036	1106	1136	1206	1236	1306	1336	1406	1436	1506	1536	
Brading	d		0716		0815	0841	0911	0941	1011	1041	1111	1141	1211	1241	1311	1341	1411	1441	1511	1541	
Smallbrook Junction	d								1016	1046	1116	1146	1216	1246	1316	1346	1416	1446	1516	1546	
Ryde St Johns Road	d	0631	0724	0756	0823	0849	0919	0949	1020	1050	1120	1150	1220	1250	1320	1350	1420	1450	1520	1550	
Ryde Esplanade	a	0634	0727	0759	0826	0852	0922	0952	1023	1053	1123	1153	1223	1253	1323	1353	1423	1453	1523	1553	
For Ryde Pier Head, change at Ryde Esplanade for a minibus, leaving from the layby outside the station																					
Ryde Esplanade	d	0641	0711	0732	0805	0832	0858	0932	1002	1032	1102	1132	1202	1232	1302	1332	1402	1432	1502	1532	1602
Ryde Pier Head	a	0644	0714	0735	0808	0835	0901	0935	1005	1035	1105	1135	1205	1235	1305	1335	1405	1435	1505	1535	1605
Ryde Pier Head	d		0745		0845		0945		1045		1145		1245		1345		1445		1545		
Portsmouth Harbour	a		0807		0907		1007		1107		1207		1307		1407		1507		1607		

Wightlink catamaran times are correct at time of publication but subject to alteration.

Check before travelling. Please visit [wightlink.co.uk](http://wightlink.co.uk) or call 0333 999 7333 (calls charged at local rate).

Connections between ferries and replacement buses are not guaranteed. Where possible, customers are advised to allow at least 10 minutes to change.

For Hovertravel connections please visit [hovertravel.co.uk](http://hovertravel.co.uk)

# SUNDAY

# Isle of Wight - Portsmouth

Notes																						
Ventnor (Boots)	d	1515	1545	1615	1645	1715	1743	1813	1843	1940			2040	2110								
<b>Shanklin</b>	d	<b>1600</b>	<b>1630</b>	<b>1700</b>	<b>1730</b>	<b>1800</b>	<b>1830</b>	<b>1900</b>	<b>1930</b>	<b>2010</b>	<b>2030</b>		<b>2130</b>	<b>2230</b>								
<b>Lake</b>	d	<b>1603</b>	<b>1633</b>	<b>1703</b>	<b>1733</b>	<b>1803</b>	<b>1833</b>	<b>1903</b>	<b>1933</b>	<b>2013</b>	<b>2033</b>		<b>2133</b>	<b>2233</b>								
<b>Sandown</b>	d	<b>1606</b>	<b>1636</b>	<b>1706</b>	<b>1736</b>	<b>1806</b>	<b>1836</b>	<b>1906</b>	<b>1936</b>	<b>2017</b>	<b>2036</b>		<b>2136</b>	<b>2236</b>								
<b>Brading</b>	d	<b>1611</b>	<b>1641</b>	<b>1711</b>	<b>1741</b>	<b>1811</b>	<b>1841</b>	<b>1911</b>	<b>1941</b>	<b>2022</b>	<b>2041</b>		<b>2141</b>	<b>2241</b>								
Smallbrook Junction	d	1616	1646		1746u																	
Ryde St Johns Road	d	1620	1650	1719	1750	1819	1849	1919	1949	2030	2049		2149	2249								
Ryde Esplanade	a	1623	1653	1722	1753	1822	1852	1922	1952	2033	2052		2152	2252								
<b>For Ryde Pier Head, change at Ryde Esplanade for a minibus, leaving from the layby outside the station</b>																						
<b>Ryde Esplanade </b>	d	<b>1632</b>	<b>1702</b>	<b>1732</b>	<b>1802</b>	<b>1832</b>	<b>1902</b>	<b>1932</b>	<b>2002</b>	<b>2039</b>	<b>2102</b>	<b>2139</b>	<b>2159</b>	<b>2257</b>								
<b>Ryde Pier Head </b>	a	<b>1635</b>	<b>1705</b>	<b>1735</b>	<b>1805</b>	<b>1835</b>	<b>1905</b>	<b>1935</b>	<b>2005</b>	<b>2042</b>	<b>2105</b>	<b>2142</b>	<b>2202</b>	<b>2300</b>								
<b>Ryde Pier Head </b>	d	<b>1645</b>		<b>1745</b>		<b>1845</b>		<b>1947</b>		<b>2052</b>			<b>2215</b>	<b>2310</b>								
<b>Portsmouth Harbour </b>	a	<b>1707</b>		<b>1807</b>		<b>1907</b>		<b>2009</b>		<b>2114</b>			<b>2237</b>	<b>2332</b>								

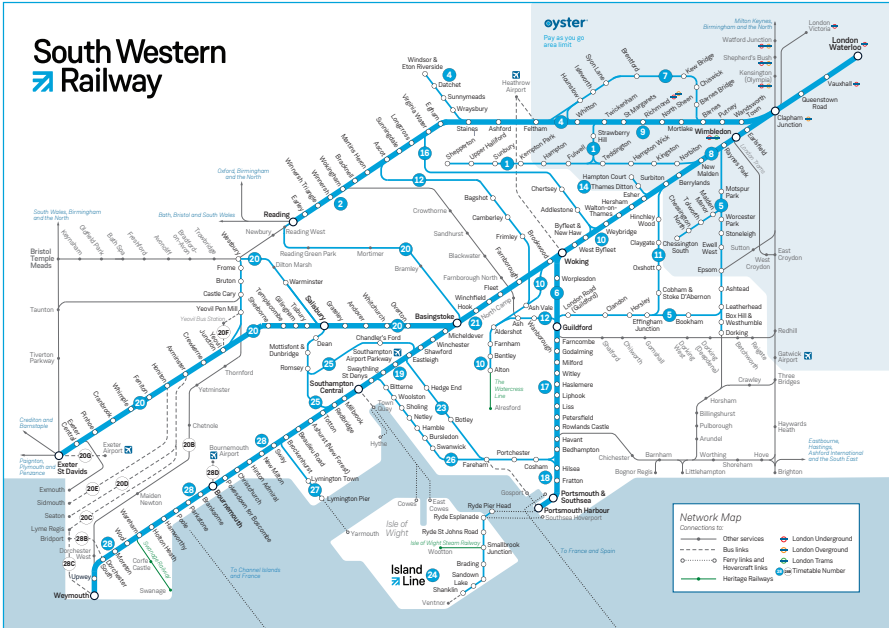
Wightlink catamaran times are correct at time of publication but subject to alteration.

Check before travelling. Please visit [wightlink.co.uk](http://wightlink.co.uk) or call 0333 999 7333 (calls charged at local rate).

Connections between ferries and replacement buses are not guaranteed. Where possible, customers are advised to allow at least 10 minutes to change.

For Hovertravel connections please visit [hovertravel.co.uk](http://hovertravel.co.uk)

# South Western Railway



## Changing trains

Most journeys shown in this timetable are direct trains, shown in **bold type**. However, you may be able to make other journeys or reach your destination more quickly by changing trains. To help you find these alternative trains, we show them in *light italic type*. A letter against the time will show where you need to change trains – please check the ‘Notes’ section for an explanation of these letters.

Please allow plenty of time to change trains. At most stations you will need to allow at least five minutes. You will need longer at some stations, and this is shown in the ‘Station information’ table in this timetable. For example ⑩ means you should allow 10 minutes to change trains at this station.

**MONDAY TO FRIDAY**
**Portsmouth - Isle of Wight**

Notes																					
Portsmouth Harbour	d	0515		0615		0715		0815		0915		1015		1115		1215		1315		1415	
Ryde Pier Head	a	0537		0637		0737		0837		0937		1037		1137		1237		1337		1437	
Ryde Pier Head	d	0547	0617	0647	0717	0747	0817	0847	0917	0947	1017	1047	1117	1147	1217	1247	1317	1347	1417	1447	
Ryde Esplanade	a	0550	0620	0650	0720	0750	0820	0850	0920	0950	1020	1050	1120	1150	1220	1250	1320	1350	1420	1450	
For trains towards Shanklin, change at Ryde Esplanade.																					
Ryde Esplanade	d		0601	0630	0700	0730	0800	0830	0900	0930	0959	1029	1059	1129	1159	1229	1259	1329	1359	1429	1459
Ryde St Johns Road	d	0538	0605	0634	0704	0734	0804	0834	0904	0934	1003	1033	1103	1133	1203	1233	1303	1333	1403	1433	1503
Smallbrook Junction	d										1006	1036	1106	1136	1206	1236	1306	1336	1406	1436	1506
Brading	d	0546	0613	0642	0712	0742	0812	0842	0912	0942	1012	1042	1112	1142	1212	1242	1312	1342	1412	1442	1512
Sandown	d	0551	0618	0647	0717	0747	0817	0847	0917	0947	1017	1047	1117	1147	1217	1247	1317	1347	1417	1447	1517
Lake	d	0554	0621	0650	0720	0750	0820	0850	0920	0950	1020	1050	1120	1150	1220	1250	1320	1350	1420	1450	1520
Shanklin	a	0557	0624	0653	0723	0753	0823	0853	0923	0953	1023	1053	1123	1153	1223	1253	1323	1353	1423	1453	1523
Ventnor (Boots)	a		0650	0737	0810	0853		0927	0957	1032	1107	1137	1207	1237	1307	1337	1407	1437	1507	1537	1607

Wightlink catamaran times are correct at time of publication but subject to alteration.

Check before travelling. Please visit [wightlink.co.uk](http://wightlink.co.uk) or call 0333 999 7333 (calls charged at local rate).

Connections between ferries and replacement buses are not guaranteed. Where possible, customers are advised to allow at least 10 minutes to change.

For Hovertravel connections please visit [hovertravel.co.uk](http://hovertravel.co.uk)

**MONDAY TO FRIDAY**
**Portsmouth - Isle of Wight**

Notes																				
Portsmouth Harbour  d		1515		1615		1715		1815		1920		2020		2145	2245					
Ryde Pier Head  a		1537		1637		1737		1837		1942		2042		2207	2307					
<b>Ryde Pier Head  d</b>	<b>1517</b>	<b>1547</b>	<b>1617</b>	<b>1647</b>	<b>1717</b>	<b>1747</b>	<b>1817</b>	<b>1847</b>	<b>1917</b>	<b>1952</b>	<b>2017</b>	<b>2052</b>	<b>2117</b>	<b>2152</b>	<b>2217</b>	<b>2317</b>				
<b>Ryde Esplanade  a</b>	<b>1520</b>	<b>1550</b>	<b>1620</b>	<b>1650</b>	<b>1720</b>	<b>1750</b>	<b>1820</b>	<b>1850</b>	<b>1920</b>	<b>1955</b>	<b>2020</b>	<b>2055</b>	<b>2120</b>	<b>2155</b>	<b>2220</b>	<b>2320</b>				
	<b>For trains towards Shanklin, change at Ryde Esplanade.</b>																			
Ryde Esplanade  d	1529	1559	1629	1659	1729	1759	1829	1900	1930	2000	2037	2100		2200		2325				
Ryde St Johns Road	1533	1603	1633	1703	1733	1803	1833	1904	1934	2004	2040	2104		2204		2328				
Smallbrook Junction  d	1536	1606	1636	1706	1736	1806	1836u													
Brading	1542	1612	1642	1712	1742	1812	1842	1912	1942	2012		2112		2212						
Sandown	1547	1617	1647	1717	1747	1817	1847	1917	1947	2017		2117		2217						
Lake	1550	1620	1650	1720	1750	1820	1850	1920	1950	2020		2120		2220						
Shanklin	1553	1623	1653	1723	1753	1823	1853	1923	1953	2023		2123		2223						
Ventnor (Boots)	1637	1707	1737	1807	1833	1902	1932	1952	2045	2115		2215		2311						

Wightlink catamaran times are correct at time of publication but subject to alteration.


























Check before travelling. Please visit [wightlink.co.uk](http://wightlink.co.uk) or call 0333 999 7333 (calls charged at local rate).

Connections between ferries and replacement buses are not guaranteed. Where possible, customers are advised to allow at least 10 minutes to change.

For Hovertravel connections please visit [hovertravel.co.uk](http://hovertravel.co.uk)

## SATURDAY

## Portsmouth - Isle of Wight

Notes																					
Portsmouth Harbour  d						0715		0815		0915		1015		1115		1215		1315		1415	
Ryde Pier Head  a						0737		0837		0937		1037		1137		1237		1337		1437	
Ryde Pier Head  d		0547	0617	0647	0717	0747	0817	0847	0917	0947	1017	1047	1117	1147	1217	1247	1317	1347	1417	1447	
Ryde Esplanade  a		0550	0620	0650	0720	0750	0820	0850	0920	0950	1020	1050	1120	1150	1220	1250	1320	1350	1420	1450	
	For trains towards Shanklin, change at Ryde Esplanade.																				
Ryde Esplanade  d		0601	0630	0700	0730	0800	0830	0900	0930	0959	1029	1059	1129	1159	1229	1259	1329	1359	1429	1459	
Ryde St Johns Road	d	0538	0605	0634	0704	0734	0804	0834	0904	0934	1003	1033	1103	1133	1203	1233	1303	1333	1403	1433	1503
Smallbrook Junction  d										1006	1036	1106	1136	1206	1236	1306	1336	1406	1436	1506	
Brading	d	0546	0613	0642	0712	0742	0812	0842	0912	0942	1012	1042	1112	1142	1212	1242	1312	1342	1412	1442	1512
Sandown	d	0551	0618	0647	0717	0747	0817	0847	0917	0947	1017	1047	1117	1147	1217	1247	1317	1347	1417	1447	1517
Lake	d	0554	0621	0650	0720	0750	0820	0850	0920	0950	1020	1050	1120	1150	1220	1250	1320	1350	1420	1450	1520
Shanklin	a	0557	0624	0653	0723	0753	0823	0853	0923	0953	1023	1053	1123	1153	1223	1253	1323	1353	1423	1453	1523
Ventnor (Boots)	a		0650	0744	0817	0854		0927	0957	1032	1107	1137	1207	1237	1307	1337	1407	1437	1507	1537	1607

Wightlink catamaran times are correct at time of publication but subject to alteration.

Check before travelling. Please visit [wightlink.co.uk](http://wightlink.co.uk) or call 0333 999 7333 (calls charged at local rate).

Connections between ferries and replacement buses are not guaranteed. Where possible, customers are advised to allow at least 10 minutes to change.

For Hovertravel connections please visit [hovertravel.co.uk](http://hovertravel.co.uk)



## SATURDAY

## Portsmouth - Isle of Wight

Notes																				
Portsmouth Harbour  d		1515		1615		1715		1815		1920		2020		2145	2245					
Ryde Pier Head  a		1537		1637		1737		1837		1942		2042		2207	2307					
Ryde Pier Head  d	1517	1547	1617	1647	1717	1747	1817	1847	1917	1952	2017	2052	2117	2152	2217	2317				
Ryde Esplanade  a	1520	1550	1620	1650	1720	1750	1820	1850	1920	1955	2020	2055	2120	2155	2220	2320				
	For trains towards Shanklin, change at Ryde Esplanade.																			
Ryde Esplanade  d	1529	1559	1629	1659	1729	1759	1829	1900	1930	2000	2037	2100		2200		2325				
Ryde St Johns Road	1533	1603	1633	1703	1733	1803	1833	1904	1934	2004	2040	2104		2204		2328				
Smallbrook Junction  d	1536	1606	1636	1706	1736	1806	1836u													
Brading	1542	1612	1642	1712	1742	1812	1842	1912	1942	2012		2112		2212						
Sandown	1547	1617	1647	1717	1747	1817	1847	1917	1947	2017		2117		2217						
Lake	1550	1620	1650	1720	1750	1820	1850	1920	1950	2020		2120		2220						
Shanklin	1553	1623	1653	1723	1753	1823	1853	1923	1953	2023		2123		2223						
Ventnor (Boots)	1637	1707	1737	1807	1833	1902	1932	1952	2045	2115		2215		2311						

Wightlink catamaran times are correct at time of publication but subject to alteration.

Check before travelling. Please visit [wightlink.co.uk](http://wightlink.co.uk) or call 0333 999 7333 (calls charged at local rate).

Connections between ferries and replacement buses are not guaranteed. Where possible, customers are advised to allow at least 10 minutes to change.

For Hovertravel connections please visit [hovertravel.co.uk](http://hovertravel.co.uk)

# SUNDAY

# Portsmouth - Isle of Wight

Notes																				
Portsmouth Harbour  d				0715		0815		0915		1015		1115		1215		1315		1415		1515
Ryde Pier Head  a				0737		0837		0937		1037		1137		1237		1337		1437		1537
Ryde Pier Head  d	0628	0658	0726	0747	0817	0847	0917	0947	1017	1047	1117	1147	1217	1247	1317	1347	1417	1447	1517	1547
Ryde Esplanade  a	0631	0701	0729	0750	0820	0850	0920	0950	1020	1050	1120	1150	1220	1250	1320	1350	1420	1450	1520	1550
For trains towards Shanklin, change at Ryde Esplanade.																				
Ryde Esplanade  d	0638		0736	0803	0830	0900	0930	0959	1029	1059	1129	1159	1229	1259	1329	1359	1429	1459	1529	1559
Ryde St Johns Road	0642		0740	0807	0834	0904	0934	1003	1033	1103	1133	1203	1233	1303	1333	1403	1433	1503	1533	1603
Smallbrook Junction  d								1006	1036	1106	1136	1206	1236	1306	1336	1406	1436	1506	1536	1606
Brading	0650		0748	0815	0842	0912	0942	1012	1042	1112	1142	1212	1242	1312	1342	1412	1442	1512	1542	1612
Sandown	0655		0753	0820	0847	0917	0947	1017	1047	1117	1147	1217	1247	1317	1347	1417	1447	1517	1547	1617
Lake	0658		0756	0823	0850	0920	0950	1020	1050	1120	1150	1220	1250	1320	1350	1420	1450	1520	1550	1620
Shanklin	0701		0759	0826	0853	0923	0953	1023	1053	1123	1153	1223	1253	1323	1353	1423	1453	1523	1553	1623
Ventnor (Boots)	0807		0850	0923		1000	1040	1110	1140	1210	1240	1310	1340	1410	1440	1510	1540	1610	1640	1710

Wightlink catamaran times are correct at time of publication but subject to alteration.

Check before travelling. Please visit [wightlink.co.uk](http://wightlink.co.uk) or call 0333 999 7333 (calls charged at local rate).

Connections between ferries and replacement buses are not guaranteed. Where possible, customers are advised to allow at least 10 minutes to change.

For Hovertravel connections please visit [hovertravel.co.uk](http://hovertravel.co.uk)

**SUNDAY**

**Portsmouth - Isle of Wight**

Notes																							
Portsmouth Harbour  d		1615		1715		1815		1920		2020		2145	2245										
Ryde Pier Head  a		1637		1737		1837		1942		2042		2207	2307										
Ryde Pier Head  d	1617	1647	1717	1747	1817	1847	1917	1952	2017	2052	2117	2152	2217	2317									
Ryde Esplanade  a	1620	1650	1720	1750	1820	1850	1920	1955	2020	2055	2120	2155	2220	2320									
For trains towards Shanklin, change at Ryde Esplanade.																							
Ryde Esplanade  d	1629	1700	1729	1800	1830	1900	1930	2000	2037	2100		2200		2325									
Ryde St Johns Road	1633	1704	1733	1804	1834	1904	1934	2004	2040	2104		2204		2328									
Smallbrook Junction  d	1636		1736u																				
Brading	1642	1712	1742	1812	1842	1912	1942	2012		2112		2212											
Sandown	1647	1717	1747	1817	1847	1917	1947	2017		2117		2217											
Lake	1650	1720	1750	1820	1850	1920	1950	2020		2120		2220											
Shanklin	1653	1723	1753	1823	1853	1923	1953	2023		2123		2223											
Ventnor (Boots)	1740	1810	1832	1902	1932	2015	2045	2115		2245		2311											

Wightlink catamaran times are correct at time of publication but subject to alteration.

Check before travelling. Please visit [wightlink.co.uk](http://wightlink.co.uk) or call 0333 999 7333 (calls charged at local rate).


Connections between ferries and replacement buses are not guaranteed. Where possible, customers are advised to allow at least 10 minutes to change.

For Hovertravel connections please visit [hovertravel.co.uk](http://hovertravel.co.uk)


## GUIDE TO NOTES AND SYMBOLS

**Due to vital maintenance work on Ryde Pier, buses replace all trains between Ryde Pier Head and Ryde Esplanade. Times for the buses are shown in red.**  
Bulky luggage, cycles and prams cannot be carried on replacement buses.

- a Arrival time.
- d Departure time.
- u Stops to let passengers join the train only.
- u **Stops to let passengers join the bus only.**
- P Car Park.
- † Station for Gunwharf Quays, the Spinnaker Tower and Historic Dockyard.

 **Due to vital maintenance work, buses replace all trains between Ryde Pier Head and Ryde Esplanade. Bulky luggage, cycles and prams cannot be carried on replacement buses.**

 Southern Vectis bus (route 3) calling at Shanklin railway station and by Boots store in Ventnor. Connections between bus and train are not guaranteed. Please enquire for services on public holidays. For details visit [islandbuses.info](http://islandbuses.info) or telephone **0330 0539 182**.


 High speed catamaran operated by Wightlink. Although connections between catamarans and trains are shown, where possible you should allow at least 10 minutes to change. Train / bus / catamaran connections may not be held for late running trains / buses / catamarans.

**Sailing times are correct at time of publication but are subject to alteration.**

Wightlink operate a revised service on public holidays. Additional sailings may run during special events.






For details visit [wightlink.co.uk](http://wightlink.co.uk) or call **0333 999 7333** (calls charged at local rate).

 Hovercraft operated by Hovertravel Ltd runs between Ryde Esplanade and Southsea seafront. For details visit [hovertravel.co.uk](http://hovertravel.co.uk) or telephone **01983 717717**. A bus link runs between Southsea Hoverport and Portsmouth Harbour and Portsmouth & Southsea stations.

 Isle of Wight Steam Railway. Smallbrook Junction provides a direct interchange for the Isle of Wight Steam Railway. Island Line only call at Smallbrook Junction during Steam Railway operating dates and times. Call the talking timetable on **01983 884343** or visit [iwsteamrailway.co.uk](http://iwsteamrailway.co.uk) **There is no road access to Smallbrook Junction.**

## STATION INFORMATION

See notes for explanation of symbols.

Ventnor		
Shanklin	P	
Lake		
Sandown	P	
Brading	P	
Smallbrook Junction		
Ryde St Johns Road	P	
Ryde Esplanade		
Ryde Pier Head		
Portsmouth Harbour		†

# South Western Railway and Community Rail Partnerships

We are committed to working with Community Rail Partnerships (CRPs) across our network. CRPs are not-for-profit organisations that help to further connect the railway with the communities they serve. They work closely with SWR to promote healthy and sustainable travel, design projects which bring communities together, as well as support social and economic development. SWR is proud to provide core funding and support to 12 CRPs on our network.

## Isle of Wight Community Rail Partnership

**Stations: Ryde Pier Head, Ryde Esplanade, Ryde St Johns, Smallbrook Junction, Brading, Sandown, Lake and Shanklin**

This partnership was launched in 2005, with the aim to create a more sustainable future for rail on the Island. The Community Rail Partnership has successfully delivered numerous projects to the benefit of the railway, its users and its partners, including the cross-solent operators.

Find out more at [isleofwightcrp.co.uk](http://isleofwightcrp.co.uk)



## Isle of Wight Bus & Rail Users Group

The group is a forum for bus and rail users on the Isle of Wight and those responsible for providing services. Details of locations for the meetings and any further information can be found by contacting:

Hon. Secretary. Email: [iwbususers@gmail.com](mailto:iwbususers@gmail.com)

Public enquiries can be made and topics raised at these monthly meetings.

Visit [e-voice.org.uk/iwbusrailusers/](http://e-voice.org.uk/iwbusrailusers/)



## Hills to Harbour Community Rail Partnership

Stations: Farncombe, Godalming, Milford, Witley, Haslemere, Liphook, Liss, Petersfield, Rowlands Castle, Havant, Bedhampton, Hilsea, Fratton, Portsmouth & Southsea and Portsmouth Harbour.

East Hampshire pays particular attention to the role of its stations as gateways to the South Downs National Park, working with it, and other local attractions, to bring more visitors to the area via public transport. It also has an established hub at Petersfield station, with volunteers working to support the local community and visitors to the area.

Find out more at [easthampshirerail.co.uk](http://easthampshirerail.co.uk)



Visit us at [southwesternrailway.com](https://southwesternrailway.com)

- Buying tickets online
- Live train information
- Train times
- Special offers and days out
- Plan your journey
- Latest news

## Customer Service Centre

**0345 6000 650**

Monday to Friday 0800 - 2000

Saturday 0900 - 1800

Sunday 0900 - 1600

Our UK based team are available for:

- Comments and suggestions

## Assisted Travel

**0800 5282 100**

**Text Relay 18001 0800 5282 100**

A freephone service open 24 hours for older and disabled customers.

We recommend booking assistance **2 hours in advance**.

## National Rail Enquiries

**03457 48 49 50**

Train times, fares and rail information.

## Free travel alerts

[southwesternrailway.com/alerts](https://southwesternrailway.com/alerts)

Keeping our registered customers up-to-date with their service running information, delays and alterations.

## Twitter [@SW\\_Help](https://twitter.com/SW_Help)

Follow South Western Railway on Twitter and be the first to know what's happening on our network.

## Facebook [Facebook.com/SWRailway](https://Facebook.com/SWRailway)

Providing South Western Railway network information and details of our latest offers.

First MTR South Western Trains Limited (trading as South Western Railway) accepts no liability for any inaccuracy in the information contained in this timetable which is subject to alteration.

First MTR South Western Trains Limited. Registered in England and Wales 07900320.

Registered office: 8th Floor, The Point, 37 North Wharf Road, London W2 1AF.

A First and MTR company.

