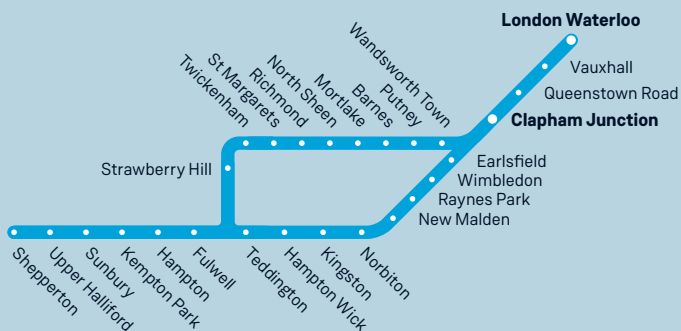


1

Kingston Loop and Shepperton to London Waterloo



Train times

22 September to 14 December 2024

Your timetable

This timetable shows the full service between **Shepperton, Kingston and London Waterloo, and services between Kingston, Teddington and London Waterloo via Richmond.**

Buy a ticket before you board

You need to buy a valid ticket before you get on your train. We know that most of our passengers do this before travelling, and we have a duty to those passengers to make sure no-one travels without paying. This is why we run a penalty fares scheme across most of our network.

If you travel without a valid ticket to or from a station within the penalty fares area, you may have to pay a penalty fare. A Penalty Fare is £100 plus the price of the full single fare applicable for your intended journey. However, if it is paid within 21 days, the Penalty Fare is reduced to £50 plus the price of the single fare applicable.

We have a policy to, wherever possible, prosecute everyone who deliberately avoids paying.

Travel with Confidence

So that you can travel with confidence, we are ventilating trains to refresh air, improving information about journeys and trains, and extensively cleaning trains and stations.

Automated Delay Repay

We have introduced a new Automated Delay Repay (ADR) system that drastically cuts the time it takes to claim and receive compensation if your train is late.

ADR works for all customers who have bought Advance tickets or a Touch Smartcard season ticket from our website.

If you have a Touch Smartcard season ticket, you will need to touch in and out at the beginning and end of your journey, sign up for a Delay Repay account at

[delayrepay.southwesternrailway.com](https://www.southwesternrailway.com/delayrepay) and select 'Auto Delay Repay'. (The email addresses you use for 'My Account' and 'Delay Repay' must match.)

To find out more about Automated Delay Repay, visit:

[southwesternrailway.com/contact-and-help/refunds-and-compensation/delay-repay/automated-delay-repay](https://www.southwesternrailway.com/contact-and-help/refunds-and-compensation/delay-repay/automated-delay-repay).

No-smoking policy

For the comfort of all our customers, smoking and using e-cigarettes is not allowed on any part of our trains or stations.

You can smoke outside the station entrance or in our car parks.

Cycles on trains

The services in this timetable have limited room for cycles, so we have had to apply some restrictions. The ★ symbol, with train times printed in **blue**, shows which trains have restrictions. These restrictions are explained in the 'Guide to notes and symbols' section.

We will carry folding cycles on any train, as long as they can be folded small enough to be carried safely in the luggage rack. Cycles are not allowed on buses that replace trains during engineering work.

Changes to train times

Network Rail need to do engineering work to maintain and improve the rail network. They do a lot of this work at weekends and during holiday periods, but they also need to do some work overnight during the week.

If we need to close rail lines so Network Rail can carry out work, buses will replace train services. We may also have to alter train services over a wider area.

Please check for any changes to train times before travelling at weekends, late in the evening or early in the morning.

Look for the 'Changes to train times' posters at stations, or visit our website at **southwesternrailway.com**.



MONDAY TO FRIDAY
London Waterloo and Wimbledon to Kingston, Richmond and the Shepperton branch

	Notes	A		★	B		B	★	★A		B	★	★A		★	★A		★	★	★									
London Waterloo	d		0508c		0557	0557		0615	0627		0642	0645	0657		0712	0727		0742	0757	0812	0827	0842	0857	0912	0927	0942	0957	1012	1027
Vauxhall	d		0512c		0601	0601		0619	0631		0646	0649	0701		0716	0731		0746	0801	0816	0831	0846	0901	0916	0931	0946	1001	1016	1031
Clapham Junction	d		0517c		0606	0607		0625	0636		0651	0655	0706		0721	0736		0751	0806	0821	0836	0851	0906	0921	0936	0951	1006	1021	1036
Earlsfield	d				0609				0639				0709			0739			0809		0839		0909		0939		1009		1039
Wimbledon	d		0529		0613				0643		0658		0713		0728	0743		0758	0813	0828	0843	0858	0913	0928	0943	0958	1013	1028	1043
Raynes Park	d		0532		0616				0646		0701		0716		0731	0746		0801	0816	0831	0846	0901	0916	0931	0946	1001	1016	1031	1046
New Malden	d		0535		0619				0649		0704		0719		0734	0749		0804	0819	0834	0849	0904	0919	0934	0949	1004	1019	1034	1049
Norbiton	d		0538		0622				0652		0707		0722		0737	0752		0807	0822	0837	0852	0907	0922	0937	0952	1007	1022	1037	1052
Kingston	a		0541		0625				0655		0710		0725		0740	0755		0810	0825	0840	0855	0910	0925	0940	0955	1010	1025	1040	1055
Kingston	d		0541	0559	0626		0640		0658		0710		0728		0740	0758		0810	0828	0840	0858	0910	0928	0940	0958	1010	1028	1040	1058
Hampton Wick	d		0543	0601	0630		0642		0700		0712		0730		0742	0800		0812	0830	0842	0900	0912	0930	0942	1000	1012	1030	1042	1100
Teddington	d		0546	0605	0635		0645		0705		0715		0735		0745	0805		0815	0835	0845	0905	0915	0935	0945	1005	1015	1035	1045	1105
Fulwell	d		0551			0632	0649	0702			0719	0729			0750			0820		0850		0920		0950		1020		1050	
Hampton	d		0555			0636	0653	0706			0723	0733			0754			0824		0854		0924		0954		1024		1054	
Kempton Park	d							0709				0736			0757			0827		0857		0927		0957		1027		1057	
Sunbury	d		0559			0645	0658	0711			0728	0738			0759			0829		0859		0929		0959		1029		1059	
Upper Halliford	d		0601			0647	0700	0713			0730	0741			0801			0831		0901		0931		1001		1031		1101	
Shepperton	a		0606			0652	0705	0718			0735	0746			0806			0836		0906		0936		1006		1036		1106	
Strawberry Hill	d	0538		0609	0641				0711	0717			0738	0745		0808	0815		0838		0908		0938		1008		1038		1108
Twickenham	d	0543		0613	0645				0715	0728			0743	0757		0813	0820		0843		0913		0943		1013		1043		1113
St Margarets	d	0545		0615	0647				0717	0730			0745	0800		0815			0845		0915		0945		1015		1045		1115
Richmond	d	0549		0619	0651				0721	0734			0749	0804		0819	0824		0849		0919		0949		1019		1049		1119
North Sheen	d	0551		0621	0653				0723	0736			0751	0806		0821			0851		0921		0951		1021		1051		1121
Mortlake	d	0553		0623	0655				0725	0738			0753	0808		0823			0853		0923		0953		1023		1053		1123
Barnes	d	0556		0626	0658				0728	0742			0756	0812		0826			0856		0926		0956		1026		1056		1126
Putney	d	0559		0629	0701				0731	0745			0759	0815		0829			0859		0929		0959		1029		1059		1129
Wandsworth Town	d	0602		0632	0704				0734	0748			0802	0818		0832			0902		0932		1002		1032		1102		1132
Clapham Junction	d	0605		0635	0707				0737	0751			0806	0821		0835	0833		0905		0935		1005		1035		1105		1135
Queenstown Road	d	0608		0638	0710				0740				0809			0838			0908		0938		1008		1038		1108		1138
Vauxhall	d	0612		0642	0714				0744	0758			0813	0827		0842	0839		0912		0942		1012		1042		1112		1142
London Waterloo	a	0618		0646	0720				0751	0804			0821	0833		0848	0845		0918		0948		1016		1046		1116		1146

Late night and weekend trains may be altered due to engineering works.
Please check at southwesternrailway.com before travelling.

★ Passengers travelling with cycles may not join or leave services at stations with train times shown in blue.
For guide to all other notes and symbols see end of timetable.

MONDAY TO FRIDAY

London Waterloo and Wimbledon to Kingston, Richmond and the Shepperton branch

	Notes	★	★ B	★	★	★	A	★	★ B	★	★																						FX	
London Waterloo	d	1727	1743	1742	1757	1812		1827	1843	1842	1857	1912	1927	1942	1957	2012	2027	2042	2058	2112	2127	2142	2157	2212	2227	2242	2257	2313	2327					
Vauxhall	d	1731	1747	1747	1801	1816		1831	1847	1847	1901	1916	1931	1946	2001	2016	2031	2046	2103	2116	2131	2146	2201	2216	2231	2246	2301	2317	2331					
Clapham Junction	d	1736	1753	1752	1806	1821		1836	1853	1852	1906	1921	1936	1951	2006	2021	2036	2051	2108	2121	2136	2151	2206	2221	2236	2251	2306	2322	2336					
Earlsfield	d	1739		1755	1809	1824		1839		1855	1909	1924	1939		2009		2039		2111		2139		2209		2239		2309		2339					
Wimbledon	d	1743		1759	1813	1828		1843		1859	1913	1928	1943	1958	2013	2028	2043	2058	2115	2128	2143	2158	2213	2228	2243	2259	2313	2329	2343					
Raynes Park	d	1746		1802	1816	1831		1846		1902	1916	1931	1946	2001	2016	2031	2046	2101	2118	2131	2146	2201	2216	2231	2246	2302	2316	2332	2346					
New Malden	d	1749		1805	1819	1834		1849		1905	1919	1934	1949	2004	2019	2034	2049	2104	2121	2134	2149	2204	2219	2234	2249	2304	2319	2335	2349					
Norbiton	d	1752		1808	1822	1837		1852		1908	1922	1937	1952	2007	2022	2037	2052	2107	2124	2137	2152	2207	2222	2237	2252	2308	2322	2338	2352					
Kingston	a	1755		1811	1825	1840		1855		1911	1925	1940	1955	2010	2025	2040	2055	2110	2127	2140	2155	2210	2225	2240	2255	2310	2325	2341	2355					
Kingston	d	1758		1811	1828	1840		1858		1911	1928	1940	1958	2010	2028	2040	2058	2110	2128	2140	2158	2210	2228	2240	2258	2311	2328	2341	2355					
Hampton Wick	d	1800		1813	1830	1842		1900		1913	1930	1942	2000	2012	2030	2042	2100	2112	2130	2142	2200	2212	2230	2242	2300	2313	2330	2343	2357					
Teddington	d	1805		1816	1835	1845		1905		1916	1935	1945	2005	2015	2035	2045	2105	2115	2135	2145	2205	2215	2235	2245	2305	2315	2335	2346	2359					
Fulwell	d		1814	1822		1850			1915	1922		1950		2020		2050		2120		2150		2220		2250		2320		2351						
Hampton	d		1818	1826		1854			1919	1926		1954		2024		2054		2124		2154		2224		2254		2323		2354						
Kempton Park	d			1830		1857				1930		1957		2027		2057		2127		2157		2227		2257		2327		2358						
Sunbury	d		1822	1832		1859			1923	1932		1959		2029		2059		2129		2159		2229		2259		2328		2359						
Upper Halliford	d		1824	1836		1901			1925	1936		2001		2031		2101		2131		2201		2231		2301		2330		0002						
Shepperton	a		1829	1841		1906			1930	1941		2006		2036		2106		2136		2206		2236		2306		2336		0007						
Strawberry Hill	d	1808			1838			1908			1938		2008		2038		2108		2138		2208		2238		2308		2338		0003					
Twickenham	d	1813			1843		1904	1913			1944		2013		2043		2113		2143		2213		2243		2313		2343		0007a					
St Margarets	d	1815			1845		1906	1915			1946		2015		2045		2115		2145		2215		2245		2315		2345							
Richmond	d	1819			1849		1910	1919			1950		2019		2049		2119		2149		2219		2249		2319		2349							
North Sheen	d	1821			1851		1912	1921			1952		2021		2051		2121		2151		2221		2251		2321		2351							
Mortlake	d	1823			1853		1914	1923			1954		2023		2053		2123		2153		2223		2253		2323		2353							
Barnes	d	1826			1856		1917	1926			1957		2026		2056		2126		2156		2226		2256		2326		2356							
Putney	d	1829			1859		1920	1929			2000		2029		2059		2129		2159		2229		2259		2329		2359							
Wandsworth Town	d	1832			1902		1923	1932			2003		2032		2102		2132		2202		2232		2302		2332		0002							
Clapham Junction	d	1835			1905		1926	1935			2006		2035		2105		2135		2205		2235		2305		2335		0005							
Queenstown Road	d	1838			1908			1938			2009		2038		2108		2138		2208		2238		2308		2338		0008							
Vauxhall	d	1842			1912		1932	1942			2013		2042		2112		2142		2212		2242		2312		2342		0012							
London Waterloo	a	1853			1918		1941	1948			2019		2046		2116		2146		2216		2246		2316		2346		0016							

Late night and weekend trains may be altered due to engineering works.

Please check at [southernrailway.com](https://www.southernrailway.com) before travelling.

★ Passengers travelling with cycles may not join or leave services at stations with train times shown in blue.

For guide to all other notes and symbols see end of timetable.

SATURDAY

London Waterloo and Wimbledon to Kingston, Richmond and the Shepperton branch

Notes																													
London Waterloo	d	1212	1227	1242	1257	1312	1327	1342	1357	1412	1427	1442	1457	1512	1527	1542	1557	1612	1627	1642	1657	1712	1727	1742	1757	1812	1827	1842	1857
Vauxhall	d	1216	1231	1246	1301	1316	1331	1346	1401	1416	1431	1446	1501	1516	1531	1546	1601	1616	1631	1646	1701	1716	1731	1746	1801	1816	1831	1846	1901
Clapham Junction	d	1221	1236	1251	1306	1321	1336	1351	1406	1421	1436	1451	1506	1521	1536	1551	1606	1621	1636	1651	1706	1721	1736	1751	1806	1821	1836	1851	1906
Earlsfield	d		1239		1309		1339		1409		1439		1509		1539		1609		1639		1710		1739		1809		1839		1909
Wimbledon	d	1228	1243	1258	1313	1328	1343	1358	1413	1428	1443	1458	1513	1528	1543	1558	1613	1628	1643	1658	1714	1728	1743	1758	1813	1828	1843	1858	1913
Raynes Park	d	1231	1246	1301	1316	1332	1346	1401	1416	1431	1446	1501	1516	1531	1546	1601	1616	1631	1646	1701	1717	1731	1746	1801	1816	1831	1846	1901	1916
New Malden	d	1234	1249	1304	1319	1335	1349	1404	1419	1434	1449	1504	1519	1534	1549	1604	1619	1634	1649	1704	1719	1734	1749	1804	1819	1834	1849	1904	1919
Norbiton	d	1237	1252	1307	1322	1338	1352	1407	1422	1437	1452	1507	1522	1537	1552	1607	1622	1637	1652	1707	1723	1737	1752	1807	1822	1837	1852	1907	1922
Kingston	a	1240	1255	1310	1325	1341	1355	1410	1425	1440	1455	1510	1525	1540	1555	1610	1625	1640	1655	1710	1725	1740	1755	1810	1825	1840	1855	1910	1925
Kingston	d	1240	1258	1310	1328	1341	1358	1410	1428	1440	1458	1510	1528	1540	1558	1610	1628	1640	1658	1710	1728	1740	1758	1810	1828	1840	1858	1910	1928
Hampton Wick	d	1242	1300	1312	1330	1343	1400	1412	1430	1442	1500	1512	1530	1542	1600	1612	1630	1642	1700	1712	1730	1742	1800	1812	1830	1842	1900	1912	1930
Teddington	d	1245	1305	1315	1335	1346	1405	1415	1435	1445	1505	1515	1535	1545	1605	1615	1635	1645	1705	1715	1735	1745	1805	1815	1835	1845	1905	1915	1935
Fulwell	d	1250		1320		1350		1420		1450		1520		1550		1620		1650		1720		1750		1820		1850		1920	
Hampton	d	1254		1324		1354		1424		1454		1524		1554		1624		1654		1724		1754		1824		1854		1924	
Kempton Park	d	1257		1327		1357		1427		1457		1527		1557		1627		1657		1727		1757		1827		1857		1927	
Sunbury	d	1259		1329		1359		1429		1459		1529		1559		1629		1659		1729		1759		1829		1859		1929	
Upper Halliford	d	1301		1331		1401		1431		1501		1531		1601		1631		1701		1731		1801		1831		1901		1931	
Shepperton	a	1305		1335		1405		1435		1505		1535		1605		1635		1705		1735		1805		1835		1905		1935	
Strawberry Hill	d		1308		1338		1408		1438		1508		1538		1608		1638		1708		1738		1808		1838		1908		1938
Twickenham	d		1313		1343		1413		1443		1513		1543		1613		1643		1713		1743		1813		1843		1913		1943
St Margarets	d		1315		1345		1415		1445		1515		1545		1615		1645		1715		1745		1815		1845		1915		1945
Richmond	d		1319		1349		1419		1449		1519		1549		1619		1649		1719		1749		1819		1849		1919		1949
North Sheen	d		1321		1351		1421		1451		1521		1551		1621		1651		1721		1751		1821		1851		1921		1951
Mortlake	d		1323		1353		1423		1453		1523		1553		1623		1653		1723		1753		1823		1853		1923		1953
Barnes	d		1326		1356		1426		1456		1526		1556		1626		1656		1726		1756		1826		1856		1926		1956
Putney	d		1329		1359		1429		1459		1529		1559		1629		1659		1729		1759		1829		1859		1929		1959
Wandsworth Town	d		1332		1402		1432		1502		1532		1602		1632		1702		1732		1802		1832		1902		1932		2002
Clapham Junction	d		1335		1405		1435		1505		1535		1605		1635		1705		1735		1805		1835		1905		1935		2005
Queenstown Road	d				1408		1438		1508		1538		1608		1638		1708		1738		1808		1838		1908		1938		2008
Vauxhall	d		1342		1412		1442		1512		1542		1612		1642		1712		1742		1812		1842		1912		1942		2012
London Waterloo	a		1346		1416		1446		1516		1546		1616		1646		1716		1746		1816		1846		1916		1946		2016

Late night and weekend trains may be altered due to engineering works.

Please check at southwesternrailway.com before travelling.

For guide to notes and symbols see end of timetable.

SUNDAY**London Waterloo and Wimbledon to Kingston, Richmond and the Shepperton branch**

Notes			H			H			H			H			H			H			H			H								
London Waterloo	d		1618		1648		1718		1748		1818		1848		1918		1948		2018		2048		2118		2148		2218		2248			
Vauxhall	d		1622		1652		1722		1752		1822		1852		1922		1952		2022		2052		2122		2152		2222		2252			
Clapham Junction	d		1627		1657		1727		1757		1827		1857		1927		1957		2027		2057		2127		2157		2227		2257			
Earlsfield	d		1630		1700		1730		1800		1830		1900		1930		2000		2030		2100		2130		2200		2230		2300			
Wimbledon	d		1634		1704		1734		1804		1834		1904		1934		2004		2034		2104		2134		2204		2234		2304			
Raynes Park	d		1637		1707		1737		1807		1837		1907		1937		2007		2037		2107		2137		2207		2237		2307			
New Malden	d		1640		1710		1740		1810		1840		1910		1940		2010		2040		2110		2140		2210		2240		2310			
Norbiton	d		1643		1713		1743		1812		1843		1913		1943		2013		2043		2113		2143		2213		2243		2313			
Kingston	a		1646		1716		1746		1816		1846		1916		1946		2016		2046		2116		2146		2216		2246		2316			
Kingston	d	1635	1649		1716	1735	1749		1818	1835	1849		1916	1935	1949		2016	2035	2049		2116	2135	2149		2216	2235	2249		2316			
Hampton Wick	d	1637	1651		1718	1737	1751		1820	1837	1851		1918	1937	1951		2018	2037	2051		2118	2137	2151		2218	2237	2251		2318			
Teddington	d	1640	1655		1721	1740	1755		1823	1840	1855		1921	1940	1955		2021	2040	2055		2121	2140	2155		2221	2240	2255		2321			
Fulwell	d				1726				1828				1926				2026				2126				2226				2326			
Hampton	d				1730				1832				1930				2030				2130				2230				2330			
Kempton Park	d				1733				1835				1933				2033				2133				2233				2333			
Sunbury	d				1735				1837				1935				2035				2135				2235				2335			
Upper Halliford	d				1737				1839				1937				2037				2137				2237				2337			
Shepperton	a				1741				1843				1941				2041				2141				2241				2341			
Strawberry Hill	d	1643	1659	┌	1743	1759	┌	1843	1859	┌	1943	1959	┌	2043	2059	┌	2143	2159	┌	2243	2259	┌	2343	2359	┌	2443	2459	┌	2543	2559		
Twickenham	d	1656	1703	1656	1756	1803	1756	1856	1903	1856	1956	2003	1956	2056	2103	2056	2156	2203	2156	2256	2303	2256	2356	2403	2356	2456	2503	2456	2556			
St Margarets	d	┌	1705	┌	1805	┌	1905	┌	2005	┌	2105	┌	2205	┌	2305	┌	2405	┌	2505	┌	2605	┌	2705	┌	2805	┌	2905	┌	3005	┌	3105	
Richmond	d	1657e	1709		1757e	1809		1857e	1909		1957e	2009		2057e	2109		2157e	2209		2257e	2309		2357e	2409		2457e	2509		2557e	2609		
North Sheen	d		1711		1811		1911		2011		2111		2211		2311		2411		2511		2611		2711		2811		2911		3011		3111	
Mortlake	d		1713		1813		1913		2013		2113		2213		2313		2413		2513		2613		2713		2813		2913		3013		3113	
Barnes	d		1716	1723		1816	1823		1916	1923		2016	2023		2116	2123		2216	2223		2316	2323		2416	2423		2516	2523		2616	2623	
Putney	d	1703e	1719	1726		1803e	1819	1826		1903e	1919	1926		2003e	2019	2026		2103e	2119	2126		2203e	2219	2226		2303e	2319	2326		2403e	2419	2426
Wandsworth Town	d		1722	1729		1822	1829		1922	1929		2022	2029		2122	2129		2222	2229		2322	2329		2422	2429		2522	2529		2622	2629	
Clapham Junction	d	1708e	1725	1732		1808e	1825	1832		1908e	1925	1932		2008e	2025	2032		2108e	2125	2132		2208e	2225	2232		2308e	2325	2332		2408e	2425	2432
Queenstown Road	d		1728	1735		1828	1835		1928	1935		2028	2035		2128	2135		2228	2235		2328	2335		2428	2435		2528	2535		2628	2635	
Vauxhall	d	1713e	1732	1738		1813e	1832	1838		1913e	1932	1938		2013e	2032	2038		2113e	2132	2138		2213e	2232	2238		2313e	2332	2338		2413e	2432	2438
London Waterloo	a	1718e	1736	1743		1818e	1836	1843		1918e	1936	1943		2018e	2036	2043		2118e	2136	2143		2218e	2236	2243		2318e	2336	2343		2418e	2436	2443

Late night and weekend trains may be altered due to engineering works.
Please check at southwesternrailway.com before travelling.

For guide to notes and symbols see end of timetable.

SUNDAY

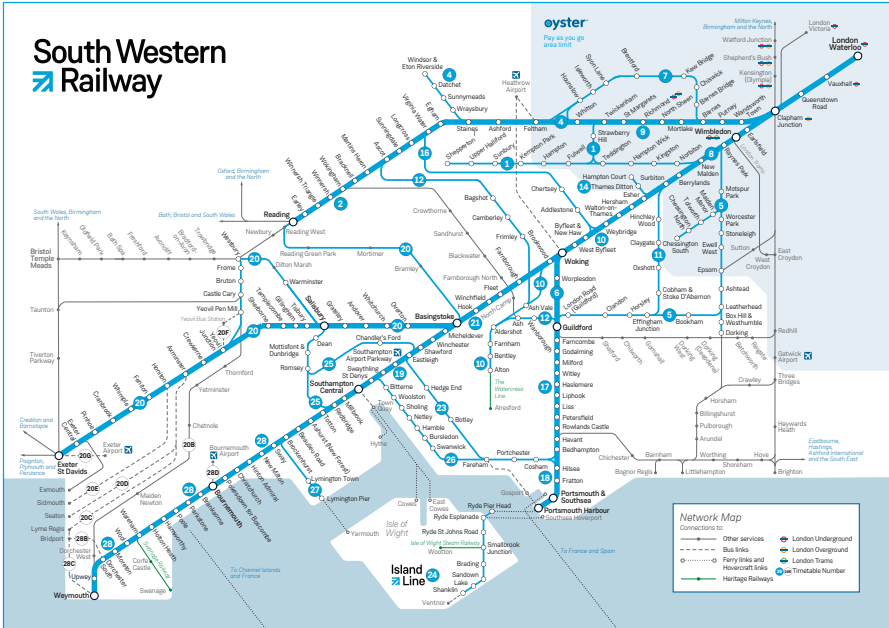
London Waterloo and Wimbledon to Kingston, Richmond and the Shepperton branch

Notes																					
London Waterloo	d		2318	0012																	
Vauxhall	d		2322	0016																	
Clapham Junction	d		2327	0021																	
Earlsfield	d		2330																		
Wimbledon	d		2334	0027																	
Raynes Park	d		2337	0030																	
New Malden	d		2340	0032																	
Norbiton	d		2343	0036																	
Kingston	a		2346	0038																	
Kingston	d	2335	2347	0039																	
Hampton Wick	d	2337	2349	0041s																	
Teddington	d	2340	2351	0043s																	
Fulwell	d																				
Hampton	d																				
Kempton Park	d																				
Sunbury	d																				
Upper Halliford	d																				
Shepperton	a																				
Strawberry Hill	d	2343	2354a	0046a																	
Twickenham	d	2347a																			
St Margarets	d																				
Richmond	d	2358e																			
North Sheen	d																				
Mortlake	d																				
Barnes	d																				
Putney	d	0004e																			
Wandsworth Town	d																				
Clapham Junction	d	0009e																			
Queenstown Road	d																				
Vauxhall	d	0014e																			
London Waterloo	a	0019e																			

Late night and weekend trains may be altered due to engineering works. Please check at [southwesternrailway.com](https://www.southwesternrailway.com) before travelling.

For guide to notes and symbols see end of timetable.

South Western Railway



Changing trains

Most journeys shown in this timetable are direct trains, shown in **bold type**. However, you may be able to make other journeys or reach your destination more quickly by changing trains. To help you find these alternative trains, we show them in *light italic type*. A letter against the time will show where you need to change trains – please check the ‘Notes’ section for an explanation of these letters.

Please allow plenty of time to change trains. At most stations you will need to allow at least five minutes. You will need longer at some stations, and this is shown in the ‘Station information’ table in this timetable. For example ⑩ means you should allow 10 minutes to change trains at this station.

MONDAY TO FRIDAY
Shepperton branch, Richmond and Kingston to Wimbledon and London Waterloo

	Notes		B			C	★	C	★	★	★B	★	C	★	★B	★	★B	★	★	★	★	★							
London Waterloo	d				0530	0557	0600	0615		0630			0645	0700				0730		0800	0813		0830		0900		0930		
Vauxhall	d				0534	0601	0604	0619		0634			0649	0704				0734		0804	0817		0834		0904		0934		
Queenstown Road	d				0537		0607			0637				0707				0737		0807			0837		0907		0937		
Clapham Junction	d				0540	0607	0610	0625		0640			0655	0710				0740		0810	0823		0840		0910		0940		
Wandsworth Town	d				0543		0613	0627		0643			0657	0713				0743		0813			0843		0913		0943		
Putney	d				0546	0611	0616	0630		0646			0700	0716				0746		0816	0827		0846		0916		0946		
Barnes	d				0551		0621	0635		0651			0705	0721				0751		0821			0851		0921		0951		
Mortlake	d				0554		0624	0637		0654			0707	0724				0754		0824			0854		0924		0954		
North Sheen	d				0556		0626	0639		0656			0709	0726				0756		0826			0856		0926		0956		
Richmond	d				0558	0617	0628	0642		0658			0712	0728				0758		0828	0833		0858		0928		0958		
St Margarets	d				0601		0631	0644		0701			0714	0731				0801		0831			0901		0931		1001		
Twickenham	d	0452			0603		0621	0633	0651	0703			0721	0733				0803		0833	0837		0903		0933		1003		
Strawberry Hill	d	0456			0607		0625	0637	0655	0707			0726	0737				0807		0837	0842a		0907		0937		1007		
Shepperton	d		0523			0611				0641			0700	0711				0730	0741	0800			0811		0841		0911	0941	1011
Upper Halliford	d		0526			0614				0644			0703	0714				0733	0744	0803			0814		0844		0914	0944	1014
Sunbury	d		0528			0616				0646			0705	0716				0735	0746	0805			0816		0846		0916	0946	1016
Kempton Park	d																								0918		0948	1018	
Hampton	d		0532			0620				0650			0709	0720				0739	0750	0809			0820		0850		0921	0951	1021
Fulwell	d		0535			0623				0653			0712	0723				0742	0753	0812			0823		0853		0924	0954	1024
Teddington	d	0459		0543	0611	0628		0641		0658	0711		0728		0741		0758		0811	0828	0841		0858	0911	0929	0941	0959	1011	1029
Hampton Wick	d	0502		0545	0614	0630		0644		0700	0714		0730		0743		0800		0814	0830	0844		0900	0914	0931	0944	1001	1014	1031
Kingston	a	0504		0547	0616	0632		0646		0702	0716		0732		0745		0802		0816	0832	0846		0902	0916	0933	0946	1003	1016	1033
Kingston	d	0504		0548	0618	0633		0648		0703	0718		0733		0748		0803		0818	0833	0848		0903	0918	0934	0948	1004	1018	1034
Norbiton	d	0506		0550	0620	0635		0650		0705	0720		0735		0750		0805		0820	0835	0850		0905	0920	0936	0950	1006	1020	1036
New Malden	d	0510		0554	0625	0640		0655		0710	0725		0740		0755		0810		0825	0840	0855		0910	0925	0940	0955	1010	1025	1040
Raynes Park	d	0513		0557	0628	0643		0658		0712	0728		0743		0758		0813		0828	0843	0858		0913	0928	0943	0958	1013	1028	1043
Wimbledon	d	0517		0601	0632	0647		0702		0716	0732		0747		0802		0817		0832	0847	0902		0917	0932	0947	1002	1017	1032	1047
Earlsfield	d	0521		0605	0636	0651		0706		0720	0736		0752		0806		0822		0836	0852	0906		0921	0936	0950	1005		1036	
Clapham Junction	d	0525	0605	0609	0640	0655		0710		0724	0740	0751	0756		0810	0821	0826	0833	0840	0856	0910		0925	0940	0954	1009	1024	1040	1054
Vauxhall	d	0530	0612	0614	0645	0700		0715		0729	0745	0758	0801		0815	0827	0831	0839	0845	0901	0915		0930	0945	0959	1014	1029	1045	1059
London Waterloo	a	0535	0618	0623	0649	0706		0721		0736	0751	0804	0807		0821	0833	0837	0845	0851	0907	0921		0936	0951	1006	1019	1036	1049	1106

Late night and weekend trains may be altered due to engineering works.
Please check at southwesternrailway.com before travelling.

★ Passengers travelling with cycles may not join or leave services at stations with train times shown in blue.
For guide to all other notes and symbols see end of timetable.

MONDAY TO FRIDAY

Shepperton branch, Richmond and Kingston to Wimbledon and London Waterloo

Notes		★	★	★ C	★	B	★	★ C	★																	FO			
London Waterloo	d	1700		1730	1743		1800		1830	1843		1900		1930		2000		2030		2100		2130		2200		2230	2300		
Vauxhall	d	1704		1734	1747		1804		1834	1847		1904		1934		2004		2034		2104		2134		2204		2234	2304		
Queenstown Road	d	1707		1737			1807		1837			1907		1937		2007		2037		2107		2137		2207		2237	2307		
Clapham Junction	d	1710		1740	1753		1810		1840	1853		1910		1940		2010		2040		2110		2140		2210		2240	2310		
Wandsworth Town	d	1713		1743			1813		1843			1913		1943		2013		2043		2113		2143		2213		2243	2313		
Putney	d	1716		1746	1757		1816		1846	1857		1916		1946		2016		2046		2116		2146		2216		2246	2316		
Barnes	d	1721		1751			1821		1851			1923		1951		2021		2051		2121		2151		2221		2251	2321		
Mortlake	d	1724		1754			1824		1854			1925		1954		2024		2054		2124		2154		2224		2254	2324		
North Sheen	d	1726		1756			1826		1856			1927		1956		2026		2056		2126		2156		2226		2256	2326		
Richmond	d	1728		1758	1803		1828		1858	1903		1930		1958		2028		2058		2128		2158		2228		2258	2328		
St Margarets	d	1731		1801			1831		1901			1932		2001		2031		2101		2131		2201		2231		2301	2331		
Twickenham	d	1733		1803	1807		1833		1903	1907		1935		2003		2033		2103		2133		2203		2233		2303	2333		
Strawberry Hill	d	1737		1807	1811		1837		1907	1911		1939		2007		2037		2107		2137		2207		2237		2307	2337		
Shepperton	d		1741			1811		1836	1850			1911		1936		2011		2041		2111		2141		2211		2241	2311		
Upper Halliford	d		1744			1814		1839				1914		1939		2014		2044		2114		2144		2214		2244	2314		
Sunbury	d		1746			1816		1841				1916		1941		2016		2046		2116		2146		2216		2246	2316		
Kempton Park	d		1748			1818		1843				1918		1943		2018		2048		2118		2148		2218		2248	2318		
Hampton	d		1751			1821		1851				1921		1951		2021		2051		2121		2151		2221		2251	2321		
Fulwell	d		1754			1824		1854				1924		1954		2024		2054		2124		2154		2224		2254	2324		
Teddington	d	1741	1759	1811		1829	1841	1859		1911		1929	1942	1959	2011	2029	2041	2059	2111	2129	2141	2159	2211	2229	2241	2259	2311	2329	2341
Hampton Wick	d	1744	1801	1814		1831	1844	1901		1914		1931	1945	2001	2014	2031	2044	2101	2114	2131	2144	2201	2214	2231	2244	2301	2314	2331	2344
Kingston	a	1746	1803	1816		1833	1846	1903		1916		1933	1947	2003	2016	2033	2046	2103	2116	2133	2146	2203	2216	2233	2246	2303	2316	2333	2346
Kingston	d	1748	1804	1818		1834	1848	1904		1918		1934	1948	2004	2018	2034	2048	2104	2118	2134	2148	2204	2218	2234	2248	2304	2318	2334	2349
Norbiton	d	1750	1806	1820		1836	1850	1906		1920		1936	1950	2006	2020	2036	2050	2106	2120	2136	2150	2206	2220	2236	2250	2306	2320	2336	2351
New Malden	d	1755	1810	1825		1840	1855	1910		1924		1940	1955	2010	2025	2040	2055	2110	2125	2140	2155	2210	2225	2240	2255	2310	2325	2340	2355
Raynes Park	d	1758	1813	1828		1843	1858	1913		1928		1943	1958	2013	2028	2043	2058	2113	2128	2143	2158	2213	2228	2243	2258	2313	2328	2343	2359
Wimbledon	d	1802	1817	1832		1847	1902	1917		1932		1947	2002	2017	2032	2047	2102	2117	2132	2147	2202	2217	2232	2247	2302	2317	2333	2347	0007
Earlsfield	d	1805		1835			1905			1935			2005		2035		2105		2135		2205		2235		2305		2336		0011
Clapham Junction	d	1809	1824	1839		1854	1909	1924	1926	1939		1954	2009	2024	2039	2054	2109	2124	2139	2154	2209	2224	2239	2254	2309	2324	2340	2354	0015
Vauxhall	d	1814	1829	1844		1859	1914	1929	1932	1944		1959	2014	2029	2044	2059	2114	2129	2144	2159	2214	2229	2244	2259	2314	2329	2345	2359	0020
London Waterloo	a	1821	1836	1851		1906	1921	1936	1941	1951		2006	2019	2036	2049	2106	2119	2136	2149	2206	2219	2236	2249	2308	2319	2336	2350	0006	0026

Late night and weekend trains may be altered due to engineering works.
Please check at southwesternrailway.com before travelling.

★ Passengers travelling with cycles may not join or leave services at stations with train times shown in blue.

For guide to all other notes and symbols see end of timetable.

MONDAY TO FRIDAY

Shepperton branch, Richmond and Kingston to Wimbledon and London Waterloo

	Notes	FX	FO	FX	FO		SO																																							
London Waterloo	d	2300		2330	2330	0001	0036																																							
Vauxhall	d	2304		2334	2334	0005	0040																																							
Queenstown Road	d	2307		2337	2337	0008	0043																																							
Clapham Junction	d	2310		2340	2340	0011	0046																																							
Wandsworth Town	d	2313		2343	2343	0014	0049																																							
Putney	d	2316		2346	2346	0017	0052																																							
Barnes	d	2321		2352	2352	0022	0055																																							
Mortlake	d	2324		2354	2354	0025	0057																																							
North Sheen	d	2326		2356	2356	0027	0059																																							
Richmond	d	2328		2359	2359	0029	0102																																							
St Margarets	d	2331		0001	0001	0032	0104																																							
Twickenham	d	2333		0004	0004	0034	0107																																							
Strawberry Hill	d	2337		0008	0008	0038a	0110s																																							
Shepperton	d		2341																																											
Upper Halliford	d		2344																																											
Sunbury	d		2346																																											
Kempton Park	d		2348																																											
Hampton	d		2351																																											
Fulwell	d		2354																																											
Teddington	d	2341	2359	0011	0011		0114s																																							
Hampton Wick	d	2344	0001	0013	0013		0116s																																							
Kingston	a	2346	0003	0015	0015		0122																																							
Kingston	d	2349	0004		0016																																									
Norbiton	d	2351	0006		0018																																									
New Malden	d	2355	0010		0022																																									
Raynes Park	d	2359	0012		0024																																									
Wimbledon	d	0008	0016		0028																																									
Earlsfield	d	0011	0020		0032																																									
Clapham Junction	d	0015	0024		0036																																									
Vauxhall	d	0022	0029		0041																																									
London Waterloo	a	0026	0035		0046																																									

Late night and weekend trains may be altered due to engineering works. Please check at southwesternrailway.com before travelling.

For guide to all other notes and symbols see end of timetable.

SATURDAY

Shepperton branch, Richmond and Kingston to Wimbledon and London Waterloo

Notes																														
London Waterloo	d			0530		0600		0630		0700		0730		0800		0828		0900		0930		1000		1030		1100		1130		
Vauxhall	d			0534		0604		0634		0704		0734		0804		0832		0904		0934		1004		1034		1104		1134		
Queenstown Road	d			0537		0607		0637		0707		0737		0807		0835		0907		0937		1007		1037		1107		1137		
Clapham Junction	d			0540		0610		0640		0710		0740		0810		0838		0910		0940		1010		1040		1110		1140		
Wandsworth Town	d			0543		0613		0643		0713		0743		0813		0841		0913		0943		1013		1043		1113		1143		
Putney	d			0546		0616		0646		0716		0746		0816		0844		0916		0946		1016		1046		1116		1146		
Barnes	d			0551		0621		0651		0721		0751		0821		0847		0921		0951		1021		1051		1121		1151		
Mortlake	d			0554		0624		0654		0724		0754		0824		0849		0924		0954		1024		1054		1124		1154		
North Sheen	d			0556		0626		0656		0726		0756		0826		0851		0926		0956		1026		1056		1126		1156		
Richmond	d			0558		0628		0658		0728		0758		0828		0854		0928		0958		1028		1058		1128		1158		
St Margarets	d			0601		0631		0701		0731		0801		0831		0856		0931		1001		1031		1101		1131		1201		
Twickenham	d	0452		0603		0633		0703		0733		0803		0833		0900		0933		1003		1033		1103		1133		1203		
Strawberry Hill	d	0456		0607		0637		0707		0737		0807		0837		0904		0937		1007		1037		1107		1137		1207		
Shepperton	d					0611		0641		0711		0741		0811		0841		0911		0941		1011		1041		1111		1141		1211
Upper Halliford	d					0614		0644		0714		0744		0814		0844		0914		0944		1014		1044		1114		1144		1214
Sunbury	d					0616		0646		0716		0746		0816		0846		0916		0946		1016		1046		1116		1146		1216
Kempton Park	d					0618		0648		0718		0748		0818		0848		0918		0948		1018		1048		1118		1148		1218
Hampton	d					0621		0651		0721		0751		0821		0851		0921		0951		1021		1051		1121		1151		1221
Fulwell	d					0624		0654		0724		0754		0824		0854		0924		0954		1024		1054		1124		1154		1224
Teddington	d	0459	0544	0611	0629	0641	0659	0711	0729	0741	0759	0811	0829	0841	0859	0911	0929	0941	0959	1011	1029	1041	1059	1111	1129	1141	1159	1211	1229	
Hampton Wick	d	0502	0546	0614	0631	0644	0701	0714	0731	0744	0801	0814	0831	0844	0901	0914	0931	0944	1001	1014	1031	1044	1101	1114	1131	1144	1201	1214	1231	
Kingston	a	0504	0548	0616	0633	0646	0703	0716	0733	0746	0803	0816	0833	0846	0903	0916	0933	0946	1003	1016	1033	1046	1103	1116	1133	1146	1203	1216	1233	
Kingston	d	0504	0549	0618	0634	0648	0704	0718	0734	0748	0804	0818	0834	0848	0904	0918	0934	0948	1004	1018	1034	1048	1104	1118	1134	1148	1204	1218	1234	
Norbiton	d	0506	0551	0620	0636	0650	0706	0720	0736	0750	0806	0820	0836	0850	0906	0920	0936	0950	1006	1020	1036	1050	1106	1120	1136	1150	1206	1220	1236	
New Malden	d	0510	0555	0625	0640	0655	0710	0725	0740	0755	0810	0825	0840	0855	0910	0925	0940	0955	1010	1025	1040	1055	1110	1125	1140	1155	1210	1225	1240	
Raynes Park	d	0513	0558	0628	0643	0658	0713	0728	0743	0758	0813	0828	0843	0858	0913	0928	0943	0958	1013	1028	1043	1058	1113	1128	1143	1158	1213	1228	1243	
Wimbledon	d	0517	0602	0632	0647	0702	0717	0732	0747	0802	0817	0832	0847	0902	0917	0932	0947	1002	1017	1032	1047	1102	1117	1132	1147	1202	1217	1232	1247	
Earlsfield	d	0521	0605	0635		0705		0735		0805		0835		0905		0935		1005		1035		1105		1135		1205		1235		
Clapham Junction	d	0525	0609	0639	0654	0709	0724	0739	0754	0809	0824	0839	0854	0909	0924	0939	0954	1009	1024	1039	1054	1109	1124	1139	1154	1209	1224	1239	1254	
Vauxhall	d	0530	0614	0644	0659	0714	0729	0744	0759	0814	0829	0844	0859	0914	0929	0944	0959	1014	1029	1044	1059	1114	1129	1144	1159	1214	1229	1244	1259	
London Waterloo	a	0535	0621	0649	0706	0719	0736	0749	0806	0819	0836	0849	0906	0919	0936	0949	1006	1019	1036	1049	1106	1119	1136	1149	1206	1219	1236	1249	1306	

Late night and weekend trains may be altered due to engineering works.

Please check at southwesternrailway.com before travelling.

For guide to notes and symbols see end of timetable.

SATURDAY

Shepperton branch, Richmond and Kingston to Wimbledon and London Waterloo

Notes																													
London Waterloo	d	1200		1230		1300		1330		1400		1430		1500		1530		1600		1630		1700		1730		1800		1830	
Vauxhall	d	1204		1234		1304		1334		1404		1434		1504		1534		1604		1634		1704		1734		1804		1834	
Queenstown Road	d	1207		1237		1307		1337		1407		1437		1507		1537		1607		1637		1707		1737		1807		1837	
Clapham Junction	d	1210		1240		1310		1340		1414		1440		1510		1540		1610		1640		1710		1740		1810		1840	
Wandsworth Town	d	1213		1243		1313		1343		1417		1443		1513		1543		1613		1643		1713		1743		1813		1843	
Putney	d	1216		1246		1316		1346		1420		1446		1516		1546		1616		1646		1716		1746		1816		1846	
Barnes	d	1221		1251		1321		1351		1423		1451		1521		1551		1621		1651		1721		1751		1821		1851	
Mortlake	d	1224		1254		1324		1354		1425		1454		1524		1554		1624		1654		1724		1754		1824		1854	
North Sheen	d	1226		1256		1326		1356		1427		1456		1526		1556		1626		1656		1726		1756		1826		1856	
Richmond	d	1228		1258		1328		1358		1430		1458		1528		1558		1628		1658		1728		1758		1828		1858	
St Margarets	d	1231		1301		1331		1401		1432		1501		1531		1601		1631		1701		1731		1801		1831		1901	
Twickenham	d	1233		1303		1333		1403		1435		1503		1533		1603		1633		1703		1733		1803		1833		1903	
Strawberry Hill	d	1237		1307		1337		1407		1439		1507		1537		1607		1637		1707		1737		1807		1837		1907	
Shepperton	d		1241		1311		1341		1411		1441		1511		1541		1611		1641		1711		1741		1811		1841		1911
Upper Halliford	d		1244		1314		1344		1414		1444		1514		1544		1614		1644		1714		1744		1814		1844		1914
Sunbury	d		1246		1316		1346		1416		1446		1516		1546		1616		1646		1716		1746		1816		1846		1916
Kempton Park	d		1248		1318		1348		1418		1448		1518		1548		1618		1648		1718		1748		1818		1848		1918
Hampton	d		1251		1321		1351		1421		1451		1521		1551		1621		1651		1721		1751		1821		1851		1921
Fulwell	d		1254		1324		1354		1424		1454		1524		1554		1624		1654		1724		1754		1824		1854		1924
Teddington	d	1241	1259	1311	1329	1341	1359	1411	1429	1442	1459	1511	1529	1541	1559	1611	1629	1641	1659	1711	1729	1741	1759	1811	1829	1841	1859	1911	1929
Hampton Wick	d	1244	1301	1314	1331	1344	1401	1414	1431	1445	1501	1514	1531	1544	1601	1614	1631	1644	1701	1714	1731	1744	1801	1814	1831	1844	1901	1914	1931
Kingston	a	1246	1303	1316	1333	1346	1403	1416	1433	1447	1503	1516	1533	1546	1603	1616	1633	1646	1703	1716	1733	1746	1803	1816	1833	1846	1903	1916	1933
Kingston	d	1248	1304	1318	1334	1348	1404	1418	1434	1448	1504	1518	1534	1548	1604	1618	1634	1648	1704	1718	1734	1748	1804	1818	1834	1848	1904	1918	1934
Norbiton	d	1250	1306	1320	1336	1350	1406	1420	1436	1450	1506	1520	1536	1550	1606	1620	1636	1650	1706	1720	1736	1750	1806	1820	1836	1850	1906	1920	1936
New Malden	d	1255	1310	1325	1340	1355	1410	1425	1440	1455	1510	1525	1540	1555	1610	1625	1640	1655	1710	1725	1740	1755	1810	1825	1840	1855	1910	1925	1940
Raynes Park	d	1258	1313	1328	1343	1358	1413	1428	1443	1458	1513	1528	1543	1558	1613	1628	1643	1658	1713	1728	1743	1758	1813	1828	1843	1858	1913	1928	1943
Wimbledon	d	1302	1317	1332	1347	1402	1417	1432	1447	1502	1517	1532	1547	1602	1617	1632	1647	1702	1717	1732	1747	1802	1817	1832	1847	1902	1917	1932	1947
Earlsfield	d	1305		1335		1405		1435		1505		1535		1605		1635		1705		1735		1805		1835		1905		1935	
Clapham Junction	d	1309	1324	1339	1354	1409	1424	1439	1454	1509	1524	1539	1554	1609	1624	1639	1655	1709	1724	1739	1754	1809	1824	1839	1854	1909	1924	1939	1954
Vauxhall	d	1314	1329	1344	1359	1414	1429	1444	1459	1514	1529	1544	1559	1614	1629	1644	1700	1714	1729	1744	1759	1814	1829	1844	1859	1914	1929	1944	1959
London Waterloo	a	1319	1336	1349	1406	1419	1436	1449	1506	1519	1536	1549	1606	1619	1636	1649	1706	1719	1736	1749	1806	1819	1836	1849	1906	1919	1936	1949	2006

Late night and weekend trains may be altered due to engineering works.

Please check at southwesternrailway.com before travelling.

For guide to notes and symbols see end of timetable.

SUNDAY

Shepperton branch, Richmond and Kingston to Wimbledon and London Waterloo

	Notes																H		H			H			H			H	
London Waterloo	d	0614		0714		0814		0917		1014		1114		1214		1314		1414	1420		1514	1520		1614	1620		1714	1720	
Vauxhall	d	0618		0718		0818		0921		1018		1118		1218		1318		1418	1424		1518	1524		1618	1624		1718	1724	
Queenstown Road	d	0621		0721		0821		0925		1021		1121		1221		1321		1421	1427		1521	1527		1621	1627		1721	1727	
Clapham Junction	d	0624		0724		0824		0928		1024		1124		1224		1324		1424	1430		1524	1530		1624	1630		1724	1730	
Wandsworth Town	d	0627		0727		0827		0930		1027		1127		1227		1327		1427	1433		1527	1533		1627	1633		1727	1733	
Putney	d	0630		0730		0830		0933		1030		1130		1230		1330		1430	1436		1530	1536		1630	1636		1730	1736	
Barnes	d	0633		0733		0833		0936		1033		1133		1233		1333		1433	1439		1533	1539		1633	1639		1733	1739	
Mortlake	d	0635		0735		0835		0939		1035		1135		1235		1335		1435			1535			1635			1735		
North Sheen	d	0637		0737		0837		0941		1037		1137		1237		1337		1437			1537			1637			1737		
Richmond	d	0640		0740		0840		0943		1040		1140		1240		1340		1440	1459e		1540	1559e		1640	1659e		1740	1759e	
St Margarets	d	0642		0742		0842		0946		1042		1142		1242		1342		1442			1542			1642			1742		
Twickenham	d	0645		0745		0845		0948		1045		1145		1245		1345		1445	1511		1545	1611		1645	1711		1745	1811	
Strawberry Hill	d	0649		0749		0849		0952		1049		1149		1249		1349		1449	1515		1549	1615		1649	1715		1749	1815	
Shepperton	d			0711		0811		0911		1011		1111		1211		1311				1511			1611			1711			1811
Upper Halliford	d			0714		0814		0914		1014		1114		1214		1314				1514			1614			1714			1814
Sunbury	d			0716		0816		0916		1016		1116		1216		1316				1516			1616			1716			1816
Kempton Park	d			0718		0818		0918		1018		1118		1218		1318				1518			1618			1718			1818
Hampton	d			0721		0821		0921		1021		1121		1221		1321				1521			1621			1721			1821
Fulwell	d			0724		0824		0924		1024		1124		1224		1324				1524			1624			1724			1824
Teddington	d	0655	0729	0755	0829	0855	0929	0955	1029	1055	1129	1155	1229	1255	1329	1355	1429	1455	1518	1529	1555	1618	1629	1655	1718	1729	1755	1818	1829
Hampton Wick	d	0657	0731	0757	0831	0857	0931	0958	1031	1057	1131	1157	1231	1257	1331	1357	1431	1457	1521	1531	1557	1621	1631	1657	1721	1731	1757	1821	1831
Kingston	a	0659	0733	0759	0833	0859	0933	1000	1033	1059	1133	1159	1233	1259	1333	1359	1433	1459	1523	1533	1559	1623	1633	1659	1723	1733	1759	1823	1833
Kingston	d	0704	0734	0804	0834	0904	0934	1004	1034	1104	1134	1204	1234	1304	1334	1404	1434	1504		1534	1604		1634	1704		1734	1804		1834
Norbiton	d	0706	0736	0806	0836	0906	0936	1006	1036	1106	1136	1206	1236	1306	1336	1406	1436	1506		1536	1606		1636	1706		1736	1806		1836
New Malden	d	0710	0740	0810	0840	0910	0940	1010	1040	1110	1140	1210	1240	1310	1340	1410	1440	1510		1540	1610		1640	1710		1740	1810		1840
Raynes Park	d	0713	0743	0813	0843	0913	0943	1013	1043	1113	1143	1213	1243	1313	1343	1413	1443	1513		1543	1613		1643	1713		1743	1813		1843
Wimbledon	d	0720	0747	0817	0847	0917	0947	1017	1047	1117	1147	1217	1247	1317	1347	1417	1447	1517		1547	1617		1647	1717		1747	1817		1847
Earlsfield	d	0723	0750	0820	0850	0920	0950	1020	1050	1120	1150	1220	1250	1320	1350	1420	1450	1520		1550	1620		1650	1720		1750	1820		1850
Clapham Junction	d	0727	0754	0824	0854	0924	0954	1024	1055	1124	1155	1224	1254	1324	1354	1424	1454	1524		1554	1624		1654	1724		1754	1824		1854
Vauxhall	d	0732	0759	0829	0859	0929	0959	1029	1100	1129	1200	1229	1259	1329	1359	1429	1459	1529		1559	1629		1659	1729		1759	1829		1859
London Waterloo	a	0737	0806	0836	0906	0934	1006	1034	1108	1134	1206	1236	1306	1334	1406	1434	1506	1534		1606	1634		1706	1734		1806	1834		1906





Late night and weekend trains may be altered due to engineering works.
Please check at southwesternrailway.com before travelling.

For guide to notes and symbols see end of timetable.

GUIDE TO NOTES AND SYMBOLS

- A** From Shepperton.
- B** Service runs via Richmond.
- C** To Shepperton.
- H** Service runs via Hounslow.
- FX** Service does not run on Friday.
- FO** Service runs on Friday only.
- SX** Service does not run on Saturday.
- SO** Service runs on Saturday morning only.
- a** Arrival time.
- c** Change at Wimbledon.
- d** Departure time.
- e** Change at Twickenham.
- k** Arrives Twickenham 9 minutes earlier.
- s** Stops to let passengers leave the train only.
- ↳ Continued in later column.
- ← Continued from earlier column.

All services in this timetable are operated by South Western Railway.

-  Interchange for London Trams service to Croydon. Visit tfl.gov.uk for details.
-  Interchange for London Underground services. Visit tfl.gov.uk for details.
-  Car Park.
-  Minimum connection time where different from the standard five minutes.
- #8** Refers to the timetable number which shows the full service between this station and London Waterloo.
- ★ **Passengers travelling with cycles may not join or leave services at stations with train times shown in blue.**

Cycles on trains - Monday to Friday

At peak times the following restrictions apply in the area bounded by Reading, Hook, Alton, Guildford and Dorking.

Passengers travelling with cycles may not join or leave services timed to arrive at London Waterloo between 0715 and 1000 inclusive or timed to depart from London Waterloo between 1645 and 1900 inclusive.














Passengers travelling with cycles may not join or leave services timed to depart from Clapham Junction between 0745 and 0900 inclusive in an area bounded by Clapham Junction, Strawberry Hill and Feltham.

Travelling after midnight?

Trains which run after midnight are shown at the end of the day.

STATION INFORMATION

See notes for explanation of symbols.

London Waterloo			
Vauxhall			
Clapham Junction			
Earlsfield			#8
Wimbledon	 	 	#8
Raynes Park			#8
New Malden			#8
Norbiton			
Kingston			
Hampton Wick			
Teddington			
Fulwell			
Hampton			
Kempton Park			
Sunbury			
Upper Halliford			
Shepperton			
Strawberry Hill			
Twickenham			#9
St Margarets			#9
Richmond			#9
North Sheen			#9
Mortlake			#9
Barnes			#9
Putney			#9
Wandsworth Town			#9
Queenstown Road			#9

South Western Railway and Community Rail Partnerships

We are committed to working with Community Rail Partnerships (CRPs) across our network. CRPs are not-for-profit organisations that help to further connect the railway with the communities they serve. They work closely with SWR to promote healthy and sustainable travel, design projects which bring communities together, as well as support social and economic development. SWR is proud to provide core funding and support to 12 CRPs on our network.

Hounslow and Richmond Community Rail Partnership

Stations: Barnes, Barnes Bridge, Chiswick, Kew Bridge, Brentford, Syon Lane, Isleworth, Hounslow, Mortlake, North Sheen, Richmond, St Margarets, Twickenham, Whitton and Feltham.

This was the first London based Community Rail Partnership and aims to build on community engagement in the area whilst encouraging greater involvement at stations.

Email: [**hounslowandrichmondcrp@gmail.com**](mailto:hounslowandrichmondcrp@gmail.com)



Visit us at southwesternrailway.com

- Buying tickets online
- Live train information
- Train times
- Special offers and days out
- Plan your journey
- Latest news

Customer Service Centre

0345 6000 650

Monday to Friday 0800 - 2000

Saturday 0900 - 1800

Sunday 0900 - 1600

Our UK based team are available for:

- Comments and suggestions

Assisted Travel

0800 5282 100

Text relay 18001 0800 5282 100

A freephone service open 24 hours for older and disabled customers.

We recommend booking assistance **2 hours in advance**.

National Rail Enquiries

03457 48 49 50

Train times, fares and rail information.

Free travel alerts

southwesternrailway.com/alerts

Keeping our registered customers up-to-date with their service running information, delays and alterations.

Twitter [@SW_Help](https://twitter.com/SW_Help)

Follow South Western Railway on Twitter and be the first to know what's happening on our network.

Facebook Facebook.com/SWRailway

Providing South Western Railway network information and details of our latest offers.

First MTR South Western Trains Limited (trading as South Western Railway) accepts no liability for any inaccuracy in the information contained in this timetable which is subject to alteration.

First MTR South Western Trains Limited. Registered in England and Wales 07900320.

Registered office: 8th Floor, The Point, 37 North Wharf Road, London W2 1AF.

A First and MTR company.

South Western
 **Railway**

PTT01 09 2024



Please Recycle