

28 Weymouth and Bournemouth to London Waterloo



Train times

17 May until 19 September 2026

South Western
Railway

Your timetable

This timetable shows train services between **Weymouth, Poole, Bournemouth, Southampton, Winchester, Basingstoke, Woking and London Waterloo**.

It also shows train services between:

- **Yeovil and Weymouth** - see timetable **28A**.

And it shows connecting **bus services**:

- between **Dorchester South, Bridport and Lyme Regis** – see timetable **28B**;
- between **Weymouth, Bridport and Lyme Regis** – see timetable **28C**; and
- from **Bournemouth Rail Station and Bournemouth Airport** – see timetable **28D**.

For the complete train service between Southampton and London Waterloo (and the stations in between), please see timetable 19.

For services between Brockenhurst, Lymington Town and Lymington Pier (for Yarmouth, Isle of Wight), please see timetable 27.

Buy a ticket before you board

You need to buy a valid ticket before you get on your train. We know that most of our passengers do this before travelling, and we have a duty to those passengers to make sure no-one travels without paying. This is why we run a penalty fares scheme across most of our network.

If you travel without a valid ticket to or from a station within the penalty fares area, you may have to pay a penalty fare. A Penalty Fare is £100 plus the price of the full single fare applicable for your intended journey. However, if it is paid within 21 days, the Penalty Fare is reduced to £50 plus the price of the single fare applicable.

We have a policy to, wherever possible, prosecute everyone who deliberately avoids paying.

Cycles on trains

The services in this timetable have limited room for cycles, so we have had to apply some restrictions. The ★ symbol, with train times printed in **blue**, shows which trains have restrictions. These restrictions are explained in the 'Guide to notes and symbols' section.

We will carry folding cycles on any train, as long as they can be folded small enough to be carried safely in the luggage rack. Cycles are not allowed on buses that replace trains during engineering work.

Changes to train times

Network Rail need to do engineering work to maintain and improve the rail network. They do a lot of this work at weekends and during holiday periods, but they also need to do some work overnight during the week.

If we need to close rail lines so Network Rail can carry out work, buses will replace train services. We may also have to alter train services over a wider area.

Please check for any changes to train times before travelling at weekends, late in the evening or early in the morning.

Look for the 'Changes to train times' posters at stations, or visit our website at southwesternrailway.com.

Travel with Confidence

So that you can travel with confidence, we are ventilating trains to refresh air, improving information about journeys and trains, and extensively cleaning trains and stations.

Automated Delay Repay

Register for Automated Delay Repay (ADR). ADR cuts the time it takes to claim and receive compensation if your train is late.

It works for customers who have bought Advance tickets or a Touch Smartcard season ticket from our website.

Click on "Delay Repay" at the top of the homepage of our website or use the QR code above to get more details on how to register for Delay Repay or setup ADR.



No-smoking policy

For the comfort of all our customers, smoking and using e-cigarettes is not allowed on any part of our trains or stations.

You can smoke outside the station entrance or in our car parks.



South Western Railway and Community Rail Partnerships

We are committed to working with Community Rail Partnerships (CRPs) across our network. CRPs are not-for-profit organisations that help to further connect the railway with the communities they serve. They work closely with SWR to promote healthy and sustainable travel, design projects which bring communities together, as well as support social and economic development. SWR is proud to provide core funding and support to 12 CRPs on our network.

South Wessex Community Rail Partnership

Covering the line running south of Westbury to Weymouth, including Upwey and Weymouth.

Find out more at southwessexcrp.org.uk/



SOUTH WESSEX
COMMUNITY RAIL PARTNERSHIP

New Forest Community Rail Partnership

Stations: Lymington Pier, Lymington Town, Brockenhurst, Sway and Ashurst New Forest.

The Community Rail Partnership was launched in July 2008 and over the years the partnership has worked hard to help people discover, and explore, attractions from the New Forest and Lymington, as well as connections on to the Isle of Wight.

Find out more at newforestcrp.co.uk



New Forest Community Rail Partnership

www.newforestcrp.co.uk

Purbeck

Community Rail Partnership

Stations: Holton Heath, Wareham, Wool, Moreton, Dorchester South and the Swanage Railway

Formed in conjunction with Swanage Railway, Purbeck Community Rail Partnership supports the reintroduction of services from Swanage to Wareham. The partnership covers not only four of the mainline stations but also those on the Swanage line.

Find out more at purbeckcrp.org.uk



Three Rivers

Community Rail Partnership

Stations: Salisbury, Dean, Mottisfont & Dunbridge, Romsey, Millbrook, Redbridge, Southampton Central, St Denys, Swaythling, Southampton Airport, Eastleigh, Chandler's Ford, Bitterne, Woolston, Sholing, Netley, Hamble, Bursledon, Shawford and Winchester

Three Rivers aims to improve stations in the area of the rail routes that run alongside the main rivers between Salisbury, Winchester, Southampton and Bursledon – hence 'Three Rivers'. It is a group of local authorities, residents and the train industry, working to improve local stations, promote tourism, and train and bus service integration.

Find out more at threeriversrail.com/



MONDAY TO FRIDAY
Weymouth, Poole and Bournemouth to Basingstoke, Woking and London Waterloo

	Operator Notes	SW ★	SW	SW ★	SW ★	XC ★	SW ★	SW ★	SW ★	SW ★	XC	SW ★	SW ★	SW	SW	SW	XC	SW	SW	SW	SW	SW	SW	XC	SW	
Weymouth	d								0555				0625						0655							0903
Upwey	d								0559				0629						0659							0820
Dorchester South	d								0607				0637						0707							0824
Moreton	d								0614				0644						0714							0833
Wool	d								0620				0650						0720							0839
Wareham	d								0627				0657						0727							0845
Holtton Heath	d								0631				0731						0759							0853
Hamworthy	a								0636				0704						0736							0901
Poole	d	0500	0523	0540	0555				0641	0650	0711			0720	0741		0804		0810	0841	0853	0858		0907		0935
Parkstone	d	0504	0527	0544	0559				0645	0654	0715			0724	0745		0808		0814	0845		0902				0941
Branksome	d	0507	0530	0547	0602				0649	0657	0719			0727	0749		0811		0817	0848		0906				0945
Bournemouth	a	0512	0535	0553	0607				0654	0702	0724			0732	0754		0816		0822	0854	0902	0911	0917			0948
																										0954
Bournemouth	d	0515	0537	0555	0611	0630	0634	0656	0704	0726	0730	0734	0756	0802	0818		0840	0824	0856	0905		0922				0945
Pokesdown for Boscombe	d	0519	0541		0615		0638		0708			0737		0806	0822			0827	0856	0909		0926				0959
Christchurch	d	0523	0545		0619		0642		0712			0741		0810	0826			0831	0856	0913		0930				
Hinton Admiral	d		0550		0624		0647		0717			0746		0815				0836	0856	0918						
New Milton	d	0530	0554		0628		0651		0721			0751		0819	0833			0841	0856	0922		0937				
Sway	d		0559		0633		0656		0726			0755		0824				0845	0856	0927						
Brookhurst	a	0536	0604	0610	0638	0645	0700		0731		0745	0800	0810	0829	0839		0855	0850	0910	0932		0943				0959
																										1013
Brookhurst	d	0537		0611	0640	0646	0701		0732		0746	0801	0811	0830	0842		0856	0851	0911	0933		0944				1000
Beaulieu Road	d											0806		0835												1014
Ashurst (New Forest)	d				0648		0709		0740			0810		0839				0858		0942						
Totton	d	0548		0622	0653		0714		0745			0815		0844				0903		0947						
Southampton Central	a	0554		0628	0658	0703	0720	0725	0752	0756	0802	0822	0826	0852	0856		0914	0918	0926	0953		0958				1028
Southampton Central	d	0555		0630	0700	0715		0730		0800	0815		0830		0854	0900		0915		0930		0955		1000		1015
Southampton Airport	a	0602		0637	0707	0722		0737		0808	0822		0837		0904	0908		0922		0937		1002	1007		1022	1030
Eastleigh	a	0607		0650t			0749t					0850t		0909			0909		0926		0950t	1006		1006		1050t
Winchester	a	0616		0647	0717	0730		0747		0818	0830		0847		0918	0947		0932		0947		1017		1024	1031	1047
Basingstoke	a	0634		0703	0734	0747		0813r		0834	0846		0914r		0935	0947		0948		1012r		1034			1047	1111r
Reading	a	0708b		0746b		0809		0845r		0909	0909		0947e					1010		1056e					1108	1149e
Woking	a	0655		0734r	0808r	0833b		0840r		0854			0922		0954	1020		1020		1047					1115b	1120
Clapham Junction	a	0715					0905m		0914				0942		1015		1036b		1104k		1111				1136b	1205k
London Waterloo	a	0726		0747	0819	0843b		0848		0925			0953		1026				1049		1120					1147

Late night and weekend trains may be altered due to engineering works.
Please check at southwesternrailway.com before travelling.

★ Passengers travelling with cycles may not join or leave services at stations with train times shown in blue.

For guide to notes and symbols, see end of this timetable.

MONDAY TO FRIDAY

Weymouth, Poole and Bournemouth to Basingstoke, Woking and London Waterloo

Operator Notes	SW	SW	SW	SW	XC	SW	SW	SW	SW	SW	XC	SW	SW	SW	SW	SW	XC	SW	SW	SW	SW	SW	XC	SW	
Weymouth	d		0920			1003			1020			1103			1120			1203			1220			1303	
Upwey	d		0924						1024						1124						1224				
Dorchester South	d		0933			1013			1033			1113			1133			1213			1233			1313	
Moreton	d		0939						1039						1139						1239				
Wool	d		0945						1045						1145						1245				
Wareham	d		0953			1029			1053			1129			1153			1229			1253			1329	
Holton Heath	d		0956						1056						1156						1256				
Hamworthy	a		1001			1035			1101			1135			1201			1235			1301			1335	
Poole	d	0958	1007			1041		1058	1107			1141		1158	1207			1241		1258	1307			1341	
Parkstone	d	1002				1045		1102				1145		1202				1245		1302				1345	
Branksome	d	1006				1048		1106				1148		1206				1248		1306				1348	
Bournemouth	a	1011	1017			1054		1111	1117			1154		1211	1217			1254		1311	1317			1354	
Bournemouth	d	1002	1022		1045	1059	1102	1122			1145	1159	1202	1222			1245	1259	1302	1322			1345	1359	
Pokesdown for Boscombe	d	1006	1026				1106	1126					1206	1226					1306	1326					
Christchurch	d	1010	1030				1110	1130					1210	1230					1310	1330					
Hinton Admiral	d	1015					1115						1215						1315						
New Milton	d	1019	1037				1119	1137					1219	1237					1319	1337					
Sway	d	1024					1124						1224						1324						
Brockenhurst	a	1029	1043		1059	1113	1129	1143			1159	1213	1229	1243			1259	1313	1329	1343			1359	1413	
Brockenhurst	d	1030	1044		1100	1114	1130	1144			1200	1214	1230	1244			1300	1314	1330	1344			1400	1414	
Beaulieu Road	d	1035											1235												
Ashurst (New Forest)	d	1039					1139						1239						1339						
Totton	d	1044					1144						1244						1344						
Southampton Central	a	1053	1058		1113	1128	1150	1158			1213	1228	1250	1258			1313	1328	1350	1358			1413	1428	
Southampton Central	d	1055	1100		1115	1130	1155	1200			1215	1230	1255	1300			1315	1330	1355	1400			1415	1430	
Southampton Airport	a	1102	1107	—	1122	1137	1202	1207	—	1222	1237	1302	1307	—	1322	1337	1402	1407	—	1422	1437				
Eastleigh	a	1106		1106		1150t	1206		1206		1250t	1307		1307		1350t	1406			1406			1450t		
Winchester	a	—	1117	1124	1131	1147	—	1217	1224	1231	1247	—	1317	1324	1331	1347	—	1417	1424	1430	1447				
Basingstoke	a	—	1134		1147	1211r		1234		1247	1313r		1334		1349	1412r		1434		1446	1511r				
Reading	a				1206	1304e				1309	1355e				1408	1500e				1506	1555e				
Woking	a				1215b	1220				1315b	1320				1415b	1420		1436b	1504k	1511b	1520				
Clapham Junction	a		1211		1236b	1306k		1312		1336b	1405k		1412		1436b	1504k		1511		1536b	1605k				
London Waterloo	a		1220			1249		1321			1349		1421		1449		1520		1549						

Late night and weekend trains may be altered due to engineering works. Please check at southwesternrailway.com before travelling.

For guide to notes and symbols, see end of this timetable.

MONDAY TO FRIDAY
Weymouth, Poole and Bournemouth to Basingstoke, Woking and London Waterloo

Operator Notes	SW	SW	SW	SW	XC	SW	SW	SW	SW	SW	XC	SW	SW	SW	SW	SW	XC	SW	SW	SW	SW	SW	XC	SW	
Weymouth	d		1320			1403			1420			1503			1520			1603			1620			1703	
Upwey	d		1324						1424						1524						1624				1703
Dorchester South	d		1333			1413			1433			1513			1533			1613			1633			1713	
Moreton	d		1339						1439						1539						1639				1713
Wool	d		1345						1445						1545						1645				1713
Wareham	d		1353			1429			1453			1529			1553			1629			1653			1729	
Holton Heath	d		1356						1456						1556						1656				1729
Hamworthy	a		1401			1435			1501			1535			1601			1635			1701			1735	
Poole	d	1358	1407			1441		1458	1507			1541		1558	1607			1641		1658	1707			1741	
Parkstone	d	1402				1445		1502				1545		1602				1645		1702				1745	
Branksome	d	1406				1448		1506				1548		1606				1648		1706				1748	
Bournemouth	a	1411	1417			1454		1511	1517			1554		1611	1617			1654		1711	1717			1755	
Bournemouth	d	1402	1422		1445	1459	1502	1522			1545	1559	1602	1622			1645	1659	1702	1722			1745	1759	
Pokesdown for Boscombe	d	1406	1426				1506	1526					1606	1626					1706	1726					
Christchurch	d	1410	1430				1510	1530					1610	1630					1710	1730					
Hinton Admiral	d	1415					1515						1615						1715						
New Milton	d	1419	1437				1519	1537					1619	1637					1719	1737					
Sway	d	1424					1524						1624						1724						
Brockenhurst	a	1429	1443		1459	1513	1529	1543			1559	1613	1629	1643			1659	1713	1729	1743			1759	1813	
Brockenhurst	d	1430	1444		1500	1514	1530	1544			1600	1614	1630	1644			1700	1714	1730	1744			1800	1814	
Beaulieu Road	d	1435											1635												
Ashurst (New Forest)	d	1439					1539						1639						1739						
Totton	d	1444					1544						1644						1744						
Southampton Central	a	1454	1459		1513	1528	1552	1558			1613	1628	1650	1658			1713	1728	1750	1758			1813	1828	
Southampton Central	d	1457	1500		1515	1530	1555	1600			1615	1630	1652	1700			1715	1730	1752	1800			1815	1830	
Southampton Airport	a	1504	1507		1522	1537	1602	1607			1622	1637	1703	1707			1722	1737	1803	1807			1822	1837	
Eastleigh	a	1508		1508		1550t	1607			1607		1650t	1707			1707	1735t	1750t	1807			1807		1850t	
Winchester	a		1518	1524	1530	1547			1617	1624	1631	1647			1718	1722	1730	1747			1817	1822	1831	1847	
Basingstoke	a		1536		1546	1611r			1634		1647	1711r			1734	1739	1746	1811r			1834	1839	1847	1911r	
Reading	a				1609	1648e					1705	1748e					1807	1843e			1907			1947e	
Woking	a				1615b	1620					1720							1820						1924	
Clapham Junction	a		1611		1636b	1705k			1711		1736b	1804k			1811		1836b	1904k			1911		1940b	2004k	
London Waterloo	a		1620			1649			1720			1749			1820			1849			1920			1951	

Late night and weekend trains may be altered due to engineering works.
Please check at southwesternrailway.com before travelling.

For guide to notes and symbols, see end of this timetable.

MONDAY TO FRIDAY
Weymouth, Poole and Bournemouth to Basingstoke, Woking and London Waterloo

Operator Notes	SW	SW	SW	SW	XC	SW	SW	SW	SW	SW	XC	SW	SW	SW	SW	SW	SW	SW	SW	SW					
Weymouth	d		1720			1803			1820			1903		1920		1959	2006	2100	2210	2310					
Upwey	d		1724						1824					1924			2010	2104	2214	2314					
Dorchester South	d		1733			1813			1833			1913		1937		2011	2021	2112	2223	2322					
Moreton	d		1739						1839					1943			2027	2119	2229	2329					
Wool	d		1745						1845					1949			2033	2125	2235	2335					
Wareham	d		1753			1829			1853			1929		1957		2029	2042	2132	2243	2342					
Holton Heath	d		1756						1856																
Hamworthy	a		1801			1835			1901			1935		2003		2035	2048	2139	2249	2349					
Poole	d	1758	1807			1841		1858	1907			1941	1950	2009		2041	2054	2144	2255	2354					
Parkstone	d	1802				1845		1902				1945	1954			2045	2058	2148	2259						
Branksome	d	1806				1848		1906				1948	1957			2048	2101	2152	2302						
Bournemouth	a	1811	1817			1854		1911	1917			1954	2002	2018		2054	2107	2158	2308	0003					
Bournemouth	d	1802	1822		1845	1859	1902	1922		1945	1959	2005	2022		2059	2112	2212	2312							
Pokesdown for Boscombe	d	1806	1826				1906	1926				2009	2026			2116	2216	2316							
Christchurch	d	1810	1830				1910	1930				2013	2030			2120	2220	2320							
Hinton Admiral	d	1815					1915					2018				2125	2225	2325							
New Milton	d	1819	1837				1919	1937				2022	2037			2129	2229	2329							
Sway	d	1824					1924					2027				2134	2234	2334							
Brockenhurst	a	1829	1843		1859	1913	1929	1943		1959	2013	2032	2043		2113	2138	2238	2338							
Brockenhurst	d	1830	1844		1900	1914	1930	1944		2000	2014	2033	2044		2114	2139	2239	2339							
Beaulieu Road	d	1835										2038													
Ashurst (New Forest)	d	1839					1939					2042				2147	2247	2347							
Totton	d	1844					1944					2047				2152	2252	2352							
Southampton Central	a	1853	1858		1913	1928	1952	1958		2013	2028	2053	2058		2128	2157	2257	2357							
Southampton Central	d	1857	1900		1915	1930	1955	2000		2015	2030	2055	2100		2130	2200	2300								
Southampton Airport	a	1904	1907	—	1922	1937	2002	2007	—	2022	2037	2102	2107	—	2137	2207	2307								
Eastleigh	a	1908		1908		1950t	2006		2006		2050t	2106		2106	2150t	2211	2311								
Winchester	a	—	1917	1922	1930	1947	—	2017	2022	2032	2047	—	2117	2122	2147	2222	2323								
Basingstoke	a	—	1934	1939	1946	2011r	—	2034	2022	2048	2122r	—	2135	2122	2215r	2240	2343								
Reading	a				2009	2051e				2108	2156e		2240b		2305e	2326b	0031b								
Woking	a						2053				2119		2155		2219	2300	0020								
Clapham Junction	a		2010			2052k		2116			2156k		2215		2252k	2320									
London Waterloo	a		2019			2049		2129			2146		2224		2246	2329									

Late night and weekend trains may be altered due to engineering works.
Please check at southwesternrailway.com before travelling.

For guide to notes and symbols, see end of this timetable.

SATURDAY

Weymouth, Poole and Bournemouth to Basingstoke, Woking and London Waterloo

Operator Notes	SW	XC	SW	SW	SW	XC	SW	SW	SW	SW	SW	XC	SW	SW	SW	SW	XC	SW	SW	SW	SW	SW	SW
Weymouth	d		0542		0617		0655			0720			0803			0820			0903			0920	
Upwey	d				0621		0659			0724					0824				0903			0924	
Dorchester South	d		0552		0629		0707			0732			0813			0833			0913			0933	
Moreton	d				0636		0714			0739					0839				0913			0939	
Wool	d		0603		0642		0720			0745					0845				0913			0945	
Wareham	d		0610		0649		0727			0753			0829		0853				0929			0953	
Holton Heath	d		0614		0653		0731			0756					0856				0935			0956	
Hamworthy	a		0619		0658		0736			0801			0835		0901				0935			1001	
Poole	d	0528	0624	0650	0703		0741		0758	0807			0841	0858	0907				0941		0958	1007	
Parkstone	d	0532	0628	0654	0707		0745		0802				0845	0902					0945		1002		
Branksome	d	0536	0632	0657	0711		0749		0806				0848	0906					0948		1006		
Bournemouth	a	0541	0638	0702	0717		0754		0811	0817			0854	0911	0917				0954		1011	1017	
Bournemouth	d	0543	0635	0642	0705	0722		0745	0759	0802	0822		0845	0859	0902	0922			0945	0959	1002	1022	
Pokesdown for Boscombe	d	0547		0646	0709	0726				0806	0826				0906	0926					1006	1026	
Christchurch	d	0551		0650	0713	0730				0810	0830				0910	0930					1010	1030	
Hinton Admiral	d	0556		0655	0718					0815					0915						1015		
New Milton	d	0600		0700	0722	0737				0819	0837				0919	0937					1019	1037	
Sway	d	0605		0705	0727					0824					0924						1024		
Brockenhurst	a	0610	0649	0709	0732	0743		0759	0813	0829	0843		0859	0913	0929	0943			0959	1013	1029	1043	
Brockenhurst	d	0611	0650	0710	0733	0744		0800	0814	0830	0844		0900	0914	0930	0944			1000	1014	1030	1044	
Beaulieu Road	d									0835											1035		
Ashurst (New Forest)	d	0618		0718	0740					0839					0939						1039		
Totton	d	0623		0723	0745					0844					0944						1044		
Southampton Central	a	0629	0704	0728	0752	0758		0813	0828	0852	0858		0913	0928	0950	0958			1013	1028	1053	1058	
Southampton Central	d	0630	0715	0730	0755	0800		0815	0830	0855	0900		0915	0930	0955	1000			1015	1030	1055	1100	
Southampton Airport	a	0637	0722	0737	0802	0807		0822	0837	0902	0907		0922	0937	1002	1007			1022	1037	1102	1107	
Eastleigh	a	0650t		0750t	0806		0806		0849t	0906		0906		0950t	1006			1006		1050t	1106		1106
Winchester	a	0648	0730	0747		0817		0830	0847		0917		0924	0931	0947			1017	1030	1047		1117	1124
Basingstoke	a	0704	0746	0811r		0834		0846	0911r		0934			0947	1011r	1034			1046	1111r		1134	
Reading	a	0756b	0805	0849e				0907	0947e					1007	1049e				1106	1149e			
Woking	a	0723	0816b	0822				0920						1007	1049e				1106	1149e			
Clapham Junction	a	0743	0836b			0911	0936b			1011			1035b						1115b	1139b			
London Waterloo	a	0752		0848		0920		0947		1020				1047		1120			1150		1224		

Late night and weekend trains may be altered due to engineering works.
Please check at southwesternrailway.com before travelling.

For guide to notes and symbols, see end of this timetable.

SATURDAY

Weymouth, Poole and Bournemouth to Basingstoke, Woking and London Waterloo

Operator Notes	XC	SW	SW	SW	SW	XC	SW	SW	SW	SW	SW	XC	SW	SW	SW	SW	XC	SW	SW	SW	SW	SW	
Weymouth	d	1003			1021		1103			1120			1203			1220			1303			1320	
Upwey	d				1025					1124					1224							1324	
Dorchester South	d	1013			1033		1113			1133			1213			1233			1313			1333	
Moreton	d				1040					1139					1239							1339	
Wool	d				1046					1145					1245							1345	
Wareham	d	1029			1053		1129			1153			1229			1253			1329			1353	
Holton Heath	d				1057					1156					1256							1356	
Hamworthy	a	1035			1102		1135			1201			1235			1301			1335			1401	
Poole	d	1041			1058	1107	1141		1158	1207			1241		1258	1307			1341		1358	1407	
Parkstone	d	1045			1102		1145			1202			1245		1302				1345			1402	
Branksome	d	1048			1106		1148			1206			1248		1306				1348			1406	
Bournemouth	a	1054			1111	1117	1154			1211	1217		1254		1311	1317			1354			1411	1417
Bournemouth	d	1045	1059	1102	1122		1145	1159	1202	1222		1245	1259	1302	1322			1345	1359	1402	1422		
Pokesdown for Boscombe	d			1106	1126				1206	1226				1306	1326					1406	1426		
Christchurch	d			1110	1130				1210	1230				1310	1330					1410	1430		
Hinton Admiral	d			1115					1215					1315						1415			
New Milton	d			1119	1137				1219	1237				1319	1337					1419	1437		
Sway	d			1124					1224					1324						1424			
Brockenhurst	a	1059	1113	1129	1143		1159	1213	1229	1243		1259	1313	1329	1343			1359	1413	1429	1443		
Brockenhurst	d	1100	1114	1130	1144		1200	1214	1230	1244		1300	1314	1330	1344			1400	1414	1430	1444		
Beaulieu Road	d								1235											1435			
Ashurst (New Forest)	d			1139					1239					1339						1439			
Totton	d			1144					1244					1344						1444			
Southampton Central	a	1113	1128	1153	1158		1213	1228	1251	1258		1313	1328	1350	1358			1413	1428	1450	1458		
Southampton Central	d	1115	1130	1155	1200		1215	1230	1255	1300		1315	1330	1355	1400			1415	1430	1455	1500		
Southampton Airport	a	1122	1137	1202	1207		1222	1237	1302	1307		1322	1337	1402	1407			1422	1437	1502	1507		
Eastleigh	a		1150t	1206		1206		1250t	1306		1306		1350t	1406		1406		1450t	1506			1506	
Winchester	a	1131	1147	1206	1217	1224	1230	1247	1306	1317	1324	1331	1347	1406	1417	1424	1430	1447	1506	1517	1524		
Basingstoke	a	1147	1211r	1234	1246	1312r	1246	1312r	1306	1349e	1334	1347	1411r	1434	1443	1446	1511r	1517	1534				
Reading	a	1207	1249e		1306	1349e	1306	1349e	1409	1449e	1409	1449e	1505	1551e	1505	1551e	1515b	1520	1551e	1515b	1520		
Woking	a	1215b	1220		1315b	1320	1315b	1320	1415b	1420	1411	1435b	1415b	1420	1511	1535b	1515b	1520	1535b	1515b	1520	1611	1620
Clapham Junction	a	1235b			1311	1335b	1311	1335b	1411	1435b	1411	1435b	1411	1435b	1511	1535b	1511	1535b	1511	1535b	1611	1620	
London Waterloo	a	1248			1320		1349			1420			1449		1520			1549			1620		

Late night and weekend trains may be altered due to engineering works.
Please check at southwesternrailway.com before travelling.

For guide to notes and symbols, see end of this timetable.

SATURDAY

Weymouth, Poole and Bournemouth to Basingstoke, Woking and London Waterloo

Operator Notes	XC	SW	SW	SW	SW	SW	XC	SW	SW	SW	SW	SW	XC	SW	SW	SW	SW	SW	XC	SW	SW	SW	SW	SW	
Weymouth	d		1403			1420			1503			1520			1603			1620			1703			1720	
Upwey	d					1424						1524						1624						1724	
Dorchester South	d		1413			1433			1513			1533			1613			1633			1713			1733	
Moreton	d					1439						1539						1639						1739	
Wool	d					1445						1545						1645						1745	
Wareham	d		1429			1453			1529			1553			1629			1653			1729			1753	
Holton Heath	d					1456						1556						1656						1756	
Hamworthy	a		1435			1501			1535			1601			1635			1701			1735			1801	
Poole	d		1441			1458			1507			1541			1558			1607			1641			1658	1707
Parkstone	d		1445			1502			1545			1602			1645			1702			1745			1802	
Branksome	d		1448			1506			1548			1606			1648			1706			1748			1806	
Bournemouth	a		1454			1511			1517			1554			1611			1617			1654			1706	1717
Bournemouth	d	1445	1459	1502		1522			1545			1559			1602			1622			1645			1659	1702
Pokesdown for Boscombe	d			1506		1526						1606			1626			1645			1659			1706	1722
Christchurch	d			1510		1530						1610			1630			1645			1659			1706	1726
Hinton Admiral	d			1515								1615						1645			1659			1706	1730
New Milton	d			1519		1537						1619			1637			1645			1659			1706	1715
Sway	d			1524								1624						1645			1659			1706	1719
Brockenhurst	a	1459	1513	1529		1543			1559			1613			1629			1643			1659			1713	1729
Brockenhurst	d	1500	1514	1530		1544			1600			1614			1630			1644			1700			1714	1730
Beaulieu Road	d											1635						1644			1700			1714	1730
Ashurst (New Forest)	d			1539								1639						1644			1700			1714	1739
Totton	d			1544								1644						1644			1700			1714	1744
Southampton Central	a	1513	1528	1550		1558			1613			1628			1650			1658			1713			1728	1750
Southampton Central	d	1515	1530	1555		1600			1615			1630			1655			1700			1715			1730	1755
Southampton Airport	a	1522	1537	1602		1607			1622			1637			1702			1707			1722			1737	1802
Eastleigh	a		1550t	1606					1606			1650t			1706			1707			1724			1737	1806
Winchester	a	1532	1547	1606		1617			1624			1647			1717			1717			1724			1737	1806
Basingstoke	a	1548	1611r	1606		1634			1646			1647			1734			1734			1747			1750t	1806
Reading	a	1606	1649e	1606		1634			1646			1647			1734			1734			1747			1750t	1806
Woking	a	1615b	1620	1606		1634			1646			1647			1734			1734			1747			1750t	1806
Clapham Junction	a	1635b		1606		1634			1646			1647			1734			1734			1747			1750t	1806
London Waterloo	a		1648	1606		1634			1646			1647			1734			1734			1747			1750t	1806
				1606		1634			1646			1647			1734			1734			1747			1750t	1806
				1606		1634			1646			1647			1734			1734			1747			1750t	1806
				1606		1634			1646			1647			1734			1734			1747			1750t	1806
				1606		1634			1646			1647			1734			1734			1747			1750t	1806
				1606		1634			1646			1647			1734			1734			1747			1750t	1806
				1606		1634			1646			1647			1734			1734			1747			1750t	1806
				1606		1634			1646			1647			1734			1734			1747			1750t	1806
				1606		1634			1646			1647			1734			1734			1747			1750t	1806
				1606		1634			1646			1647			1734			1734			1747			1750t	1806
				1606		1634			1646			1647			1734			1734			1747			1750t	1806
				1606		1634			1646			1647			1734			1734			1747			1750t	1806
				1606		1634			1646			1647			1734			1734			1747			1750t	1806
				1606		1634			1646			1647			1734			1734			1747			1750t	1806
				1606		1634			1646			1647			1734			1734			1747			1750t	1806
				1606		1634			1646			1647			1734			1734			1747			1750t	1806
				1606		1634			1646			1647			1734			1734			1747			1750t	1806
				1606		1634			1646			1647			1734			1734			1747			1750t	1806
				1606		1634			1646			1647			1734			1734			1747			1750t	1806
				1606		1634			1646			1647			1734			1734			1747			1750t	1806
				1606		1634			1646			1647			1734			1734			1747			1750t	1806
				1606		1634			1646			1647			1734			1734			1747			1750t	1806
				1606		1634			1646			1647			1734			1734			1747			1750t	1806
				1606		1634			1646			1647			1734			1734			1747			1750t	1806
				1606		1634			1646			1647			1734			1734			1747			1750t	1806
				1606		1634			1646			1647			1734			1734			1747			1750t	1806
				1606		1634			1646			1647			1734			1734			1747			1750t	1806
				1606		1634			1646			1647			1734			1734			1747			1750t	1806
				1606		1634			1646			1647			1734			1734			1747			1750t	1806
				1606		1634			1646			1647			1734			1734			1747			1750t	1806
				1606		1634			1646			1647			1734			1734			1747			1750t	1806
				1606		1634			1646			1647			1734			1734			1747			1750t	1806
				1606		1634			1646			1647			1734			1734			1747			1750t	1806
				1606		1634			1646			1647			1734			1734			1747			1750t</	

SATURDAY

Weymouth, Poole and Bournemouth to Basingstoke, Woking and London Waterloo

Operator Notes	XC	SW	SW	SW	SW	SW	XC	SW	SW	SW	SW	SW	SW	SW	SW	SW	SW	SW											
Weymouth	d		1803			1820			1903			1920			2010	2057		2210	2310										
Upwey	d					1824						1924			2014	2101		2214	2314										
Dorchester South	d		1813			1833			1913			1933			2022	2110		2222	2322										
Moreton	d					1839						1939			2029	2116		2229	2329										
Wool	d					1845						1945			2035	2122		2235	2335										
Wareham	d		1829			1853			1929			1953			2042	2130		2242	2342										
Holton Heath	d					1856						1956																	
Hamworthy	a		1835			1901			1935			2001			2049	2136		2249	2349										
Poole	d		1841			1858			1941			1958			2040	2054	2142	2154	2254	2354									
Parkstone	d		1845			1902			1945			2002			2044	2058	2146	2158	2258										
Branksome	d		1848			1906			1948			2006			2048	2102	2149	2201	2302										
Bournemouth	a		1854			1911	1917		1954			2011	2017		2054	2108	2155	2207	2307	0003									
Bournemouth	d	1845	1859	1902	1922			1945	1959	2002	2022			2059	2112	2159	2212	2312											
Pokesdown for Boscombe	d			1906	1926					2006	2026				2116		2216	2316											
Christchurch	d			1910	1930					2010	2030				2120		2220	2320											
Hinton Admiral	d			1915						2015					2125		2225	2325											
New Milton	d			1919	1937					2019	2037				2129		2229	2329											
Sway	d			1924						2024					2134		2234	2334											
Brockenhurst	a	1859	1913	1929	1943			1959	2013	2029	2043			2113	2138	2213	2238	2338											
Brockenhurst	d	1900	1914	1930	1944			2000	2014	2030	2044			2114	2140	2214	2239	2339											
Beaulieu Road	d									2035																			
Ashurst (New Forest)	d			1939						2039					2147		2247	2347											
Totton	d			1944						2044					2152		2252	2352											
Southampton Central	a	1913	1928	1950	1958			2013	2028	2050	2058			2128	2158	2228	2257	2357											
Southampton Central	d	1915	1930	1955	2000			2015	2030	2055	2100			2130	2200	2230	2300	2359											
Southampton Airport	a	1922	1937	2002	2007			2022	2037	2102	2107			2137	2207	2237	2307	0009											
Eastleigh	a		1950t	2006			2006		2050t	2106			2106	2150t	2211	2242	2311	0014											
Winchester	a	1931	1947	┌	2017		2024		2047	┌	2117		2124	2147	2222	2255	2323	0026v											
Basingstoke	a	1947	2013r		2034			2047	2115r		2134			2215r	2239	2315	2343												
Reading	a	2011	2049e					2106	2149e		2218b			2249e	2324b	2346b													
Woking	a		2020					2119	2154		2154			2219	2300	2335	0018												
Clapham Junction	a		2055k		2110			2155k	2214		2214			2247k	2323	0001	0053												
London Waterloo	a		2046		2119			2145	2223		2223			2244	2332	0012	0103												

Late night and weekend trains may be altered due to engineering works.
Please check at southwesternrailway.com before travelling.

For guide to notes and symbols, see end of this timetable.

SUNDAY

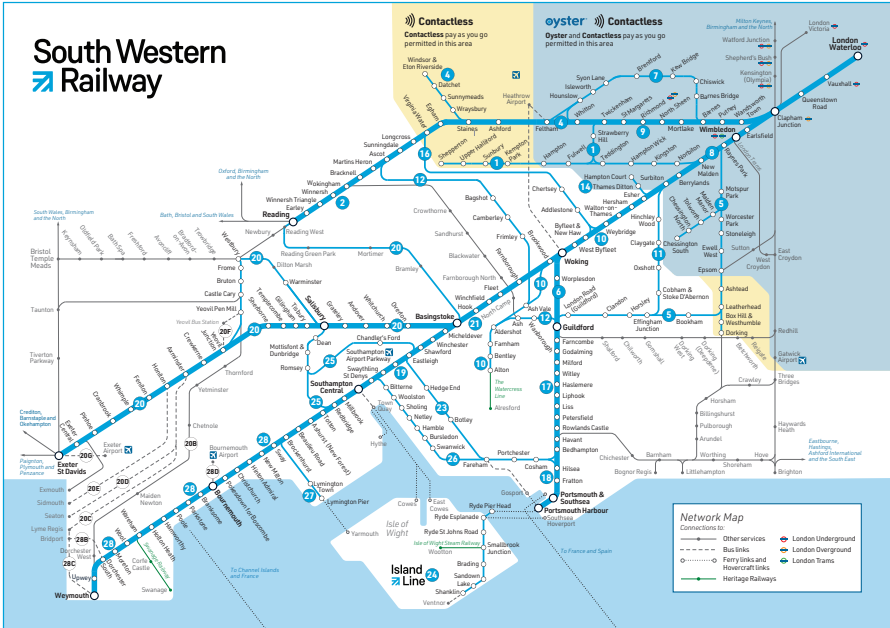
Weymouth, Poole and Bournemouth to Basingstoke, Woking and London Waterloo

Operator Notes	SW	SW	SW	SW	XC	SW	SW	XC	SW	SW	XC	SW	SW	XC	SW	SW	XC	SW	SW	XC	SW	SW	XC	SW
Weymouth d			0748			0848			0948			1048			1148			1248			1348			1448
Upwey d			0752			0852			0952			1052			1152			1252			1352			1452
Dorchester South d			0800			0900			1000			1100			1200			1300			1400			1500
Moreton d			0807			0907			1007			1107			1207			1307			1407			1507
Wool d			0813			0913			1013			1113			1213			1313			1413			1513
Wareham d			0820			0920			1020			1120			1220			1320			1420			1520
Holton Heath d																								
Hamworthy a			0827			0927			1027			1127			1227			1327			1427			1527
Poole d	0720	0750	0832	0855		0932	0955		1032	1055		1132	1155		1232	1255		1332	1355		1432	1455		1532
Parkstone d	0724	0754	0837			0937			1037			1137			1237			1337			1437			1537
Branksome d	0727	0757	0841			0941			1041			1141			1241			1341			1441			1541
Bournemouth a	0732	0802	0847	0904		0947	1004		1047	1104		1147	1204		1247	1304		1347	1404		1447	1504		1547
Bournemouth d	0736	0806	0850	0906	0940	0950	1006	1040	1050	1106	1140	1150	1206	1240	1250	1306	1340	1350	1406	1440	1450	1506	1540	1550
Pokesdown for Boscombe d	0740	0810		0910			1010			1110			1210			1310			1410			1510		
Christchurch d	0744	0814		0914			1014			1114			1214			1314			1414			1514		
Hinton Admiral d	0749	0819		0919			1019			1119			1219			1319			1419			1519		
New Milton d	0753	0823	0901	0923		1001	1023		1101	1123		1201	1223		1301	1323		1401	1423		1501	1523		1601
Sway d	0758	0828		0928			1028			1128			1228			1328			1428			1528		
Brookhurst a	0802	0832	0908	0932	0954	1008	1032	1054	1108	1132	1154	1208	1232	1254	1308	1332	1354	1408	1432	1454	1508	1532	1554	1608
Brookhurst d	0803	0833	0909	0933	0955	1009	1033	1055	1109	1133	1155	1209	1233	1255	1309	1333	1355	1409	1433	1455	1509	1533	1555	1609
Beaulieu Road d		0839		0939			1039			1139			1239			1339			1439			1539		
Ashurst (New Forest) d	0813	0843		0943			1043			1143			1243			1343			1443			1543		
Totton d	0818	0848		0948			1048			1148			1248			1348			1448			1548		
Southampton Central a	0824	0853	0924	0953	1008	1023	1053	1108	1123	1153	1208	1223	1253	1308	1323	1353	1408	1423	1453	1509	1523	1554	1609	1623
Southampton Central d	0826	0855	0925	0955	1015	1025	1055	1115	1125	1155	1215	1225	1255	1315	1325	1355	1415	1425	1455	1515	1525	1555	1615	1625
Southampton Airport a	0833	0902	0932	1002	1022	1032	1102	1122	1132	1202	1222	1232	1302	1322	1332	1402	1422	1432	1502	1522	1532	1602	1622	1632
Eastleigh a		0907		1007			1107			1207			1307			1407			1506			1607		
Winchester a	0843	0921	0942	1021	1030	1042	1121	1130	1141	1221	1230	1241	1321	1330	1342	1421	1430	1442	1515	1530	1542	1615	1630	1642
Basingstoke a	0901	0942	0958	1042	1046	1058	1142	1146	1158	1242	1246	1258	1342	1346	1358	1442	1446	1458	1533	1547	1558	1633	1646	1658
Reading a	0932b	1006b	1032b		1106	1133b		1205	1232b		1305	1332b		1406	1432b		1504	1532b		1606	1632b		1706	1732b
Woking a	0928	1002	1019	1102		1118	1203		1218	1302		1318	1402		1418	1502		1518	1553		1618	1653		1718
Clapham Junction a	0957	1029	1041	1129		1141	1227		1239	1327		1339	1427		1439	1527		1539	1614		1639	1714		1739
London Waterloo a	1007	1040	1051	1139		1152	1237		1249	1337		1349	1437		1449	1537		1549	1624		1649	1724		1749

Late night and weekend trains may be altered due to engineering works.
Please check at southwesternrailway.com before travelling.

For guide to notes and symbols, see end of this timetable.

South Western Railway



Changing trains

Most journeys shown in this timetable are direct trains, shown in **bold type**. However, you may be able to make other journeys or reach your destination more quickly by changing trains. To help you find these alternative trains, we show them in the timetable with *light italic type*. A letter against the time will show where you need to change trains – please check the 'Notes' section for an explanation of these letters.

Please allow plenty of time to change trains. At most stations you will need to allow at least five minutes, and this is shown in the 'Station information' table in this timetable. For example N means you should allow 10 minutes to change trains at this station.

MONDAY TO FRIDAY

London Waterloo, Woking and Basingstoke to Bournemouth, Poole and Weymouth

Operator Notes	SW	SW	SW	SW	SW	SW A	XC	SW	SW	SW	XC	SW	SW	SW	XC	SW	SW	SW	XC	SW	SW		
London Waterloo	d			0518				0630		0703	0710b	0735		0805	0820b	0835		0905	0920b	0935			
Clapham Junction	d			0525u				0637u		0710u	0717b	0723k		0812u	0827b	0827k		0912u	0927b	0927k			
Woking	d			0553				0657		0730	0736b	0800		0816b	0846b	0900		0916b	0946b	1000			
Reading	d			0540b				0640b		0657b	0752			0800b	0854			0859b	0951				
Basingstoke	d			0621				0718		0750	0811	0819		0849	0911			0949	1011				
Winchester	d			0638				0734		0806	0827	0835	0841	0905	0927	0933		1005	1027	1033			
Eastleigh	d			0649			0721z	0746			0821t	0846	0852		0921t			1001t	1021t				
Southampton Airport	d			0653			0726z	0750		0819	0835	0850	0856	0914	0936	0942		1014	1035	1042			
Southampton Central	a			0700				0757		0826	0842	0857	0903	0922	0943	0949		1022	1042	1049			
Southampton Central	d			0622	0702	0730	0756	0759		0828	0846	0859	0906	0925	0945	0952	0956	1025	1045	1051	1058		
Totton	d			0628	0707	0738		0804		0833			0912				1001				1104		
Ashurst (New Forest)	d			0632		0742		0809					0916				1006				1109		
Beaulieu Road	d					0747		0813									1010						
Brockenhurst	a			0640	0718	0753	0809	0819		0844	0859	0912	0924	0939	0958	1005	1016	1039	1059	1105	1117		
Brockenhurst	d			0615	0641	0718		0757	0810	0820		0844	0900	0913	0925	0940	0959	1006	1017	1040	1100	1106	1118
Sway	d			0620	0646	0723		0825		0849			0930					1022				1122	
New Milton	d			0625	0651	0728	0804	0830		0854			0935	0947				1027	1047			1127	
Hinton Admiral	d			0629	0655	0732		0834		0858			0939					1031				1131	
Christchurch	d			0634	0700	0737	0811	0839		0903			0944	0954				1036	1054			1136	
Pokesdown for Boscombe	d			0637	0703	0740		0842		0906			0947	0958				1039	1058			1140	
Bournemouth	a			0641	0707	0744		0817	0824	0846		0910	0914	0928	0953	1002	1013	1021	1044	1102	1114	1120	1144
Bournemouth	d	0611	0644	0712	0746	0804	0818	0848	0904	0912		0932		1005	1010		1025		1105	1110		1124	
Branksome	d	0616	0649	0717	0751	0809	0823	0853	0909	0917		0937		1015	1015		1030		1115			1129	
Parkstone	d	0619	0652	0720	0754	0812	0826	0856	0912	0920		0940		1018	1018		1034		1118			1132	
Poole	d	0624	0657	0725	0758	0817	0830a	0900	0917	0923a		0944		1016	1022a		1038		1116	1122a		1137	
Hamworthy	d	0629	0702	0730	0803	0822		0905	0922			0949		1021			1043		1121			1142	
Holton Heath	d	0633	0706	0734	0807	0826			0926					1025					1125				
Wareham	d	0638	0711	0739	0812	0831		0912	0931		0956			1030		1050			1130			1149	
Wool	d	0644	0717	0745	0819	0837		0919	0937		1002			1036					1136				
Moreton	d	0650	0725	0751	0825	0843		0925	0943					1042					1142				
Dorchester South	d	0658	0735	0759	0833	0851		0933	0951		1014			1050		1107			1150			1205	
Upwey	d	0705	0741	0806	0839	0858		0939	0958					1057					1157				
Weymouth	a	0709	0746	0810	0844	0902		0944	1002		1025			1101		1117			1203			1216	

Late night and weekend trains may be altered due to engineering works. Please check at southwesternrailway.com before travelling.

For guide to notes and symbols, see end of this timetable.

MONDAY TO FRIDAY

London Waterloo, Woking and Basingstoke to Bournemouth, Poole and Weymouth

Operator Notes	SW	XC	SW	SW	SW	XC	SW	SW	SW	XC	SW	SW	SW	XC	SW	SW	SW	XC	SW	
London Waterloo	d	1005	1020b	1035		1105	1120b	1135		1205	1220b	1235		1305	1320b	1335		1405	1420b	1435
Clapham Junction	d	1012u	1027b	1027k		1112u	1127b	1127k		1212u	1227b	1227k		1312u	1327b	1327k		1412u	1427b	1427k
Woking	d	1016b	1046b	1100		1116b	1146b	1200		1216b	1247b	1300		1316b	1346b	1401		1417b	1446b	1500
Reading	d	1007b	1052			1107b	1151			1212b	1252			1312b	1352			1413b	1452	
Basingstoke	d	1049	1111			1149	1212			1248	1311			1348	1411			1449	1511	
Winchester	d	1105	1127	1133		1205	1227	1232		1305	1327	1333		1405	1427	1433		1505	1527	1532
Eastleigh	d	1100t	1121t			1200t	1221t			1304t	1321t			1401t	1421t			1501t	1521t	
Southampton Airport	d	1114	1136	1142		1214	1238	1243		1314	1336	1342		1414	1436	1442		1514	1536	1541
Southampton Central	a	1122	1143	1149		1222	1247	1251		1322	1343	1349		1422	1443	1449		1522	1543	1548
Southampton Central	d	1124	1146	1152	1156	1224	1249	1253	1256	1324	1345	1352	1356	1424	1445	1451	1456	1524	1545	1551
Totton	d				1201				1302				1401			1501				
Ashurst (New Forest)	d				1206				1306				1406			1506				
Beaulieu Road	d				1210				1410				1410							
Brockenhurst	a	1138	1159	1205	1216	1238	1302	1307	1316	1338	1358	1405	1416	1438	1458	1504	1516	1538	1558	1604
Brockenhurst	d	1139	1200	1206	1217	1239	1303	1307	1317	1339	1359	1406	1417	1439	1459	1505	1517	1539	1559	1605
Sway	d				1222				1322				1422			1522				
New Milton	d	1146			1227	1246			1327	1346			1427	1446		1527	1546			
Hinton Admiral	d				1231				1331				1431			1531				
Christchurch	d	1153			1236	1253			1336	1353			1436	1453		1536	1553			
Pokesdown for Boscombe	d	1157			1239	1257			1339	1357			1439	1457		1539	1557			
Bournemouth	a	1201	1214	1220	1244	1301	1317	1322	1344	1401	1413	1421	1444	1501	1513	1520	1544	1601	1613	1620
Bournemouth	d	1205	1210	1224		1305	1310	1326		1405	1410	1425		1505	1510	1524		1605	1610	1624
Branksome	d		1215	1229		1315	1331	1430		1415	1430		1515	1529		1615		1629		
Parkstone	d		1218	1232		1318	1334	1433		1418	1433		1518	1532		1618		1632		
Poole	d	1216	1222a	1237		1316	1322a	1338		1416	1422a	1438		1516	1522a	1537		1616	1622a	1637
Hamworthy	d	1221		1242		1321	1343	1443		1421	1443		1521	1542		1621		1642		
Holton Heath	d	1225				1325		1425		1425			1525		1625					
Wareham	d	1230		1249		1330	1350	1449		1430	1449		1530	1549		1630		1649		
Wool	d	1236				1336		1436		1436			1536		1636					
Moreton	d	1242				1342		1442		1442			1542		1642					
Dorchester South	d	1250		1305		1350	1407	1506		1450	1506		1550	1605		1650		1707		
Upwey	d	1257				1357		1457		1457			1557		1657					
Weymouth	a	1303		1315		1403		1417		1503		1516		1604		1616		1703		1715

Late night and weekend trains may be altered due to engineering works. Please check at southwesternrailway.com before travelling.

★ Passengers travelling with cycles may not join or leave services at stations with train times shown in blue.

For guide to notes and symbols, see end of this timetable.

MONDAY TO FRIDAY

London Waterloo, Woking and Basingstoke to Bournemouth, Poole and Weymouth

Operator Notes	SW	SW	XC	SW	SW B	SW	XC	SW	SW	XC	SW	SW	XC	SW	SW	XC	SW	SW							
London Waterloo	d		1505	1520b		1535			1605	1620b		1635	1705	1723b	1735		1805	1807b	1835	1905					
Clapham Junction	d		1512u	1527b		1527k			1612u	1627b		1627k	1657b	1702h				1814r		1912u					
Woking	d		1516b	1546b		1600			1616b	1646b		1659u		1734r				1745r	1834r	1845b					
Reading	d		1505b	1552					1607b	1652			1715b	1751				1757b	1852	1905b					
Basingstoke	d		1549	1611					1648	1711		1719	1746	1811	1817			1846	1911	1917	1948				
Winchester	d		1605	1628		1633	1639		1704	1727		1735	1802	1827	1833			1902	1927	1933	2004				
Eastleigh	d		1601t	1621t			1650			1721t			1801t	1821t				1855t	1921t		2000t				
Southampton Airport	d		1614	1637		1642	1654		1714	1736		1744	1811	1835	1842			1911	1935	1942	2013				
Southampton Central	a		1621	1644		1649	1705		1721	1743		1751	1819	1842	1849			1918	1942	1950	2021				
Southampton Central	d	1556	1626	1628	1649	1653	1656	1713	1725	1728	1749	1755	1758	1822	1825	1845	1853	1856	1922	1925	1944	1954	1956	2025	2028
Totton	d	1601		1634			1702	1720		1733			1804		1831			1901		1930			2002		2033
Ashurst (New Forest)	d	1606		1639			1707			1738			1808		1835			1906		1935			2007		2038
Beaulieu Road	d	1610					1711						1813												
Brockenhurst	a	1616	1639	1647	1703	1708	1717	1731	1738	1746	1802	1809	1819		1843	1858		1914		1943	1957		2015	2039	2046
Brockenhurst	d	1626	1640	1647	1704	1709	1718	1731	1739	1746	1803	1810	1819		1844	1859		1915		1944	1958		2015	2040	2046
Sway	d	1631		1652			1722			1751			1824		1848			1919		1948			2020		2051
New Milton	d	1636		1657			1727	1738		1756			1829		1853			1924		1953			2025		2056
Hinton Admiral	d	1640		1701			1731			1800			1833		1857			1928		1957			2029		2100
Christchurch	d	1645		1706			1736	1745		1805			1838		1902			1933		2002			2034		2105
Pokesdown for Boscombe	d	1648		1709			1740			1808			1841		1906			1937		2006			2037		2108
Bournemouth	a	1653	1701	1713	1721	1726	1744	1752	1755	1812	1817	1824	1845	1849	1910	1914	1921	1941	1949	2010	2015	2021	2041	2054	2112
Bournemouth	d		1702	1715		1728	1745		1757	1814		1826		1851	1911		1923	1942	1950	2011		2022	2043	2058	2114
Branksome	d		1708			1733	1750		1802	1819		1831		1856	1916		1928	1947	1955	2016		2027	2048	2103	2119
Parkstone	d		1711			1736	1753		1805	1822		1834		1859	1919		1931	1950	1958	2019		2030	2051	2106	2122
Poole	d		1717	1724a		1740	1757a		1810	1825a		1838		1903	1924a		1935	1955a	2003	2024a		2035	2056a	2110	2125a
Hamworthy	d		1722			1745			1815			1843		1908			1940		2008			2040		2115	
Holton Heath	d		1726						1819					1912					2012						
Wareham	d		1731			1752			1824			1850		1917			1947		2017			2046		2123	
Wool	d		1737			1758			1830			1857		1923			1953		2023			2053		2129	
Moreton	d		1743						1841					1929					2029					2141	
Dorchester South	d		1751			1810			1849			1908		1937			2005		2038			2104		2149	
Upwey	d		1758						1855					1944					2044					2155	
Weymouth	a		1802			1818			1902			1919		1950			2015		2051			2115		2200	

Late night and weekend trains may be altered due to engineering works. Please check at southwesternrailway.com before travelling.

★ Passengers travelling with cycles may not join or leave services at stations with train times shown in blue.

For guide to notes and symbols, see end of this timetable.

SATURDAY

London Waterloo, Woking and Basingstoke to Bournemouth, Poole and Weymouth

Operator Notes	SW	SW	SW	SW	SW	SW	SW	XC	SW	SW	SW	XC	SW	SW	SW	XC	SW	SW	SW	XC	SW			
London Waterloo	d			0521		0630		0710b	0735				0805	0820b	0835		0905	0920b	0935		1005	1020b	1035	
Clapham Junction	d			0528u		0637u		0717b	0720k				0812u	0827b	0827k		0912u	0927b	0927k		1012u	1028b	1028k	
Woking	d			0554		0657		0736b	0800				0816b	0846b	0900		0916b	0947b	1000		1016b	1046b	1100	
Reading	d			0543b		0637b		0752					0807b	0852			0910b	0952			1007b	1052		
Basingstoke	d		0510z	0623		0718		0811	0821				0849	0911			0948	1011			1048	1111		
Winchester	d		0526z	0642		0734		0832	0837				0905	0927	0933		1005	1027	1033		1105	1127	1133	
Eastleigh	d		0535z	0651		0743		0821t	0847				0901t	0921t			1001t	1021t			1101t	1121t		
Southampton Airport	d		0540z	0655		0748		0841	0851				0914	0936	0942		1014	1036	1042		1114	1136	1142	
Southampton Central	a			0703		0755		0848	0858				0921	0943	0949		1021	1043	1050		1121	1143	1149	
Southampton Central	d		0620	0705	0721	0800	0817	0850	0900	0903			0924	0945	0951	0956	1024	1044	1051	1056	1124	1144	1151	
Totton	d		0625	0710	0726	0805	0822			0909						1001				1101				
Ashurst (New Forest)	d		0630		0731		0827			0913						1006				1106				
Beaulieu Road	d						0831									1010								
Brockenhurst	a		0638	0721	0739	0816	0837	0903	0914	0921			0937	0958	1005	1016	1037	1057	1105	1116	1137	1158	1205	
Brockenhurst	d	0615	0639	0721	0740	0817	0838	0904	0914	0922			0938	0959	1006	1017	1038	1058	1106	1117	1138	1159	1206	
Sway	d	0620	0643	0726	0744	0821	0843			0926						1022				1122				
New Milton	d	0625	0648	0731	0749	0826	0848			0931			0945			1027	1045			1127	1145			
Hinton Admiral	d	0629	0652	0735	0753	0830	0852			0935						1031				1131				
Christchurch	d	0634	0657	0740	0758	0835	0857			0940			0952			1036	1052			1136	1152			
Pokesdown for Boscombe	d	0637	0701	0743	0802	0839	0900			0944			0956			1039	1056			1139	1156			
Bournemouth	a	0641	0706	0747	0806	0843	0905	0918	0929	0950			1000	1013	1020	1044	1100	1113	1120	1144	1200	1213	1220	
Bournemouth	d	0611	0644	0711	0749	0809	0844	0909		0930			1004	1008		1024		1104	1108		1124		1204	1208
Branksome	d	0616	0649	0716	0754	0814	0849	0914		0935			1004	1013		1029		1104	1113		1129		1204	1213
Parkstone	d	0619	0652	0719	0757	0817	0852	0917		0938			1004	1016		1032		1104	1116		1132		1204	1216
Poole	d	0624	0657	0724	0801	0822	0857	0922		0943			1014	1020a		1037		1114	1120a		1137		1214	1220a
Hamworthy	d	0629	0702	0729	0806	0827	0902	0927		0948			1019			1042		1119			1142		1219	1242
Holton Heath	d	0633	0706	0733		0831		0931					1023			1049		1123			1149		1223	
Wareham	d	0638	0711	0738	0813	0836	0909	0936		0955			1028			1049		1128			1149		1228	1249
Wool	d	0644	0717	0744	0819	0842	0915	0942					1035			1049		1135			1149		1235	
Moreton	d	0650	0723	0750	0825	0848	0921	0948					1041			1049		1141			1149		1241	
Dorchester South	d	0658	0731	0758	0833	0856	0929	0956		1011			1049		1105		1149		1205		1249		1305	
Upwey	d	0705	0738	0805	0840	0903	0936	1003					1055			1114		1155			1255			
Weymouth	a	0709	0742	0809	0845	0908	0940	1008		1020			1100			1114		1200			1300		1314	

Late night and weekend trains may be altered due to engineering works.
Please check at southwesternrailway.com before travelling.

For guide to notes and symbols, see end of this timetable.

SATURDAY

London Waterloo, Woking and Basingstoke to Bournemouth, Poole and Weymouth

Operator Notes	SW	SW	XC	SW	SW	SW	XC	SW	SW	SW	XC	SW	SW	SW	XC	SW	SW	SW	XC		
London Waterloo	d		1105	1109b	1135		1205	1220b	1235		1305	1320b	1335		1405	1420b	1435		1505	1520b	
Clapham Junction	d		1112u	1127k		1212u	1227b	1232k		1312u	1327b	1327k		1412u	1427b	1427k		1512u	1527b		
Woking	d		1116b	1134b	1200		1216b	1246b	1304		1316b	1346b	1400		1416b	1446b	1500		1516b	1546b	
Reading	d		1104b	1152			1207b	1252			1307b	1352			1407b	1452			1507b	1552	
Basingstoke	d		1148	1211			1249	1311			1349	1411			1448	1511			1548	1611	
Winchester	d		1205	1227	1233		1305	1327	1336		1405	1427	1433		1505	1527	1533		1605	1627	
Eastleigh	d		1201t	1221t			1301t	1321t			1401t	1421t			1501t	1521t			1601t	1621t	
Southampton Airport	d		1214	1236	1242		1314	1336	1345		1414	1436	1443		1514	1536	1542		1614	1636	
Southampton Central	a		1221	1243	1249		1321	1343	1352		1421	1443	1450		1521	1543	1549		1621	1644	
Southampton Central	d	1156	1224	1245	1251	1256	1324	1345	1354	1356	1424	1445	1451	1456	1524	1545	1551	1556	1624	1646	
Totton	d	1201			1301					1402				1501				1601			
Ashurst (New Forest)	d	1206			1306					1407				1506				1606			
Beaulieu Road	d	1210								1411								1610			
Brockenhurst	a	1216	1237	1259	1305	1316	1337	1358	1407	1417	1437	1458	1505	1516	1537	1558	1605	1616	1637	1700	
Brockenhurst	d	1217	1238	1300	1306	1317	1338	1359	1408	1418	1438	1459	1506	1517	1538	1559	1606	1617	1638	1701	
Sway	d	1222			1322					1422				1522				1622			
New Milton	d	1227	1245		1327		1345			1427		1445		1527	1545			1627	1645		
Hinton Admiral	d	1231			1331					1431				1531				1631			
Christchurch	d	1236	1252		1336		1352			1436		1452		1536	1552			1636	1652		
Pokesdown for Boscombe	d	1239	1256		1339		1356			1440		1456		1539	1556			1639	1656		
Bournemouth	a	1244	1300	1315	1320	1344	1400	1413	1422	1444	1500	1513	1520	1544	1600	1613	1620	1644	1700	1715	
Bournemouth	d		1304	1308	1324		1404	1408		1426		1504	1508		1524		1604	1608	1624	1704	1708
Branksome	d		1313	1329			1413			1431		1513		1529		1613		1629		1713	
Parkstone	d		1316	1332			1416			1434		1516		1532		1616		1632		1716	
Poole	d		1314	1320a	1337		1414	1420a		1438		1514	1520a		1537		1614	1620a	1637	1714	1720a
Hamworthy	d		1319	1342			1419			1443		1519		1542		1619		1642		1719	
Holton Heath	d		1323				1423			1450		1523		1549		1623		1649		1723	
Wareham	d		1328	1349			1428			1450		1528		1549		1628		1649		1728	
Wool	d		1335				1435			1450		1535		1549		1635		1649		1735	
Moreton	d		1341				1441			1450		1541		1549		1641		1649		1741	
Dorchester South	d		1349	1405			1449		1507	1507		1549		1605		1649		1705		1749	
Upwey	d		1355				1455			1507		1555		1605		1655		1705		1755	
Weymouth	a		1400	1414			1500		1515	1515		1600		1614		1700		1714		1800	

Late night and weekend trains may be altered due to engineering works. Please check at southwesternrailway.com before travelling.

For guide to notes and symbols, see end of this timetable.

SATURDAY

London Waterloo, Woking and Basingstoke to Bournemouth, Poole and Weymouth

Operator Notes	SW	SW	SW	XC	SW	SW	SW	XC	SW	SW	SW	XC	SW	SW	SW	XC	SW	SW	SW	XC
London Waterloo	d 1535		1605	1620b	1635		1705	1720b	1735		1805	1820b	1835		1905	1920b	1935		2005	2020b
Clapham Junction	d 1527k		1612u	1627b	1627k		1712u	1727b	1727k		1812u	1827b	1827k		1912u	1927b	1927k		2012u	2027b
Woking	d 1600		1616b	1646b	1700		1716b	1746b	1800		1816b	1846b	1900		1916b	1946b	2000		2016b	2046b
Reading	d		1607b	1652			1707b	1752			1807b	1852			1905b	1952			2005b	2052
Basingstoke	d		1648	1711			1748	1811			1848	1911			1948	2011			2049	2111
Winchester	d 1633		1705	1727	1733		1805	1827	1833		1905	1927	1933		2005	2027	2033		2105	2127
Eastleigh	d		1701t	1721t			1801t	1821t			1901t	1921t			2001t	2021t			2101t	2121t
Southampton Airport	d 1642		1714	1736	1742		1814	1836	1842		1914	1936	1942		2014	2036	2042		2114	2136
Southampton Central	a 1649		1721	1743	1749		1821	1843	1849		1921	1943	1949		2021	2043	2049		2121	2143
Southampton Central	d 1651	1656	1724	1745	1751	1756	1824	1845	1851	1856	1924	1945	1951	1956	2024	2045	2051	2056	2124	2145
Totton	d	1701				1801				1901				2001					2101	2129
Ashurst (New Forest)	d	1706				1806				1906				2006					2106	2134
Beaulieu Road	d					1810								2010						
Brockenhurst	a 1705	1716	1737	1758	1805	1816	1837	1858	1905	1916	1937	1958	2005	2016	2037	2058	2104	2116	2142	2158
Brockenhurst	d 1706	1717	1738	1759	1806	1817	1838	1859	1906	1917	1938	1959	2006	2017	2038	2059	2105	2117	2143	2159
Sway	d	1722				1822				1922				2022					2122	2148
New Milton	d	1727	1745			1827	1845			1927	1945			2027	2045				2127	2153
Hinton Admiral	d	1731				1831				1931				2031					2131	2157
Christchurch	d	1736	1752			1836	1852			1936	1952			2036	2052				2136	2202
Pokesdown for Boscombe	d	1739	1756			1839	1856			1939	1956			2039	2056				2139	2206
Bournemouth	a 1720	1744	1800	1813	1820	1844	1900	1913	1920	1944	2000	2013	2020	2044	2100	2113	2120	2144	2210	2215
Bournemouth	d 1724		1804	1808	1824		1904	1908	1924		2004	2008	2024		2104	2108	2124		2212	
Branksome	d 1729		1813	1816	1829		1913	1916	1929		2013	2016	2029		2113	2116	2129		2217	
Parkstone	d 1732		1816	1820a	1832		1916	1920a	1932		2016	2020a	2032		2116	2120a	2132		2221	
Poole	d 1737		1814	1820a	1837		1914	1920a	1937		2014	2020a	2037		2115	2120a	2137		2226a	
Hamworthy	d 1742		1819		1842		1919		1942		2019		2042		2120		2142			
Holton Heath	d		1823				1923				2023									
Wareham	d 1749		1828		1849		1928		1949		2028		2049		2127		2149			
Wool	d		1835				1935				2035				2133		2155			
Moreton	d		1841				1941				2041				2143		2201			
Dorchester South	d 1806		1849		1905		1949		2005		2049		2105		2151		2209			
Upwey	d		1855				1955				2056				2158		2216			
Weymouth	a 1816		1900		1914		2000		2015		2102		2114		2202		2220			

Late night and weekend trains may be altered due to engineering works.
Please check at southwesternrailway.com before travelling.

For guide to notes and symbols, see end of this timetable.

SUNDAY

London Waterloo, Woking and Basingstoke to Bournemouth, Poole and Weymouth

Operator	Notes	SW	SW D	SW	SW D	SW	SW D	XC	SW	SW D	XC	SW	SW D	XC	SW	SW D	XC	SW	SW D	XC	SW	SW D	XC	SW	SW D
London Waterloo	d				0753	0835	0853	0915b	0935	0953	1015b	1035	1054	1115b	1135	1154	1215b	1235	1254	1315b	1335	1354	1415b	1435	1454
Clapham Junction	d				0803u	0845u	0903u	0924b	0945u	1003u	1023b	1045u	1103u	1123b	1145u	1203u	1223b	1242u	1303u	1323b	1342u	1403u	1423b	1442u	1503u
Woking	d				0828	0907	0928	0946b	1007	1028	1046b	1107	1128	1146b	1207	1228	1246b	1307	1328	1345b	1407	1428	1446b	1507	1528
Reading	d				0837b	0912b	0952			1012b	1052		1112b	1152		1212b	1252		1312b	1352		1412b	1452		1512b
Basingstoke	d	0747			0848	0927	0948	1011	1027	1048	1111	1127	1148	1211	1227	1248	1311	1327	1347	1411	1427	1447	1511	1527	1547
Winchester	d	0806			0907	0943	1007	1027	1043	1107	1127	1143	1207	1227	1243	1307	1327	1343	1406	1427	1443	1506	1527	1543	1607
Eastleigh	d	0821			0922		1022			1122		1222			1322		1420		1520			1621			1621
Southampton Airport	d	0825			0927	0954	1027	1035	1054	1127	1135	1154	1227	1235	1254	1327	1335	1354	1425	1435	1454	1525	1535	1554	1625
Southampton Central	a	0832			0934	1001	1034	1042	1101	1134	1142	1201	1234	1244	1301	1334	1342	1401	1432	1442	1501	1532	1544	1601	1632
Southampton Central	d	0834	0903		0935	1003	1035	1050	1103	1135	1150	1203	1235	1250	1303	1335	1350	1403	1433	1450	1503	1533	1550	1603	1634
Totton	d	0839			0941		1041			1141		1241			1341		1439		1539			1639			1639
Ashurst (New Forest)	d	0844			0945		1045			1145		1245			1345		1443		1543			1644			1644
Beaulieu Road	d	0848			0950		1050			1150		1250			1350		1448		1548			1648			1648
Brockenhurst	a	0854	0916		0956	1016	1056	1103	1116	1156	1203	1216	1256	1303	1316	1356	1403	1416	1454	1503	1516	1554	1603	1616	1654
Brockenhurst	d	0855	0917		0957	1017	1057	1110	1117	1157	1204	1217	1257	1304	1317	1357	1404	1417	1455	1504	1517	1555	1604	1617	1655
Sway	d	0900			1001		1101			1201		1301			1401		1459		1559			1659			1700
New Milton	d	0905	0924		1006	1024	1106		1124	1206		1224		1306		1324		1406		1424		1504		1524	1604
Hinton Admiral	d	0909			1010		1110			1210		1310			1410		1508		1608			1709			1709
Christchurch	d	0914			1015		1115			1215		1315			1415		1513		1613			1714			1714
Pokesdown for Boscombe	d	0917			1019		1119			1219		1319			1419		1517		1617			1717			1717
Bournemouth	a	0921	0934		1023	1034	1123	1127	1134	1223	1227	1234	1323	1327	1334	1423	1427	1434	1521	1525	1534	1621	1625	1634	1721
Bournemouth	d	0839	0924	0939	1024	1039	1124		1139	1224		1239	1324		1339	1424		1439	1522		1539	1622		1639	1723
Branksome	d	0844		0944		1044		1144		1244		1344		1444		1544		1644			1744			1844	
Parkstone	d	0847		0947		1047		1147		1247		1347		1447		1547		1647			1747			1847	
Poole	d	0851	0933a	0951	1033a	1051	1133a		1151	1233a		1251	1333a		1351	1433a		1451	1531a		1551	1631a		1651	1732a
Hamworthy	d	0856		0956		1056		1156		1256		1356		1456		1556		1656			1756			1856	
Holton Heath	d																								
Wareham	d	0903		1003		1103		1203		1303		1403		1503		1603		1703			1803			1903	
Wool	d	0910		1010		1110		1210		1310		1410		1510		1610		1710			1810			1910	
Moreton	d	0916		1016		1116		1216		1316		1416		1516		1616		1716			1816			1916	
Dorchester South	d	0924		1024		1124		1224		1324		1424		1524		1624		1724			1824			1924	
Upwey	d	0931		1032		1131		1231		1331		1431		1531		1631		1731			1831			1931	
Weymouth	a	0935		1037		1135		1235		1335		1435		1535		1635		1735			1835			1935	

Late night and weekend trains may be altered due to engineering works.
Please check at southwesternrailway.com before travelling.

For guide to notes and symbols, see end of this timetable.

SUNDAY

London Waterloo, Woking and Basingstoke to Bournemouth, Poole and Weymouth






	Operator	XC	SW	SW	XC	SW	SW	XC	SW	SW	XC	SW	SW	XC	SW	SW	XC	SW	SW	SW	SW	SW			
London Waterloo	d	1520b	1535	1605	1620b	1635	1705	1720b	1735	1805	1820b	1835	1905	1920b	1935	2005	2020b	2035	2105	2135	2205	2305			
Clapham Junction	d	1527b	1542u	1612u	1627b	1642u	1712u	1727b	1742u	1812u	1827b	1842u	1912u	1927b	1942u	2012u	2027b	2042u	2112u	2142u	2212u	2312u			
Woking	d	1546b	1607	1637	1646b	1707	1737	1746b	1807	1837	1846b	1907	1937	1946b	2007	2037	2046b	2107	2137	2207	2237	2337			
Reading	d	1552		1612b	1652		1712b	1752		1852		1911	1927	1952	2011	2057	2052	2111	2127	2157	2227	2357			
Basingstoke	d	1611	1627	1657	1711	1727	1757	1811	1827	1857	1911	1927	1957	2011	2027	2057	2111	2127	2157	2227	2257	2357			
Winchester	d	1627	1643	1713	1727	1743	1813	1827	1843	1913	1927	1943	2013	2027	2043	2113	2127	2143	2213	2243	2313	0014			
Eastleigh	d			1723			1822			1923			2023			2123			2223		2323	0023			
Southampton Airport	d	1635	1654	1727	1735	1754	1827	1835	1854	1927	1935	1954	2027	2038	2055	2127	2135	2154	2227	2254	2327	0028			
Southampton Central	a	1642	1701	1734	1744	1801	1834	1842	1901	1934	1942	2001	2034	2045	2102	2134	2142	2201	2234	2301	2334	0037			
Southampton Central	d	1650	1703	1736	1750	1803	1836	1850	1903	1936	1950	2003	2036	2050	2103	2136	2150	2203	2236	2303	2336	0040			
Totton	d			1741			1841			1941			2041			2141			2241		2341	0045s			
Ashurst (New Forest)	d			1746			1846			1946			2046			2146			2246		2346				
Beaulieu Road	d			1750			1850			1950			2050			2150									
Brockenhurst	a	1703	1716	1756	1803	1816	1856	1903	1916	1956	2003	2016	2056	2103	2117	2156	2203	2216	2254	2316	2354	0056s			
Brockenhurst	d	1704	1717	1757	1804	1817	1857	1910	1917	1957	2004	2017	2057	2104	2117	2157	2204	2217	2257	2317	2355				
Sway	d			1801			1901			2001			2101			2201			2301		2359				
New Milton	d		1724	1806		1824	1906		1924	2006		2024	2106		2124	2206		2224	2306	2324	0004	0104s			
Hinton Admiral	d			1810			1910			2010			2110			2210			2310		0008				
Christchurch	d			1815			1915			2015			2115			2215			2315		0013	0111s			
Pokesdown for Boscombe	d			1819			1919			2019			2119			2219			2319		0017	0115s			
Bournemouth	a	1725	1734	1823	1827	1834	1923	1927	1934	2023	2027	2034	2123	2127	2134	2223	2227	2234	2323	2334	0021	0119			
Bournemouth	d		1739	1824		1839	1924		1939	2024		2039	2124		2139	2224		2239	2324	2339	0022	0120			
Branksome	d		1744			1844			1944			2044			2144		2244		2344		0027	0125s			
Parkstone	d		1747			1847			1947			2047			2147		2247		2347		0030	0128s			
Poole	d		1751	1833a		1851	1933a		1951	2033a		2051	2133a		2151	2233a		2251	2333a	2351	0034a	0132a			
Hamworthy	d		1756			1856			1956			2056			2156		2256		2356						
Holton Heath	d																								
Wareham	d		1803			1903			2003			2103			2203		2303		0003						
Wool	d		1810			1910			2010			2110			2210		2310		0010						
Moreton	d		1818			1916			2016			2116			2216		2316		0016						
Dorchester South	d		1826			1924			2024			2124			2224		2324		0024						
Upwey	d		1833			1931			2031			2131			2231		2331		0030						
Weymouth	a		1837			1935			2036			2136			2236		2336		0035						


Late night and weekend trains may be altered due to engineering works.
Please check at southwesternrailway.com before travelling.

For guide to notes and symbols, see end of this timetable.

GUIDE TO NOTES AND SYMBOLS

First Class accommodation also available on all trains shown in **bold type**.

- A** Also calls at Redbridge 0735.
B Also calls at Redbridge 1717.
D Divides during journey - please make sure you are in the correct portion.
SW Operated by South Western Railway.
XC Operated by CrossCountry
 • Seat reservations available
 • Cycle reservations recommended.
- a Arrival time.
 b Change at Basingstoke.
 d Departure time.
 e Change at Winchester and Basingstoke.
 h Change at Woking and Winchester.
 k Change at Woking.
 m Change at Winchester and Woking.
 r Change at Winchester.
 s Stops to let passengers leave the train only.
 t Change at Southampton Airport Parkway.
 u Stops to let passengers join the train only.
 v Change at Eastleigh.
 z Change at Southampton Central.
- ← Continued in later column.
 ← Continued from earlier column.
-  Train attaches to another.
 Train divides.
 Car Park.
 Minimum connection time where different from the standard five minutes.
 † Station is **closed** on Sunday.
 \$ For details of additional trains, please see Great Western Railway timetables.
 ‡ For services to and from Lymington please see timetable 27.
 For details of buses from Wareham station to Corfe Castle and Swanage, telephone 01202 338420.
 For information on the Swanage Railway visit swanagerailway.co.uk
 ↔ Southampton Airport - station is a short walk from the airport terminal.
 ↔ Woking - Railair coach link between Woking station and Heathrow Airport. Visit firstbus.co.uk/railair for details.
 \$ Station is approximately 3 miles from Beaulieu village. There are NO bus services from Beaulieu Road station. Please visit beaulieu.co.uk for public transport information to the Motor Museum.

-  Station for Southampton City Centre and the Docks. Also buses for Red Funnel Ferries to Cowes, Isle of Wight, (redfunnel.co.uk) and the Hythe ferry (hytheferry.co.uk).
 Interchange for London Underground. Visit tfl.gov.uk for details.
 ★ Passengers travelling with cycles may not join or leave services at stations with train times shown in blue.

Cycles on trains

At peak times the following restrictions apply in the area bounded by Reading, Hook, Alton, Guildford and Dorking.




Passengers travelling with cycles may not join or leave services timed to arrive at London Waterloo between 0715 and 1000 inclusive and timed to depart from London Waterloo between 1645 and 1900 inclusive.

Travelling after midnight?

Trains which run after midnight are shown at the end of the day.

STATION INFORMATION

See notes for explanation of symbols.

Weymouth	P		\$
Upwey	P		\$
Dorchester South	P		\$
Moreton	P		
Wool	P		
Wareham	P		
Holton Heath	P		†
Hamworthy			
Poole	P	④	
Parkstone	P		
Branksome	P		
Bournemouth	P		
Pokesdown for Boscombe			
Christchurch	P		
Hinton Admiral	P		
New Milton	P		
Sway	P		
Brockenhurst	P	⑤	‡
Beaulieu Road			\$
Ashurst (New Forest)	P		
Totton	P		
Southampton Central	P		
Southampton Airport	P		↔
Eastleigh	P	③	
Winchester	P		
Basingstoke	P		
Reading	P	⑦	
Woking	P		↔
Clapham Junction		⑩	
London Waterloo		⑪	

28A Yeovil Pen Mill - Weymouth

MONDAY TO FRIDAY

	Notes										
Yeovil Pen Mill	d	0733	0935	1134	1332	1532	1732	1855	1951	2221	
Dorchester West	d	0810	1018	1212	1412	1612	1815	1925	2027	2255	
Upwey	d	0818	1029	1221	1421	1621	1823	1933	2036	2303	
Weymouth	a	0825	1034	1226	1426	1626	1828	1939	2041	2308	

SATURDAY

		A	A								
0733	0935	1026	1053	1134	1333	1532	1736	1853	1935	2217	
0812	1018	1057	1122	1212	1412	1612	1812	1923	2011	2251	
0820	1027		1130	1221	1421	1621	1821	1931	2019	2259	
0825	1032	1108	1135	1226	1426	1626	1826	1936	2025	2305	

SUNDAY

		A				
0942	1038	1257	1458	1918	2221	
1016	1113	1331	1532	1952	2255	
1024	1121	1339	1540	2000	2303	
1029	1126	1345	1545	2005	2308	

28A Weymouth - Yeovil Pen Mill

MONDAY TO FRIDAY

	Notes										FX
Weymouth	d	0638	0733	0932	1130	1328	1528	1728	2014	2128	
Upwey	d	0643	0738	0937	1135	1333	1533	1733	2019	2133	
Dorchester West	d	0651	0746	0946	1144	1342	1544	1742	2027	2141	
Yeovil Pen Mill	a	0726	0821	1022	1221	1419	1619	1819	2102	2216	

SATURDAY

							A	A			
0638	0733	0930	1130	1330	1530	1734	1845	1938	2040		
0643	0738	0935	1135	1335	1535	1739	1850		2045		
0651	0746	0944	1144	1344	1544	1748	1859	1949	2053		
0726	0821	1022	1221	1420	1619	1823	1930	2024	2128		

SUNDAY

0801	1038	1405	1605	1753	2015	
	1043	1410	1610	1758	2020	
0812	1051	1418	1618	1806	2028	
0847	1126	1453	1653	1841	2103	

NOTES

Operated by Great Western Railway.

For details of seat and cycle reservation requirements and also catering facilities, please refer to Great Western Railway publications.

Trains shown in green

Trains shown in green type vary during the timetable.
Please see note next to time or at top of column.

Late night and weekend trains may be altered due to engineering works.

FX Service does **not** run on Friday.

A Runs until 12 September 2026.

a Arrival time.

d Departure time.

STATION INFORMATION

For a guide to notes and symbols, see end of main timetable.

Yeovil Pen Mill	P	
Dorchester West		
Upwey	P	
Weymouth	P	

Visit us at southwesternrailway.com

- Buying tickets online
- Live train information
- Train times
- Special offers and days out
- Plan your journey
- Latest news

Customer Service Centre

0345 6000 650

Monday to Friday 0800 - 2000

Saturday 0900 - 1800

Sunday 0900 - 1600

Our UK based team are available for:

- Comments and suggestions

Assisted Travel

0800 5282 100

Text relay 18001 0800 5282 100

A freephone service open 24 hours for older and disabled customers.
We recommend booking assistance **2 hours in advance**.

National Rail Enquiries

03457 48 49 50

Train times, fares and rail information.

Free travel alerts

southwesternrailway.com/alerts

Keeping our registered customers up-to-date with their service running information, delays and alterations.



[@SW_Help](https://twitter.com/SW_Help)

Follow South Western Railway on X and be the first to know what's happening on our network.



Facebook.com/SWRailway

Providing South Western Railway network information and details of our latest offers.

South Western
 **Railway**

PTT28 05 2026



Please Recycle