

20 Exeter, Yeovil, Westbury and Salisbury to London Waterloo



Train times

17 May until 19 September 2026

South Western
Railway

Your timetable

This timetable shows train services between **Exeter, Yeovil, Salisbury and London Waterloo**.

It also shows train services between:

- **Yeovil Pen Mill and London Waterloo via Castle Cary and Westbury** - see timetable **20A**
- **Yeovil Pen Mill and Weymouth** - see timetable **20B**.

Also connecting bus services between:

- **Axminster, Lyme Regis and Bridport** - see timetable **20C**
- **Axminster, Seaton and Beer** - see timetable **20D**
- **Honiton and Sidmouth** - see timetable **20E**
- **Yeovil Junction and Yeovil Pen Mill** - see timetable **20F**
- **Exeter St Davids and Exeter Airport** - see timetable **20G**.

Automated Delay Repay

Register for Automated Delay Repay (ADR). ADR cuts the time it takes to claim and receive compensation if your train is late.

It works for customers who have bought Advance tickets or a Touch Smartcard season ticket from our website.

Click on "Delay Repay" at the top of the homepage of our website or use the QR code above to get more details on how to register for Delay Repay or setup ADR.



Buy a ticket before you board

You need to buy a valid ticket before you get on your train. We know that most of our passengers do this before travelling, and we have a duty to those passengers to make sure no-one travels without paying. This is why we run a penalty fares scheme across most of our network.

If you travel without a valid ticket to or from a station within the penalty fares area, you may have to pay a penalty fare. A Penalty Fare is £100 plus the price of the full single fare applicable for your intended journey. However, if it is paid within 21 days, the Penalty Fare is reduced to £50 plus the price of the single fare applicable.

We have a policy to, wherever possible, prosecute everyone who deliberately avoids paying.

Cycles on trains

The services in this timetable have limited room for cycles so we have had to apply some restrictions. The ▼ and ★ symbol, with train times printed in **blue**, show restricted trains. These restrictions are explained in the 'Guide to notes and symbols' section.

We will carry folding cycles on any train as long as they can be folded small enough to be carried safely in the luggage rack. Cycles are not allowed on buses that replace trains during engineering works.

Changes to train times

Network Rail need to do engineering work to maintain and improve the rail network. They do a lot of this work at weekends and during holiday periods, but they also need to do some work overnight during the week.

If we need to close rail lines so Network Rail can carry out work, buses will replace train services. We may also have to alter train services over a wider area.

Please check for any changes to train times before travelling at weekends, late in the evening or early in the morning.

Look for the 'Changes to train times' posters at stations, or visit our website at **[southwesternrailway.com](https://www.southwesternrailway.com)**.

No-smoking policy

For the comfort of all our customers, smoking and using e-cigarettes is not allowed on any part of our trains or stations.

You can smoke outside the station entrance or in our car parks.

Travel with Confidence

So that you can travel with confidence, we are ventilating trains to refresh air, improving information about journeys and trains, and extensively cleaning trains and stations.



South Western Railway and Community Rail Partnerships

We are committed to working with Community Rail Partnerships (CRPs) across our network. CRPs are not-for-profit organisations that help to further connect the railway with the communities they serve. They work closely with SWR to promote healthy and sustainable travel, design projects which bring communities together, as well as support social and economic development. SWR is proud to provide core funding and support to 12 CRPs on our network.

Devon & Cornwall Rail Partnership - East Devon Line

Stations: Axminster, Honiton, Feniton, Whimble, Cranbrook and Pinhoe

The first rail partnership in the country, formed in 1991, Devon and Cornwall Rail Partnership has seen great success in the promotion and growth of services across that region. Their campaigns have won multiple national accolades including at the Community Rail Awards and the Rail Exec 'Most Interesting' Awards.

Find out more at dcrp.org.uk

**Devon & Cornwall
RAIL PARTNERSHIP**

South Wessex Community Rail Partnership

Covering the line running south of Westbury to Weymouth, including Upwey and Weymouth.

Find out more at southwessexcrp.org.uk/



**SOUTH WESSEX
COMMUNITY RAIL PARTNERSHIP**

Three Rivers Community Rail Partnership

Stations: Salisbury, Dean, Mottisfont & Dunbridge, Romsey, Millbrook, Redbridge, Southampton Central, St Denys, Swaythling, Southampton Airport, Eastleigh, Chandler's Ford, Bitterne, Woolston, Sholing, Netley, Hamble, Bursledon, Shawford and Winchester

Three Rivers aims to improve stations in the area of the rail routes that run alongside the main rivers between Salisbury, Winchester, Southampton and Bursledon - hence 'Three Rivers'. It is a group of local authorities, residents and the train industry, working to improve local stations, promote tourism, and train and bus service integration.

Find out more at threeriversrail.com/



Blackmore Vale Community Rail Partnership

Stations: Tisbury, Gillingham, Templecombe, Sherborne, Yeovil Junction and Crewkerne

The Blackmore Vale Line Community Rail Partnership is the local rail partnership, covering the stations of Tisbury, Gillingham, Templecombe, Sherborne, Yeovil Junction and Crewkerne on the West of England line from London Waterloo to Exeter St Davids. Together with local people, station groups, businesses, and statutory and voluntary groups, the CRP promotes the area to prospective rail passengers and increases community involvement in its award-winning stations.

Find out more at blackmorevaletrains.com



SATURDAY

Exeter, Yeovil and Salisbury to Basingstoke, Woking and London Waterloo

Notes	▼	▼	▼	▼	▼	▼	▼	▼	J	▼	▼	▼	▼	▼	▼	▼	▼	▼	▼	▼	▼	▼	▼	▼	▼	▼	▼											
Exeter St Davids	d					0510			0640	0725			0824			0925			1025			1125			1225			1325			1425			1525			1625	
Exeter Central	d					0514			0645	0729			0828			0930			1030			1130			1230			1330			1430			1530			1630	
Pinhoe	d					0519			0650	0734			0833			0935			1035			1135			1235			1335			1435			1535			1635	
Cranbrook	d					0523			0654	0738			0837			0939			1039			1139			1239			1339			1439			1539			1639	
Whimple	d					0528			0659	0743			0842			0944						1144					1344					1447			1544			1647
Feniton	d					0534			0705				0847						1047						1247					1447						1647		
Honiton	d					0541	0620		0713	0755			0855			0955			1055			1155			1255			1355			1455			1555			1655	
Axminster	d					0552	0631		0724	0806			0906			1006			1106			1206			1306			1406			1506			1606			1706	
Crewkerne	d					0605	0644		0737	0819			0919			1019			1119			1219			1319			1419			1519			1619			1719	
Yeovil Pen Mill	d																																					
Yeovil Junction	a					0614	0653		0746	0828			0928			1028			1128			1228			1328			1428			1528			1628			1728	
Yeovil Junction	d					0620	0654		0753	0829			0929	0953	1029			1129			1229			1329			1429			1529			1629			1729		
Yeovil Pen Mill	a																																					
Sherborne	d					0626	0700		0759	0835			0935	0959	1035			1135			1235			1335			1435			1535			1635			1735		
Templecombe	d					0634	0708		0807	0843			0943	1007	1043			1143			1243			1343			1443			1543			1643			1743		
Gillingham (Dorset)	d					0642	0717		0817	0851			0951	1017	1051			1151			1251			1351			1451			1551			1651			1751		
Tisbury	d					0652	0727		0827	0901			1001	1027	1101			1201			1301			1401			1501			1601			1701			1801		
Salisbury	a					0707	0742		0842	0916			1016	1042	1116			1216			1317			1417			1519			1615			1716			1816		
Salisbury	d	0515	0547	0621	0646	0721	0746	0821	0847	0921	0947	1021	1047	1121	1147	1221	1247	1321	1347	1421	1447	1521	1547	1621	1647	1721	1747	1821	1847									
Southampton Central	a					0746c	0827c		0934c	1003c		1103c	1134c	1204c		1303c		1403c		1503c		1603c		1703c		1803c		1903c										
Portsmouth Harbour	a					0848c	0951c			1051c		1151c		1251c		1351c		1451c		1551c		1651c		1751c		1851c		1951c										
Grateley	d	0527	0559		0659		0759		0859		0959		1059		1159		1259		1359		1459		1559		1659		1759		1859		1959		2019		2119			
Andover	d	0535	0606	0638	0706	0738	0806	0838	0906	0938	1006	1038	1106	1138	1206	1238	1306	1338	1406	1438	1506	1538	1606	1638	1706	1738	1806	1838	1906	1938	2006	2038	2106	2138				
Whitchurch (Hants)	d	0543	0614		0714		0814		0914		1014		1114		1214		1314		1414		1514		1614		1714		1814		1914		2014		2114					
Overton	d	0549	0620		0720		0820		0920		1020		1120		1220		1320		1420		1520		1620		1720		1820		1920		2020		2120					
Basingstoke	a	0558	0629	0655	0729	0755	0829	0855	0929	0955	1029	1055	1129	1155	1229	1255	1329	1355	1429	1455	1529	1555	1629	1655	1729	1755	1829	1855	1929	1955	2029	2055	2129					
Reading	a	0646b	0706b	0756b	0805b	0849b	0907b	0947b	1007b	1049b	1106b	1149b	1207b	1249b	1306b	1349b	1409b	1449b	1505b	1551b	1606b	1649b	1706b	1750b	1808b	1849b	1908b	1951b	2011b									
Woking	a	0618	0648	0716	0748	0816	0848	0916	0948	1015	1048	1115	1148	1215	1248	1315	1348	1415	1448	1515	1548	1615	1648	1715	1748	1815	1848	1915	1948									
Clapham Junction	a	0640	0728k	0736	0822b	0836	0911b	0936	1011b	1035	1111b	1139	1211b	1235	1311b	1335	1411b	1435	1511b	1535	1611b	1635	1711b	1735	1811b	1835	1911b	1935	2011b									
London Waterloo	a	0649	0714	0746	0816	0849	0916	0949	1016	1049	1116	1149	1214	1246	1316	1349	1416	1449	1516	1549	1616	1649	1716	1749	1816	1849	1916	1949	2016									

Late night and weekend trains may be altered due to engineering works.
Please check at southwesternrailway.com before travelling.

For guide to notes and symbols see end of timetable.

SUNDAY

Exeter, Yeovil and Salisbury to Basingstoke, Woking and London Waterloo

Notes	▼	▼	▼	▼	▼	▼	▼	▼	▼	▼	▼	▼	▼	▼	▼	▼	▼	▼	▼	▼	▼	▼	▼	▼	▼	▼			
Exeter St Davids	d								0824			0925		1025		1125		1225		1326		1425		1525		1625		1725	1825
Exeter Central	d								0828			0930		1030		1130		1230		1330		1430		1530		1630		1730	1830
Pinhoe	d								0836			0935		1035		1135		1235		1335		1435		1535		1635		1735	1835
Cranbrook	d								0840			0939		1039		1139		1239		1339		1439		1539		1639		1739	1839
Whimble	d											0944				1144				1344				1544				1744	
Feniton	d								0848					1047				1247				1447				1647			1847
Honiton	d								0856			0955		1055		1155		1255		1355		1455		1555		1655		1755	1855
Axminster	d								0907			1006		1106		1206		1306		1406		1506		1606		1706		1806	1906
Crewkerne	d								0920			1019		1119		1219		1319		1419		1519		1619		1719		1819	1919
Yeovil Pen Mill	d																					1543							
Yeovil Junction	a								0929			1028		1128		1228		1328		1428		1528	1548	1628		1728		1828	1928
Yeovil Junction	d				0729		0829		0930		0946	1029		1129		1229		1329		1429		1529	1553	1629		1729		1829	1929
Yeovil Pen Mill	a									0951																			
Sherborne	d				0735		0835		0936			1035		1135		1235		1335		1435		1535	1559	1635		1735		1835	1935
Templecombe	d				0743		0843		0944			1043		1143		1243		1343		1443		1543	1607	1643		1743		1843	1943
Gillingham (Dorset)	d				0751		0851		0952			1051		1151		1251		1351		1451		1551	1618	1651	1717	1751		1851	1951
Tisbury	d				0801		0901		1002			1101		1201		1301		1401		1501		1601	1629	1701	1728	1801		1901	2001
Salisbury	a				0816		0916		1016		1113	1116		1216		1316		1416		1516		1616	1643	1716	1742	1816		1916	2016
Salisbury	d	0645	0727	0741	0827	0844	0927	0944	1027	1044	1127	1144	1227	1244	1327	1344	1427	1444	1527	1544	1627	1644	1727	1744	1827	1844	1927	2021	
Southampton Central	a				0945c		1045c		1103c		1203c		1304c		1403c		1505c		1605c		1703c	1745c	1806c	1846c	1902c	1844	2001c	2102c	
Portsmouth Harbour	a								1151c		1252c		1351c		1451c		1552c		1652c		1751c	1853c	1952c				2050c	2149c	
Grateley	d		0739			0856		0956		1056		1156		1256		1356		1456		1556		1656		1756		1856		1956	2033
Andover	d	0702	0746	0758	0845	0903	0945	1003	1045	1103	1145	1203	1245	1303	1345	1403	1445	1503	1545	1603	1645	1704	1745	1803	1845	1903	1945	2040	
Whitchurch (Hants)	d		0754		0911		1011		1111		1211		1311		1411		1511		1611		1712		1811		1911		2048		
Overton	d		0800		0917		1017		1117		1217		1317		1417		1517		1617		1717		1817		1917		2054		
Basingstoke	a	0719	0809	0816	0902	0926	1003	1026	1103	1126	1204	1226	1303	1326	1403	1426	1503	1526	1603	1626	1703	1726	1803	1825	1903	1925	2003	2103	
Reading	a			0845	0947	1047	1147					1247		1347		1448		1547		1647		1806b		1905b		2006b	2105b	2232b	
Woking	a	0739	0828	0904b	0923	1002b	1024	1102b	1123	1203b	1223	1302b	1323	1402b	1423	1502b	1523	1553b	1623	1653b	1723	1753b	1823	1853b	1923	1953b	2023	2123	
Clapham Junction	a	0805	0856	0929b	0947	1029b	1044	1129b	1144	1227b	1243	1327b	1343	1427b	1443	1527b	1543	1614b	1643	1714b	1743	1807	1843	1907	1943	2007	2043	2143	
London Waterloo	a	0818	0909	0940b	0957	1040b	1055	1139b	1155	1237b	1254	1337b	1354	1437b	1454	1537b	1554	1624b	1654	1724b	1754	1816	1854	1917	1954	2016	2054	2154	

Late night and weekend trains may be altered due to engineering works. Please check at southwesternrailway.com before travelling.

For guide to notes and symbols see end of timetable.

MONDAY TO FRIDAY
London Waterloo, Woking and Basingstoke to Salisbury, Yeovil and Exeter

	<i>Notes</i>				▼	▼	▼ B	▼	▼	▼	▼ B	▼	▼	▼	▼	▼	▼	▼	▼	▼	▼	▼	▼	▼ G★	▼ ★			
London Waterloo	d				0635	0710	0750	0820	0850	0920	0950	1020	1050	1120		1150	1220	1250	1320	1350		1420	1450	1520	1550	1620	1650	1723
Clapham Junction	d				0642u	0717u	0757u	0827u		0927u	0957u	1027u	1057u	1127u		1157u	1227u	1257u	1327u	1357u		1427u	1457u	1527u	1557u	1627u	1657u	
Woking	d				0702	0736	0816	0846	0916	0946	1016	1046	1116	1146		1216	1247	1316	1346	1417		1446	1516	1546	1616	1646u	1659b	1734b
Reading	d				0640b	0657b	0800b	0825b	0859b	0934b	0951b	1033b	1052b	1132b		1151b	1234b	1252b	1332b	1352b		1432b	1505b	1532b	1552b	1607b	1652b	1715b
Basingstoke	d				0724	0800	0838	0908	0939	1008	1038	1108	1138	1208		1238	1308	1338	1408	1438		1508	1538	1608	1638	1707	1738	1807
Overton	d				0733	0808	0846		0947		1046		1146			1246		1346		1446		1546		1646	1716	1747	1816	
Whitchurch (Hants)	d				0738	0813	0851		0952		1051		1151			1251		1351		1451		1551		1651	1722	1752	1822	
Andover	d				0746	0823	0900	0929	1001	1027	1100	1126	1200	1228		1300	1326	1400	1428	1500		1526	1600	1627	1700	1730	1801	1830
Grateley	d				0754	0831	0907		1009		1107		1207			1307		1407		1507			1607		1707	1738	1809	1838
Portsmouth Harbour	d				0601c		0720c		0823c		0923c		1023c		1123c		1223c		1323c			1423c		1523c		1624c		1724c
Southampton Central	d		0533c	0647c		0810c	0837c	0911c		1011c	1037c	1110c		1211c		1311c		1411c		1437c	1511c		1611c	1637c	1711c	1737c	1810c	
Salisbury	a				0806	0843	0919	0945	1021	1044	1119	1143	1220	1245		1320	1343	1420	1445	1520		1546	1620	1644	1719	1750	1821	1850
Salisbury	d		0610	0738	0808	0847	0923	0947		1047	1131	1147		1248	1251		1347		1447		1525	1547		1647	1723	1754	1824	1854
Tisbury	d		0629	0758	0827	0906		1007		1106		1206		1307			1406		1506		1539	1607		1706	1737	1809	1838	1909
Gillingham (Dorset)	d		0551	0642	0811	0837a	0917	1018		1117		1217		1318			1417		1517		1548a	1618		1717	1752	1819	1852	1920
Templecombe	d		0558	0650	0819		0925	1025		1125		1225		1325			1425		1525			1625		1725	1759	1827	1859	1927
Sherborne	d		0606	0657	0826		0932	1033		1132		1232		1333			1432		1532			1633		1732	1807	1834	1907	1935
Yeovil Pen Mill	d										1258			1414														
Yeovil Junction	a		0612	0703	0832		0938		1039		1138	1303	1238		1338	1419		1438		1538		1638		1738	1812	1840	1912	1940
Yeovil Junction	d		0615	0707	0839		0942		1041		1139		1239		1339		1439		1539		1639		1739		1841	1916	1941	
Yeovil Pen Mill	a					1052																			1921			
Crewkerne	d		0625	0716	0849		0951		1051		1149		1249		1349		1449		1549		1649		1749		1850		1951	
Axminster	d	0550	0657e	0737	0904		1006		1105		1203		1303		1403		1503		1603		1705		1805		1905		2005	
Honiton	d	0604	0712	0752	0916		1018		1118		1216		1316		1416		1515		1616		1717		1817		1917		2017	
Feniton	d	0610	0718	0758	0922		1023		1121		1221		1321		1421		1521		1621		1722		1822		1922			
Whimple	d	0615	0723	0803	0927		1026		1126		1226		1324		1424		1526		1624				1825				2025	
Cranbrook	d	0619	0728	0808	0931		1031		1130		1229		1328		1429		1530		1629		1730		1830		1930		2030	
Pinhoe	d	0623	0732	0813	0935		1035		1134		1233		1332		1433		1534		1633		1734		1834		1934		2034	
Exeter Central	a	0628	0738	0818	0940		1040		1139		1238		1338		1438		1539		1638		1740		1839		1939		2039	
Exeter St Davids	a	0632	0745	0822	0945		1043		1143		1242		1342		1442		1543		1642		1744		1849		1943		2042	

Late night and weekend trains may be altered due to engineering works.
Please check at southwesternrailway.com before travelling.

★ Passengers travelling with cycles may not join or leave services at stations with train times shown in blue.
For guide to notes and symbols see end of timetable.

SATURDAY

London Waterloo, Woking and Basingstoke to Salisbury, Yeovil and Exeter

Notes				▼	▼	▼	▼	▼ K	▼	▼	▼	▼	▼	▼	▼	▼	▼	▼	▼	▼	▼	▼	▼	▼	▼				
London Waterloo	d				0638	0710	0750	0820	0850	0920	0950	1020	1050	1120	1150	1220	1250	1320	1350	1420	1450	1520	1550	1620	1650	1720			
Clapham Junction	d				0645u	0717u	0757u	0827u	0857u	0927u	0957u	1028u	1057u	1127u	1157u	1227u	1257u	1327u	1357u	1427u	1457u	1527u	1557u	1627u	1657u	1727u			
Woking	d				0705	0736	0816	0846	0916	0947	1016	1046	1116	1148	1216	1246	1316	1346	1416	1446	1516	1546	1616	1646	1716	1746			
Reading	d				0637b	0707b	0752b	0807b	0852b	0910b	1007b	1037b	1104b		1152b	1207b	1252b	1307b	1352b	1407b	1452b	1507b	1552b	1607b	1652b	1707b			
Basingstoke	d				0725	0759	0837	0908	0938	1008	1040	1109	1138	1208	1238	1308	1338	1408	1438	1508	1538	1608	1638	1708	1738	1808			
Overton	d				0733	0808	0845		0946		1048		1146		1246		1346		1446		1546		1646		1746				
Whitchurch (Hants)	d				0738	0813	0850		0951		1053		1151		1251		1351		1451		1551		1651		1751				
Andover	d				0747	0822	0859	0926	1000	1026	1102	1127	1200	1226	1300	1326	1400	1426	1500	1526	1600	1626	1700	1726	1800	1826			
Grateley	d				0754	0830	0906		1007		1109		1207		1307		1407		1507		1607		1707		1807				
Portsmouth Harbour	d				0608c		0723c		0823c		0923c		1023c		1123c		1223c		1323c		1423c		1523c		1623c		1723c		
Southampton Central	d				0659c		0809c		0910c		1010c		1110c		1210c		1310c		1410c		1510c		1610c		1709c		1810c		
Salisbury	a				0807	0843	0919	0942	1020	1042	1121	1145	1220	1243	1320	1342	1420	1443	1520	1542	1620	1642	1720	1742	1820	1843			
Salisbury	d			0615	0747	0813	0847		0947		1047		1147		1247		1347		1447		1547		1647		1747		1847		
Tisbury	d			0629	0801	0832	0906		1006		1106		1206		1306		1406		1506		1606		1706		1806		1908		
Gillingham (Dorset)	d			0642	0814	0900	0917		1017		1117		1217		1317		1417		1517		1617		1717		1817		1919		
Templecombe	d			0650	0822	0907	0925		1025		1125		1225		1325		1425		1525		1625		1725		1825		1926		
Sherborne	d			0657	0829	0915	0932		1032		1132		1232		1332		1432		1532		1632		1732		1832		1934		
Yeovil Pen Mill	d																												
Yeovil Junction	a			0704	0835	0920	0938		1038		1138		1238		1338		1438		1538		1638		1738		1838		1939		
Yeovil Junction	d			0615	0707	0839		0939		1039		1139		1239		1339		1439		1539		1639		1739		1839		1941	
Yeovil Pen Mill	a																												
Crewkerne	d			0624	0716	0849		0949		1049		1149		1249		1349		1449		1549		1649		1749		1849		1950	
Axminster	d	0552	0657e	0738	0903		1003		1103		1203		1303		1403		1503		1603		1703		1805		1903		2005		
Honiton	d	0604	0712	0754	0915		1016		1116		1216		1316		1416		1516		1616		1716		1816		1916		2016		
Feniton	d	0610	0718	0800	0921		1021		1121		1221		1321		1421		1521		1621		1721		1821		1921		2023		
Whimple	d	0615	0723	0805	0926				1124				1324				1524				1724				1924				
Cranbrook	d	0619	0728	0809	0930		1029		1128		1229		1328		1429		1528		1629		1728		1829		1928		2030		
Pinhoe	d	0623	0732	0813	0934		1033		1132		1233		1332		1433		1532		1633		1732		1834		1932		2034		
Exeter Central	a	0628	0738	0818	0939		1038		1138		1238		1338		1438		1538		1638		1738		1839		1938		2039		
Exeter St Davids	a	0632	0743	0823	0943		1042		1142		1242		1342		1442		1542		1643		1742		1843		1942		2044		

Late night and weekend trains may be altered due to engineering works.
Please check at southwesternrailway.com before travelling.

For guide to notes and symbols see end of timetable.

SUNDAY

London Waterloo, Woking and Basingstoke to Salisbury, Yeovil and Exeter

Notes		▼	▼	▼	▼	▼	▼	▼	▼	▼	▼	▼	▼	▼	▼	▼	▼	▼	▼	▼	▼	▼	▼	▼	▼	▼				
London Waterloo	d			0815	<i>0835b</i>	0915	<i>0935b</i>	1015	<i>1035b</i>	1115	<i>1135b</i>	1215	<i>1235b</i>	1315	<i>1335b</i>	1415	<i>1435b</i>	1520	<i>1535b</i>	1620	<i>1635b</i>	1720	1745	1820	1845	1920	1945	2020	2045	
Clapham Junction	d			0823u	<i>0845b</i>	0924u	<i>0945b</i>	1023u	<i>1045b</i>	1123u	<i>1145b</i>	1223u	<i>1242b</i>	1323u	<i>1342b</i>	1423u	<i>1442b</i>	1527u	<i>1542b</i>	1627u	<i>1642b</i>	1727u	1753u	1827u	1853u	1927u	1953u	2027u	2053u	
Woking	d			0846	<i>0907b</i>	0946	<i>1007b</i>	1046	<i>1107b</i>	1146	<i>1207b</i>	1246	<i>1307b</i>	1345	<i>1407b</i>	1446	<i>1507b</i>	1546	<i>1607b</i>	1646	<i>1707b</i>	1746	1813	1846	1913	1946	2013	2046	2114	
Reading	d					0912		1012		1112		1212		1312		1412		1512		1612		1712		<i>1752b</i>		<i>1852b</i>		<i>1952b</i>		<i>2052b</i>
Basingstoke	d		0804	0907	0933	1007	1033	1107	1131	1207	1231	1307	1331	1407	1431	1507	1531	1607	1631	1707	1731	1807	1834	1907	1934	2007	2034	2107	2135	
Overton	d		0812		0942		1042		1140		1240		1340		1440		1540		1640		1740		1843		1943		2043		2143	
Whitchurch (Hants)	d		0817		0947		1047		1145		1245		1345		1445		1545		1645		1745		1848		1948		2048		2148	
Andover	d		0826	0924	0957	1026	1057	1125	1153	1224	1253	1325	1353	1424	1453	1524	1553	1625	1653	1724	1753	1825	1856	1925	1956	2025	2056	2126	2157	
Grateley	d		0833		1005		1105		1201		1301		1401		1501		1601		1701		1801		1905		2005		2105		2205	
Portsmouth Harbour	d					<i>0909c</i>		<i>1001v</i>		<i>1109c</i>		<i>1209c</i>		<i>1309c</i>		<i>1409c</i>		<i>1509c</i>		<i>1609c</i>		<i>1709c</i>		<i>1809c</i>		<i>1909c</i>		<i>2009c</i>		
Southampton Central	d					<i>0957c</i>		<i>1057c</i>		<i>1157c</i>		<i>1257c</i>		<i>1357c</i>		<i>1457c</i>		<i>1557c</i>		<i>1657c</i>		<i>1757c</i>		<i>1857c</i>		<i>1957c</i>		<i>2059c</i>		
Salisbury	a		0846	0941	1018	1043	1118	1144	1213	1242	1313	1343	1413	1442	1514	1540	1613	1644	1715	1742	1814	1842	1917	1942	2017	2043	2117	2143	2217	
Salisbury	d	0654	0847	0947		1047		1147		1247		1347	1419	1447		1547	1614	1647		1747		1847		1947		2047		2147		
Tisbury	d	0708	0906	1007		1106		1206		1306		1406	1433	1506		1606	1633	1706		1806		1906		2006		2106		2207		
Gillingham (Dorset)	d	0718	0917	1018		1117		1217		1317		1417	1451	1517		1617	1643a	1717		1817		1917		2017		2117		2218		
Templecombe	d	0726	0925	1025		1125		1225		1325		1425	1458	1525		1625		1725		1825		1925		2025		2125		2225		
Sherborne	d	0733	0932	1033		1132		1232		1332		1432	1506	1532		1632		1732		1832		1932		2032		2132		2233		
Yeovil Pen Mill	d																													
Yeovil Junction	a	0739	0938	1038		1138		1238		1338		1438	1511	1538		1638		1738		1838		1938		2038		2138		2238		
Yeovil Junction	d	0740	0939	1039		1139		1239		1339		1439	1516	1539		1639		1739		1839		1940		2039		2139				
Yeovil Pen Mill	a												1521																	
Crewkerne	d	0749	0949	1049		1149		1249		1349		1449		1549		1649		1749		1849		1950		2049		2149				
Axminster	d	0804	1003	1103		1203		1303		1403		1503		1603		1703		1803		1903		2004		2105		2205				
Honiton	d	0817	1016	1116		1216		1316		1416		1516		1616		1716		1816		1916		2017		2117		2217				
Feniton	d	0822	1021			1221				1421				1621				1821				2022				2221				
Whimple	d	0827	1026	1124				1324						1524				1724				1924				2125		2227		
Cranbrook	d	0832	1031	1128		1229		1328		1429		1528		1629		1728		1829		1928		2030		2128		2232				
Pinhoe	d	0836	1035	1132		1233		1332		1433		1532		1633		1732		1833		1932		2034		2132		2236				
Exeter Central	a	0843	1040	1138		1238		1338		1438		1538		1638		1738		1838		1938		2039		2138		2241				
Exeter St Davids	a	0847	1044	1143		1243		1343		1442		1542		1642		1747		1842		1942		2043		2143		2245				

Late night and weekend trains may be altered due to engineering works. Please check at southwesternrailway.com before travelling.

For guide to notes and symbols see end of timetable.

GUIDE TO NOTES AND SYMBOLS

First Class accommodation also available on all trains shown in **bold type** except GWR services.

B Runs via Westbury - see table 20A.

C Also has portion from Frome - see table 20A.

G Continues to Castle Cary, Bruton, Frome and Westbury - see table 20A.

J Also has portion from Castle Cary - see table 20A.

K To Frome - see table 20A.

FX Service does **not** run on Friday.

FO Service runs on Friday only.

GW Operated by Great Western Railway. Standard class ONLY.

 Train attaches to another.

 Continued in later column.

 Continued from earlier column.

a Arrival time.

b Change at Basingstoke.

c Change at Salisbury.

d Departure time.

e Arrives Axminster at 0644.

g Arrives Honiton at 2318.

All services shown in **bold type** are operated by South Western Railway except where shown.

k Change at Woking.

s Stops to let passengers leave the train only.

u Stops to let passengers join the train only.

v Change at Fratton and Salisbury.

▼ Cycles only carried with advance reservation.


★ **Passengers travelling with cycles may not join or leave services at stations with train times shown in blue.**


← Woking - Railair coach link between Woking station and Heathrow Airport. Visit firstbus.co.uk/railair for details.

⊕ Interchange for London Underground. Visit tfl.gov.uk for details.

 Car Park.

⑦ Minimum connection time where different from the standard five minutes.

 Station for Southampton City Centre and the Docks. Also buses for Red Funnel Ferries and to Cowes, Isle of Wight, (redfunnel.co.uk).

 Interchange for high-speed catamaran to Ryde, Isle of Wight. Shipping services operated by Wightlink Ltd, Isle of Wight Ferries, P.O. Box 59, Portsmouth, PO1 2XB. Telephone **0333 999 7333** (calls charged at local rate) or visit wightlink.co.uk Also change at Portsmouth Harbour for the Gosport Ferry. Visit gosportferry.co.uk

Cycle reservations

A cycle space must be reserved in advance when a ▼ symbol appears above the train.































Cycles on trains - Monday to Friday

At peak times the following restrictions apply in the area bounded by Reading, Hook, Alton, Guildford and Dorking.

Passengers travelling with cycles may not join or leave services timed to arrive at London Waterloo between 0715 and 1000 inclusive or timed to depart London Waterloo between 1645 and 1900 inclusive.

STATION INFORMATION

See notes for explanation of symbols.

Exeter St Davids		
Exeter Central		
Pinhoe		
Cranbrook		
Whimble		
Feniton		
Honiton		
Axminster		
Crewkerne		
Yeovil Junction		
Sherborne		
Templecombe		
Gillingham (Dorset)		
Tisbury		
Salisbury		
Southampton Central		
Portsmouth Harbour		
Grateley		
Andover		
Whitchurch (Hants)		
Overton		
Basingstoke		
Reading		
Woking		
Clapham Junction		
London Waterloo		

MONDAY TO FRIDAY

	Notes	07	08	09	10	11	12	13	14	15	16	17	18	19	20	21	22	23	24	25	26	27	28	29	30	31
		★		J	J	C	J																			
Yeovil Pen Mill	d	0658	1059	1345	1459	1923	2152																			
Castle Cary	d	0712	1114	1410	1513	1938	2220																			
Bruton	d	0717	1119	1416	1518	1943	2225																			
Frome	d	0729	1132	1432	1530	1956	2245																			
Westbury	d	0742	1144	1446	1544	2007	2314																			
Warminster	d	0750	1152	1454	1553		2321																			
Salisbury	a	0811	1212	1514	1613		2342																			
Salisbury	d	0815	1221	1521	1621																					
Grateley	a	0827																								
Andover	a	0834	1237	1537	1637																					
Whitchurch (Hants)	a	0843																								
Overton	a	0849																								
Basingstoke	a	0858	1255	1555	1655																					
Woking	a	0918	1315	1615	1716																					
Clapham Junction	a	0939	1336	1636	1736																					
London Waterloo	a	0950	1349	1645	1749																					

STATION INFORMATION

For a guide to notes and symbols, see next page.

Yeovil Pen Mill	P	
Castle Cary	P	
Bruton	P	
Frome	P	
Westbury	P	
Warminster	P	
Salisbury	P	
Grateley	P	
Andover	P	
Whitchurch	P	
Overton	P	
Basingstoke	P	
Woking	P	←
Clapham Junction		10
London Waterloo	⊖	15

For the complete service between Salisbury, Andover and London Waterloo, also trains from Yeovil Junction, please see earlier pages.

For details of the complete service between Westbury and Salisbury, also Yeovil Pen Mill to Westbury and Weymouth, please see Great Western Railway publicity.

★ Passengers travelling with cycles may not join or leave services at stations with train times shown in blue.

Late night and weekend trains may be altered due to engineering works.

Please check at southwesternrailway.com before travelling.

SATURDAY

	Notes	07	08	09	10	11	12	13	14	15	16	17	18	19	20
Yeovil Pen Mill	d														
Castle Cary	d	0736													
Bruton	d	0741													
Frome	d	0754	1130												
Westbury	d	0810	1143	2312											
Warminster	d	0818	1150	2320											
Salisbury	a	0839	1212	2342											
Salisbury	d	0847	1221												
Grateley	a	0859													
Andover	a	0905	1237												
Whitchurch (Hants)	a	0914													
Overton	a	0920													
Basingstoke	a	0929	1255												
Woking	a	0948	1315												
Clapham Junction	a	1011b	1335												
London Waterloo	a	1016	1349												

For the complete service between Salisbury, Andover and London Waterloo, also trains from Yeovil Junction, please see earlier pages.

For details of the complete service between Westbury and Salisbury, also Yeovil Pen Mill to Westbury and Weymouth, please see Great Western Railway publicity.

Late night and weekend trains may be altered due to engineering works.
Please check at southwesternrailway.com before travelling.

SUNDAY

Notes	07	08	09	10	11	12	13	14	15	16	17	18	19	20
J														
0953														
1007														
1012														
1024														
1043														
1051														
1113														
1127														
1143														
1204														
1223														
1243														
1254														

NOTES TO THIS TABLE

- J** From Yeovil Junction.
- a** Arrival time.
- b** Change at Basingstoke.
- c** From London Waterloo via Yeovil Junction
- d** Departure time.
- FC** First Class accommodation also available.
- ▼** Cycles only carried with advance reservation.
- ←** Woking - Railair coach link between Woking station and Heathrow Airport. Visit firstbus.co.uk/railair for details.
- ⊖** Interchange for London Underground. Visit tfl.gov.uk for details.
- Ⓟ** Car Park.
- ⌚** Minimum connection time where different from the standard five minutes.
- ★** Passengers travelling with cycles may not join or leave services at stations with train times shown in blue.

MONDAY TO FRIDAY

	Notes	0▼	0▼ V	0▼ V																
London Waterloo	d	0750	0950	1120b																
Clapham Junction	d	0757u	0957u	1127b																
Woking	d	0816	1016	1146b																
Basingstoke	d	0838	1038	1208b																
Overton	d	0846	1046																	
Whitchurch (Hants)	d	0851	1051																	
Andover	d	0900	1100	1228b																
Grateley	d	0907	1107																	
Salisbury	a	0919	1119																	
Salisbury	d	0923	1131	1251																
Warminster	a	0943	1151	1311																
Westbury	a	0952	1200	1320																
Frome	a	1009	1215	1332																
Bruton	a	1031	1232	1344																
Castle Cary	a	1036	1241	1349																
Yeovil Pen Mill	a	1052	1256	1412																

STATION INFORMATION

For a guide to notes and symbols, see next page.

London Waterloo	⊖	ⓧ ¹⁵
Clapham Junction		ⓧ ¹⁰
Woking	P	←
Basingstoke	P	
Overton	P	
Whitchurch	P	
Andover	P	
Grateley	P	
Salisbury	P	
Warminster	P	
Westbury	P	
Frome	P	
Bruton	P	
Castle Cary	P	
Yeovil Pen Mill	P	

For the complete service between London Waterloo, Andover and Salisbury, also trains to Yeovil Junction, please see earlier pages.

For details of the complete service between Salisbury and Westbury, also Weymouth and Westbury to Yeovil Pen Mill, please see Great Western Railway publicity.

Late night and weekend trains may be altered due to engineering works.

Please check at southwesternrailway.com before travelling.

20B Yeovil Pen Mill - Weymouth

MONDAY TO FRIDAY

	Notes										
Yeovil Pen Mill	d	0733	0935	1134	1332	1532	1732	1855	1951	2221	
Dorchester West	d	0810	1018	1212	1412	1612	1815	1925	2027	2255	
Upwey	d	0818	1029	1221	1421	1621	1823	1933	2036	2303	
Weymouth	a	0825	1034	1226	1426	1626	1828	1939	2041	2308	

SATURDAY

		A	A								
0733	0935	1026	1053	1134	1333	1532	1736	1853	1935	2217	
0812	1018	1057	1122	1212	1412	1612	1812	1923	2011	2251	
0820	1027		1130	1221	1421	1621	1821	1931	2019	2259	
0825	1032	1108	1135	1226	1426	1626	1826	1936	2025	2305	

SUNDAY

		A				
0942	1038	1257	1458	1918	2221	
1016	1113	1331	1532	1952	2255	
1024	1121	1339	1540	2000	2303	
1029	1126	1345	1545	2005	2308	

20B Weymouth - Yeovil Pen Mill

MONDAY TO FRIDAY

	Notes										FX
Weymouth	d	0638	0733	0932	1130	1328	1528	1728	2014	2128	
Upwey	d	0643	0738	0937	1135	1333	1533	1733	2019	2133	
Dorchester West	d	0651	0746	0946	1144	1342	1544	1742	2027	2141	
Yeovil Pen Mill	a	0726	0821	1022	1221	1419	1619	1819	2102	2216	

SATURDAY

							A	A			
0638	0733	0930	1130	1330	1530	1734	1845	1938	2040		
0643	0738	0935	1135	1335	1535	1739	1850		2045		
0651	0746	0944	1144	1344	1544	1748	1859	1949	2053		
0726	0821	1022	1221	1420	1619	1823	1930	2024	2128		

SUNDAY

0801	1038	1405	1605	1753	2015	
	1043	1410	1610	1758	2020	
0812	1051	1418	1618	1806	2028	
0847	1126	1453	1653	1841	2103	

NOTES

Operated by Great Western Railway.

For details of seat and cycle reservation requirements and also catering facilities, please refer to Great Western Railway publications.

Trains shown in green

Trains shown in green type vary during the timetable.
Please see note next to time or at top of column.

Late night and weekend trains may be altered due to engineering works.

FX Service does **not** run on Friday.

A Runs until 12 September 2026.

a Arrival time.

d Departure time.

STATION INFORMATION

For a guide to notes and symbols, see end of main timetable.

Yeovil Pen Mill		P	
Dorchester West			
Upwey		P	
Weymouth		P	

20E Honiton - Sidmouth Bus Service

Operated by Stagecoach South West 9 - Tel: 0345 810 1000
stagecoachbus.com/timetables

MONDAY TO FRIDAY

Notes																					
Honiton Rail Station	d	0808	0925	1031	1131	1231	1331	1431	1531	1635	1743	1843	1943	2133							
Sidmouth Triangle	a	0849	1004	1110	1210	1310	1410	1510	1608	1712	1815	1912	2012	2202							

Notes																					
Sidmouth Triangle	d	0725	0821	0951	1050	1150	1250	1350	1450	1552	1704	1805	1907	2210							
Honiton Rail Station	a	0808	0854b	1031	1131	1231	1331	1431	1531	1635	1743	1843	1943	2239							

SATURDAY

Notes																					
Honiton Rail Station	d	0818	0932	1032	1132	1232	1332	1433	1533	1635	1735	1838	1938	2133							
Sidmouth Triangle	a	0854	1012	1112	1212	1312	1412	1512	1612	1714	1811	1910	2006	2201							

Notes																					
Sidmouth Triangle	d	0730	0849	0951	1055	1155	1255	1355	1455	1557	1656	1756	1850	2210							
Honiton Rail Station	a	0758b	0932	1032	1132	1232	1332	1433	1533	1635	1735	1838	1938	2239							

NOTES

- a - Arrival time.
- b - Terminates at Lace Walk, 7 minutes walk to the station.
- d - Departure time.

SUNDAY

1026	1226	1526	1826																	
1058	1258	1558	1858																	

1000	1115	1315	1715																	
1031	1145	1345	1745																	

The Sunday service will also run on Public Holidays.

Visit us at southwesternrailway.com

- Buying tickets online
- Live train information
- Train times
- Special offers and days out
- Plan your journey
- Latest news

Customer Service Centre

0345 6000 650

Monday to Friday 0800 - 2000

Saturday 0900 - 1800

Sunday 0900 - 1600

Our UK based team are available for:

- Comments and suggestions

Assisted Travel

0800 5282 100

Text relay 18001 0800 5282 100

A freephone service open 24 hours for older and disabled customers.
We recommend booking assistance **2 hours in advance**.

National Rail Enquiries

03457 48 49 50

Train times, fares and rail information.

Free travel alerts

southwesternrailway.com/alerts

Keeping our registered customers up-to-date with their service running information, delays and alterations.



[@SW_Help](https://twitter.com/SW_Help)

Follow South Western Railway on X and be the first to know what's happening on our network.



Facebook.com/SWRailway

Providing South Western Railway network information and details of our latest offers.

South Western
 **Railway**

PTT20 05 2026



Please Recycle