

# 20 Exeter, Yeovil, Westbury and Salisbury to London Waterloo



## Train times

17 May until 19 September 2026

South Western  
Railway

## Your timetable

This timetable shows train services between **Exeter, Yeovil, Salisbury and London Waterloo**.

It also shows train services between:

- **Yeovil Pen Mill and London Waterloo via Castle Cary and Westbury** - see timetable **20A**
- **Yeovil Pen Mill and Weymouth** - see timetable **20B**.

Also connecting bus services between:

- **Axminster, Lyme Regis and Bridport** - see timetable **20C**
- **Axminster, Seaton and Beer** - see timetable **20D**
- **Honiton and Sidmouth** - see timetable **20E**
- **Yeovil Junction and Yeovil Pen Mill** - see timetable **20F**
- **Exeter St Davids and Exeter Airport** - see timetable **20G**.

## Automated Delay Repay

Register for Automated Delay Repay (ADR). ADR cuts the time it takes to claim and receive compensation if your train is late.

It works for customers who have bought Advance tickets or a Touch Smartcard season ticket from our website.

Click on "Delay Repay" at the top of the homepage of our website or use the QR code above to get more details on how to register for Delay Repay or setup ADR.



## Buy a ticket before you board

You need to buy a valid ticket before you get on your train. We know that most of our passengers do this before travelling, and we have a duty to those passengers to make sure no-one travels without paying. This is why we run a penalty fares scheme across most of our network.

If you travel without a valid ticket to or from a station within the penalty fares area, you may have to pay a penalty fare. A Penalty Fare is £100 plus the price of the full single fare applicable for your intended journey. However, if it is paid within 21 days, the Penalty Fare is reduced to £50 plus the price of the single fare applicable.

We have a policy to, wherever possible, prosecute everyone who deliberately avoids paying.

## Cycles on trains

The services in this timetable have limited room for cycles so we have had to apply some restrictions. The ▼ and ★ symbol, with train times printed in **blue**, show restricted trains. These restrictions are explained in the 'Guide to notes and symbols' section.

We will carry folding cycles on any train as long as they can be folded small enough to be carried safely in the luggage rack. Cycles are not allowed on buses that replace trains during engineering works.

## Changes to train times

Network Rail need to do engineering work to maintain and improve the rail network. They do a lot of this work at weekends and during holiday periods, but they also need to do some work overnight during the week.

If we need to close rail lines so Network Rail can carry out work, buses will replace train services. We may also have to alter train services over a wider area.

Please check for any changes to train times before travelling at weekends, late in the evening or early in the morning.

Look for the 'Changes to train times' posters at stations, or visit our website at **[southwesternrailway.com](https://www.southwesternrailway.com)**.

## No-smoking policy

For the comfort of all our customers, smoking and using e-cigarettes is not allowed on any part of our trains or stations.

You can smoke outside the station entrance or in our car parks.

## Travel with Confidence

So that you can travel with confidence, we are ventilating trains to refresh air, improving information about journeys and trains, and extensively cleaning trains and stations.



# South Western Railway and Community Rail Partnerships

We are committed to working with Community Rail Partnerships (CRPs) across our network. CRPs are not-for-profit organisations that help to further connect the railway with the communities they serve. They work closely with SWR to promote healthy and sustainable travel, design projects which bring communities together, as well as support social and economic development. SWR is proud to provide core funding and support to 12 CRPs on our network.

## Devon & Cornwall Rail Partnership - East Devon Line

**Stations: Axminster, Honiton, Feniton, Whimple, Cranbrook and Pinhoe**

The first rail partnership in the country, formed in 1991, Devon and Cornwall Rail Partnership has seen great success in the promotion and growth of services across that region. Their campaigns have won multiple national accolades including at the Community Rail Awards and the Rail Exec 'Most Interesting' Awards.

Find out more at [dcrp.org.uk](http://dcrp.org.uk)

**Devon & Cornwall  
RAIL PARTNERSHIP**

## South Wessex Community Rail Partnership

Covering the line running south of Westbury to Weymouth, including Upwey and Weymouth.

Find out more at [southwessexcrp.org.uk/](http://southwessexcrp.org.uk/)



**SOUTH WESSEX  
COMMUNITY RAIL PARTNERSHIP**

# Three Rivers Community Rail Partnership

Stations: Salisbury, Dean, Mottisfont & Dunbridge, Romsey, Millbrook, Redbridge, Southampton Central, St Denys, Swaythling, Southampton Airport, Eastleigh, Chandler's Ford, Bitterne, Woolston, Sholing, Netley, Hamble, Bursledon, Shawford and Winchester

Three Rivers aims to improve stations in the area of the rail routes that run alongside the main rivers between Salisbury, Winchester, Southampton and Bursledon - hence 'Three Rivers'. It is a group of local authorities, residents and the train industry, working to improve local stations, promote tourism, and train and bus service integration.

Find out more at [threeriversrail.com/](http://threeriversrail.com/)



# Blackmore Vale Community Rail Partnership

Stations: Tisbury, Gillingham, Templecombe, Sherborne, Yeovil Junction and Crewkerne

The Blackmore Vale Line Community Rail Partnership is the local rail partnership, covering the stations of Tisbury, Gillingham, Templecombe, Sherborne, Yeovil Junction and Crewkerne on the West of England line from London Waterloo to Exeter St Davids. Together with local people, station groups, businesses, and statutory and voluntary groups, the CRP promotes the area to prospective rail passengers and increases community involvement in its award-winning stations.

Find out more at [blackmorevaletrains.com](http://blackmorevaletrains.com)







## SATURDAY

## Exeter, Yeovil and Salisbury to Basingstoke, Woking and London Waterloo

Notes	▼	▼	▼	▼	▼	▼	▼	▼	J	▼	▼	▼	▼	▼	▼	▼	▼	▼	▼	▼	▼	▼	▼	▼	▼	▼			
<b>Exeter St Davids</b>	d				0510				0640	0725		0824		0925		1025		1125		1225		1325		1425		1525		1625	
<b>Exeter Central</b>	d				0514				0645	0729		0828		0930		1030		1130		1230		1330		1430		1530		1630	
Pinhoe	d				0519				0650	0734		0833		0935		1035		1135		1235		1335		1435		1535		1635	
Cranbrook	d				0523				0654	0738		0837		0939		1039		1139		1239		1339		1439		1539		1639	
Whimple	d				0528				0659	0743		0842		0944				1144				1344				1544			
Feniton	d				0534				0705			0847				1047				1247				1447				1647	
Honiton	d				0541	0620			0713	0755		0855		0955		1055		1155		1255		1355		1455		1555		1655	
Axminster	d				0552	0631			0724	0806		0906		1006		1106		1206		1306		1406		1506		1606		1706	
Crewkerne	d				0605	0644			0737	0819		0919		1019		1119		1219		1319		1419		1519		1619		1719	
Yeovil Pen Mill	d																												
<b>Yeovil Junction</b>	a				0614	0653			0746	0828		0928		1028		1128		1228		1328		1428		1528		1628		1728	
<b>Yeovil Junction</b>	d				0620	0654			0753	0829		0929	0953	1029		1129		1229		1329		1429		1529		1629		1729	
Yeovil Pen Mill	a																												
Sherborne	d				0626	0700			0759	0835		0935	0959	1035		1135		1235		1335		1435		1535		1635		1735	
Templecombe	d				0634	0708			0807	0843		0943	1007	1043		1143		1243		1343		1443		1543		1643		1743	
Gillingham (Dorset)	d				0642	0717			0817	0851		0951	1017	1051		1151		1251		1351		1451		1551		1651		1751	
Tisbury	d				0652	0727			0827	0901		1001	1027	1101		1201		1301		1401		1501		1601		1701		1801	
<b>Salisbury</b>	a				0707	0742			0842	0916		1016	1042	1116		1216		1317		1417		1519		1615		1716		1816	
<b>Salisbury</b>	d	0515	0547	0621	0646	0721	0746	0821	0847	0921	0947	1021	1047	1121	1147	1221	1247	1321	1347	1421	1447	1521	1547	1621	1647	1721	1747	1821	1847
Southampton Central	a					0746c	0827c			0934c	1003c		1103c	1134c	1204c		1303c		1403c		1503c		1603c		1703c		1803c	1903c	
Portsmouth Harbour	a					0848c	0951c				1051c			1251c			1351c		1451c		1551c		1651c		1751c		1851c	1951c	
Grateley	d	0527	0559		0659		0759		0859		0959		1059		1159		1259		1359		1459		1559		1659		1759	1859	
Andover	d	0535	0606	0638	0706	0738	0806	0838	0906	0938	1006	1038	1106	1138	1206	1238	1306	1338	1406	1438	1506	1538	1606	1638	1706	1738	1806	1838	1906
Whitchurch (Hants)	d	0543	0614		0714		0814		0914		1014		1114		1214		1314		1414		1514		1614		1714		1814	1914	
Overton	d	0549	0620		0720		0820		0920		1020		1120		1220		1320		1420		1520		1620		1720		1820	1920	
<b>Basingstoke</b>	a	0558	0629	0655	0729	0755	0829	0855	0929	0955	1029	1055	1129	1155	1229	1255	1329	1355	1429	1455	1529	1555	1629	1655	1729	1755	1829	1855	1929
Reading	a	0646b	0706b	0756b	0805b	0849b	0907b	0947b	1007b	1049b	1106b	1149b	1207b	1249b	1306b	1349b	1409b	1449b	1505b	1551b	1606b	1649b	1706b	1750b	1808b	1849b	1908b	1951b	2011b
<b>Woking</b>	a	0618	0648	0716	0748	0816	0848	0916	0948	1015	1048	1115	1148	1215	1248	1315	1348	1415	1448	1515	1548	1615	1648	1715	1748	1815	1848	1915	1948
Clapham Junction	a	0640	0728k	0736	0822b	0836	0911b	0936	1011b	1035	1111b	1139	1211b	1235	1311b	1335	1411b	1435	1511b	1535	1611b	1635	1711b	1735	1811b	1835	1911b	1935	2011b
<b>London Waterloo</b>	a	0649	0714	0746	0816	0849	0916	0949	1016	1049	1116	1149	1214	1246	1316	1349	1416	1449	1516	1549	1616	1649	1716	1749	1816	1849	1916	1949	2016

Late night and weekend trains may be altered due to engineering works.  
Please check at [southwesternrailway.com](http://southwesternrailway.com) before travelling.

For guide to notes and symbols see end of timetable.



**SUNDAY**

**Exeter, Yeovil and Salisbury to Basingstoke, Woking and London Waterloo**

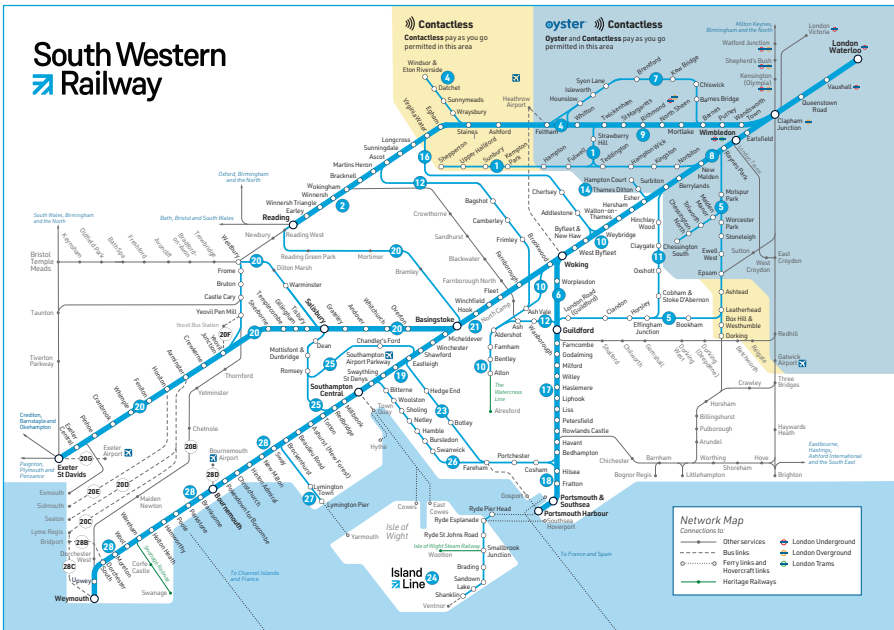
Notes	▼	▼	▼	▼	▼	▼	▼	▼	▼	▼	▼	▼	▼	▼	▼	▼	▼	▼	▼	▼	▼	▼	▼	▼	▼	▼	▼		
<b>Exeter St Davids</b>	d								0824			0925		1025		1125		1225		1326		1425		1525		1625		1725	1825
<b>Exeter Central</b>	d								0828			0930		1030		1130		1230		1330		1430		1530		1630		1730	1830
Pinhoe	d								0836			0935		1035		1135		1235		1335		1435		1535		1635		1735	1835
Cranbrook	d								0840			0939		1039		1139		1239		1339		1439		1539		1639		1739	1839
Whimble	d											0944				1144				1344				1544				1744	
Feniton	d								0848					1047				1247				1447				1647			1847
Honiton	d								0856			0955		1055		1155		1255		1355		1455		1555		1655		1755	1855
Axminster	d								0907			1006		1106		1206		1306		1406		1506		1606		1706		1806	1906
Crewkerne	d								0920			1019		1119		1219		1319		1419		1519		1619		1719		1819	1919
Yeovil Pen Mill	d																					1543							
<b>Yeovil Junction</b>	a								0929			1028		1128		1228		1328		1428		1528	1548	1628		1728		1828	1928
<b>Yeovil Junction</b>	d				0729		0829		0930		0946	1029		1129		1229		1329		1429		1529	1553	1629		1729		1829	1929
Yeovil Pen Mill	a									0951																			
Sherborne	d				0735		0835		0936			1035		1135		1235		1335		1435		1535	1559	1635		1735		1835	1935
Templecombe	d				0743		0843		0944			1043		1143		1243		1343		1443		1543	1607	1643		1743		1843	1943
Gillingham (Dorset)	d				0751		0851		0952			1051		1151		1251		1351		1451		1551	1618	1651	1717	1751		1851	1951
Tisbury	d				0801		0901		1002			1101		1201		1301		1401		1501		1601	1629	1701	1728	1801		1901	2001
<b>Salisbury</b>	a				0816		0916		1016		1113	1116		1216		1316		1416		1516		1616	1643	1716	1742	1816		1916	2016
<b>Salisbury</b>	d	0645	0727	0741	0827	0844	0927	0944	1027	1044	1127	1144	1227	1244	1327	1344	1427	1444	1527	1544	1627	1644	1727	1744	1827	1844	1927	2021	
Southampton Central	a				0945c		1045c		1103c		1203c		1304c		1403c		1505c		1605c		1703c	1745c	1806c	1846c	1902c	1844	2001c	2102c	
Portsmouth Harbour	a								1151c		1252c		1351c		1451c		1552c		1652c		1751c	1853c	1952c				2050c	2149c	
Grateley	d		0739			0856		0956		1056		1156		1256		1356		1456		1556		1656		1756		1856		2033	
Andover	d	0702	0746	0758	0845	0903	0945	1003	1045	1103	1145	1203	1245	1303	1345	1403	1445	1503	1545	1603	1645	1704	1745	1803	1845	1903	1945	2040	
Whitchurch (Hants)	d		0754		0911		1011		1111			1211		1311		1411		1511		1611		1712		1811		1911		2048	
Overton	d		0800		0917		1017		1117			1217		1317		1417		1517		1617		1717		1817		1917		2054	
<b>Basingstoke</b>	a	0719	0809	0816	0902	0926	1003	1026	1103	1126	1204	1226	1303	1326	1403	1426	1503	1526	1603	1626	1703	1726	1803	1825	1903	1925	2003	2103	
Reading	a			0845	0947	1047	1147					1247		1347		1448		1547		1647		1806b		1905b		2006b	2105b	2232b	
<b>Woking</b>	a	0739	0828	0904b	0923	1002b	1024	1102b	1123	1203b	1223	1302b	1323	1402b	1423	1502b	1523	1553b	1623	1653b	1723	1753b	1823	1853b	1923	1953b	2023	2123	
Clapham Junction	a	0805	0856	0929b	0947	1029b	1044	1129b	1144	1227b	1243	1327b	1343	1427b	1443	1527b	1543	1614b	1643	1714b	1743	1807	1843	1907	1943	2007	2043	2143	
<b>London Waterloo</b>	a	0818	0909	0940b	0957	1040b	1055	1139b	1155	1237b	1254	1337b	1354	1437b	1454	1537b	1554	1624b	1654	1724b	1754	1816	1854	1917	1954	2016	2054	2154	

Late night and weekend trains may be altered due to engineering works. Please check at [southwesternrailway.com](http://southwesternrailway.com) before travelling.

For guide to notes and symbols see end of timetable.



# South Western Railway



## Changing trains

Most journeys shown in this timetable are direct trains, shown in **bold type**. However, you may be able to make other journeys or reach your destination more quickly by changing trains. To help you find these alternative trains, we show them in the timetable with *light italic type*. A letter against the time will show where you need to change trains – please check the 'Notes' section for an explanation of these letters.

Please allow plenty of time to change trains. At most stations you will need to allow at least five minutes, and this is shown in the 'Station information' table in this timetable. For example N means you should allow 10 minutes to change trains at this station.

**MONDAY TO FRIDAY**
**London Waterloo, Woking and Basingstoke to Salisbury, Yeovil and Exeter**

	<i>Notes</i>				▼	▼	▼ B	▼	▼	▼	▼ B	▼	▼	▼	▼	▼	▼	▼	▼	▼	▼	▼	▼	▼ G★	▼ ★				
<b>London Waterloo</b>	d				0635	0710	0750	0820	0850	0920	0950	1020	1050	1120		1150	1220	1250	1320	1350		1420	1450	1520	1550	1620	1650	1723	
Clapham Junction	d				0642u	0717u	0757u	0827u		0927u	0957u	1027u	1057u	1127u		1157u	1227u	1257u	1327u	1357u		1427u	1457u	1527u	1557u	1627u	1657u		
<b>Woking</b>	d				0702	0736	0816	0846	0916	0946	1016	1046	1116	1146		1216	1247	1316	1346	1417		1446	1516	1546	1616	1646u	1659b	1734b	
Reading	d				0640b	0657b	0800b	0825b	0859b	0934b	0951b	1033b	1052b	1132b		1151b	1234b	1252b	1332b	1352b		1432b	1505b	1532b	1552b	1607b	1652b	1715b	
<b>Basingstoke</b>	d				0724	0800	0838	0908	0939	1008	1038	1108	1138	1208		1238	1308	1338	1408	1438		1508	1538	1608	1638	1707	1738	1807	
Overton	d				0733	0808	0846		0947		1046		1146			1246		1346		1446			1546		1646	1716	1747	1816	
Whitchurch (Hants)	d				0738	0813	0851		0952		1051		1151			1251		1351		1451			1551		1651	1722	1752	1822	
Andover	d				0746	0823	0900	0929	1001	1027	1100	1126	1200	1228		1300	1326	1400	1428	1500		1526	1600	1627	1700	1730	1801	1830	
Grateley	d				0754	0831	0907		1009		1107		1207			1307		1407		1507			1607		1707	1738	1809	1838	
Portsmouth Harbour	d				0601c		0720c		0823c		0923c		1023c		1123c		1223c		1323c			1423c		1523c		1624c		1724c	
Southampton Central	d				0533c	0647c		0810c	0837c	0911c		1011c	1037c	1110c		1211c		1311c		1411c		1437c	1511c		1611c	1637c	1711c	1737c	1810c
<b>Salisbury</b>	a				0806	0843	0919	0945	1021	1044	1119	1143	1220	1245		1320	1343	1420	1445	1520		1546	1620	1644	1719	1750	1821	1850	
<b>Salisbury</b>	d			0610	0738	0808	0847	0923	0947		1047	1131	1147		1248	1251		1347	1447		1525	1547		1647	1723	1754	1824	1854	
Tisbury	d			0629	0758	0827	0906		1007		1106		1206		1307		1406	1506		1539	1607		1706	1737	1809	1838	1909		
Gillingham (Dorset)	d		0551	0642	0811	0837a	0917		1018		1117		1217		1318		1417	1517		1548a	1618		1717	1752	1819	1852	1920		
Templecombe	d		0558	0650	0819		0925		1025		1125		1225		1325		1425	1525			1625		1725	1759	1827	1859	1927		
Sherborne	d		0606	0657	0826		0932		1033		1132		1232		1333		1432	1532			1633		1732	1807	1834	1907	1935		
Yeovil Pen Mill	d										1258				1414														
<b>Yeovil Junction</b>	a		0612	0703	0832		0938		1039		1138	1303	1238		1338	1419		1438	1538		1638		1738	1812	1840	1912	1940		
<b>Yeovil Junction</b>	d		0615	0707	0839		0942		1041		1139		1239		1339		1439	1539			1639		1739		1841	1916	1941		
Yeovil Pen Mill	a						1052																		1921				
Crewkerne	d		0625	0716	0849		0951		1051		1149		1249		1349		1449	1549			1649		1749		1850		1951		
Axminster	d	0550	0657e	0737	0904		1006		1105		1203		1303		1403		1503	1603			1705		1805		1905		2005		
Honiton	d	0604	0712	0752	0916		1018		1118		1216		1316		1416		1515	1616			1717		1817		1917		2017		
Feniton	d	0610	0718	0758	0922		1023		1121		1221		1321		1421		1521				1722		1822		1922				
Whimple	d	0615	0723	0803	0927		1026		1126		1226		1324		1424		1526	1624					1825		1925		2025		
Cranbrook	d	0619	0728	0808	0931		1031		1130		1229		1328		1429		1530	1629			1730		1830		1930		2030		
Pinhoe	d	0623	0732	0813	0935		1035		1134		1233		1332		1433		1534	1633			1734		1834		1934		2034		
<b>Exeter Central</b>	a	0628	0738	0818	0940		1040		1139		1238		1338		1438		1539	1638			1740		1839		1939		2039		
<b>Exeter St Davids</b>	a	0632	0745	0822	0945		1043		1143		1242		1342		1442		1543	1642			1744		1849		1943		2042		

Late night and weekend trains may be altered due to engineering works.  
Please check at [southwesternrailway.com](http://southwesternrailway.com) before travelling.

★ Passengers travelling with cycles may not join or leave services at stations with train times shown in blue.  
For guide to notes and symbols see end of timetable.



## SATURDAY

## London Waterloo, Woking and Basingstoke to Salisbury, Yeovil and Exeter

Notes				▼	▼	▼	▼	▼ K	▼	▼	▼	▼	▼	▼	▼	▼	▼	▼	▼	▼	▼	▼	▼	▼	▼				
<b>London Waterloo</b>	d				0638	0710	0750	0820	0850	0920	0950	1020	1050	1120	1150	1220	1250	1320	1350	1420	1450	1520	1550	1620	1650	1720			
Clapham Junction	d				0645u	0717u	0757u	0827u	0857u	0927u	0957u	1028u	1057u	1127u	1157u	1227u	1257u	1327u	1357u	1427u	1457u	1527u	1557u	1627u	1657u	1727u			
<b>Woking</b>	d				0705	0736	0816	0846	0916	0947	1016	1046	1116	1148	1216	1246	1316	1346	1416	1446	1516	1546	1616	1646	1716	1746			
Reading	d				0637b	0707b	0752b	0807b	0852b	0910b	1007b	1037b	1104b		1152b	1207b	1252b	1307b	1352b	1407b	1452b	1507b	1552b	1607b	1652b	1707b			
<b>Basingstoke</b>	d				0725	0759	0837	0908	0938	1008	1040	1109	1138	1208	1238	1308	1338	1408	1438	1508	1538	1608	1638	1708	1738	1808			
Overton	d				0733	0808	0845		0946		1048		1146		1246		1346		1446		1546		1646		1746				
Whitchurch (Hants)	d				0738	0813	0850		0951		1053		1151		1251		1351		1451		1551		1651		1751				
Andover	d				0747	0822	0859	0926	1000	1026	1102	1127	1200	1226	1300	1326	1400	1426	1500	1526	1600	1626	1700	1726	1800	1826			
Grateley	d				0754	0830	0906		1007		1109		1207		1307		1407		1507		1607		1707		1807				
Portsmouth Harbour	d				0608c		0723c		0823c		0923c		1023c		1123c		1223c		1323c		1423c		1523c		1623c		1723c		
Southampton Central	d				0659c		0809c		0910c		1010c		1110c		1210c		1310c		1410c		1510c		1610c		1709c		1810c		
<b>Salisbury</b>	a				0807	0843	0919	0942	1020	1042	1121	1145	1220	1243	1320	1342	1420	1443	1520	1542	1620	1642	1720	1742	1820	1843			
<b>Salisbury</b>	d			0615	0747	0813	0847		0947		1047		1147		1247		1347		1447		1547		1647		1747		1847		
Tisbury	d			0629	0801	0832	0906		1006		1106		1206		1306		1406		1506		1606		1706		1806		1908		
Gillingham (Dorset)	d			0642	0814	0900	0917		1017		1117		1217		1317		1417		1517		1617		1717		1817		1919		
Templecombe	d			0650	0822	0907	0925		1025		1125		1225		1325		1425		1525		1625		1725		1825		1926		
Sherborne	d			0657	0829	0915	0932		1032		1132		1232		1332		1432		1532		1632		1732		1832		1934		
Yeovil Pen Mill	d																												
<b>Yeovil Junction</b>	a			0704	0835	0920	0938		1038		1138		1238		1338		1438		1538		1638		1738		1838		1939		
<b>Yeovil Junction</b>	d			0615	0707	0839		0939		1039		1139		1239		1339		1439		1539		1639		1739		1839		1941	
Yeovil Pen Mill	a																												
Crewkerne	d			0624	0716	0849		0949		1049		1149		1249		1349		1449		1549		1649		1749		1849		1950	
Axminster	d	0552	0657e	0738	0903		1003		1103		1203		1303		1403		1503		1603		1703		1805		1903		2005		
Honiton	d	0604	0712	0754	0915		1016		1116		1216		1316		1416		1516		1616		1716		1816		1916		2016		
Feniton	d	0610	0718	0800	0921		1021		1121		1221		1321		1421		1521		1621		1721		1821		1921		2023		
Whimple	d	0615	0723	0805	0926				1124				1324				1524				1724				1924				
Cranbrook	d	0619	0728	0809	0930		1029		1128		1229		1328		1429		1528		1629		1728		1829		1928		2030		
Pinhoe	d	0623	0732	0813	0934		1033		1132		1233		1332		1433		1532		1633		1732		1834		1932		2034		
<b>Exeter Central</b>	a	0628	0738	0818	0939		1038		1138		1238		1338		1438		1538		1638		1738		1839		1938		2039		
<b>Exeter St Davids</b>	a	0632	0743	0823	0943		1042		1142		1242		1342		1442		1542		1643		1742		1843		1942		2044		

Late night and weekend trains may be altered due to engineering works.  
Please check at [southwesternrailway.com](http://southwesternrailway.com) before travelling.

For guide to notes and symbols see end of timetable.



**SUNDAY**

**London Waterloo, Woking and Basingstoke to Salisbury, Yeovil and Exeter**

<b>Notes</b>		▼	▼	▼	▼	▼	▼	▼	▼	▼	▼	▼	▼	▼	▼	▼	▼	▼	▼	▼	▼	▼	▼	▼	▼	▼				
<b>London Waterloo</b>	d			<b>0815</b>	<i>0835b</i>	<b>0915</b>	<i>0935b</i>	<b>1015</b>	<i>1035b</i>	<b>1115</b>	<i>1135b</i>	<b>1215</b>	<i>1235b</i>	<b>1315</b>	<i>1335b</i>	<b>1415</b>	<i>1435b</i>	<b>1520</b>	<i>1535b</i>	<b>1620</b>	<i>1635b</i>	<b>1720</b>	<b>1745</b>	<b>1820</b>	<b>1845</b>	<b>1920</b>	<b>1945</b>	<b>2020</b>	<b>2045</b>	
Clapham Junction	d			<b>0823u</b>	<i>0845b</i>	<b>0924u</b>	<i>0945b</i>	<b>1023u</b>	<i>1045b</i>	<b>1123u</b>	<i>1145b</i>	<b>1223u</b>	<i>1242b</i>	<b>1323u</b>	<i>1342b</i>	<b>1423u</b>	<i>1442b</i>	<b>1527u</b>	<i>1542b</i>	<b>1627u</b>	<i>1642b</i>	<b>1727u</b>	<b>1753u</b>	<b>1827u</b>	<b>1853u</b>	<b>1927u</b>	<b>1953u</b>	<b>2027u</b>	<b>2053u</b>	
<b>Woking</b>	d			<b>0846</b>	<i>0907b</i>	<b>0946</b>	<i>1007b</i>	<b>1046</b>	<i>1107b</i>	<b>1146</b>	<i>1207b</i>	<b>1246</b>	<i>1307b</i>	<b>1345</b>	<i>1407b</i>	<b>1446</b>	<i>1507b</i>	<b>1546</b>	<i>1607b</i>	<b>1646</b>	<i>1707b</i>	<b>1746</b>	<b>1813</b>	<b>1846</b>	<b>1913</b>	<b>1946</b>	<b>2013</b>	<b>2046</b>	<b>2114</b>	
Reading	d					<b>0912</b>		<b>1012</b>		<b>1112</b>		<b>1212</b>		<b>1312</b>		<b>1412</b>		<b>1512</b>		<b>1612</b>		<b>1712</b>		<i>1752b</i>		<i>1852b</i>		<i>1952b</i>		<i>2052b</i>
<b>Basingstoke</b>	d		<b>0804</b>	<b>0907</b>	<b>0933</b>	<b>1007</b>	<b>1033</b>	<b>1107</b>	<b>1131</b>	<b>1207</b>	<b>1231</b>	<b>1307</b>	<b>1331</b>	<b>1407</b>	<b>1431</b>	<b>1507</b>	<b>1531</b>	<b>1607</b>	<b>1631</b>	<b>1707</b>	<b>1731</b>	<b>1807</b>	<b>1834</b>	<b>1907</b>	<b>1934</b>	<b>2007</b>	<b>2034</b>	<b>2107</b>	<b>2135</b>	
Overton	d		<b>0812</b>		<b>0942</b>		<b>1042</b>		<b>1140</b>		<b>1240</b>		<b>1340</b>		<b>1440</b>		<b>1540</b>		<b>1640</b>		<b>1740</b>		<b>1843</b>		<b>1943</b>		<b>2043</b>		<b>2143</b>	
Whitchurch (Hants)	d		<b>0817</b>		<b>0947</b>		<b>1047</b>		<b>1145</b>		<b>1245</b>		<b>1345</b>		<b>1445</b>		<b>1545</b>		<b>1645</b>		<b>1745</b>		<b>1848</b>		<b>1948</b>		<b>2048</b>		<b>2148</b>	
Andover	d		<b>0826</b>	<b>0924</b>	<b>0957</b>	<b>1026</b>	<b>1057</b>	<b>1125</b>	<b>1153</b>	<b>1224</b>	<b>1253</b>	<b>1325</b>	<b>1353</b>	<b>1424</b>	<b>1453</b>	<b>1524</b>	<b>1553</b>	<b>1625</b>	<b>1653</b>	<b>1724</b>	<b>1753</b>	<b>1825</b>	<b>1856</b>	<b>1925</b>	<b>1956</b>	<b>2025</b>	<b>2056</b>	<b>2126</b>	<b>2157</b>	
Grateley	d		<b>0833</b>		<b>1005</b>		<b>1105</b>		<b>1201</b>		<b>1301</b>		<b>1401</b>		<b>1501</b>		<b>1601</b>		<b>1701</b>		<b>1801</b>		<b>1905</b>		<b>2005</b>		<b>2105</b>		<b>2205</b>	
Portsmouth Harbour	d					<i>0909c</i>		<i>1001v</i>		<i>1109c</i>		<i>1209c</i>		<i>1309c</i>		<i>1409c</i>		<i>1509c</i>		<i>1609c</i>		<i>1709c</i>		<i>1809c</i>		<i>1909c</i>		<i>2009c</i>		
Southampton Central	d					<i>0957c</i>		<i>1057c</i>		<i>1157c</i>		<i>1257c</i>		<i>1357c</i>		<i>1457c</i>		<i>1557c</i>		<i>1657c</i>		<i>1757c</i>		<i>1857c</i>		<i>1957c</i>		<i>2059c</i>		
<b>Salisbury</b>	a		<b>0846</b>	<b>0941</b>	<b>1018</b>	<b>1043</b>	<b>1118</b>	<b>1144</b>	<b>1213</b>	<b>1242</b>	<b>1313</b>	<b>1343</b>	<b>1413</b>	<b>1442</b>	<b>1514</b>	<b>1540</b>	<b>1613</b>	<b>1644</b>	<b>1715</b>	<b>1742</b>	<b>1814</b>	<b>1842</b>	<b>1917</b>	<b>1942</b>	<b>2017</b>	<b>2043</b>	<b>2117</b>	<b>2143</b>	<b>2217</b>	
<b>Salisbury</b>	d	<b>0654</b>	<b>0847</b>	<b>0947</b>		<b>1047</b>		<b>1147</b>		<b>1247</b>		<b>1347</b>	<b>1419</b>	<b>1447</b>		<b>1547</b>	<b>1614</b>	<b>1647</b>		<b>1747</b>		<b>1847</b>		<b>1947</b>		<b>2047</b>		<b>2147</b>		
Tisbury	d	<b>0708</b>	<b>0906</b>	<b>1007</b>		<b>1106</b>		<b>1206</b>		<b>1306</b>		<b>1406</b>	<b>1433</b>	<b>1506</b>		<b>1606</b>	<b>1633</b>	<b>1706</b>		<b>1806</b>		<b>1906</b>		<b>2006</b>		<b>2106</b>		<b>2207</b>		
Gillingham (Dorset)	d	<b>0718</b>	<b>0917</b>	<b>1018</b>		<b>1117</b>		<b>1217</b>		<b>1317</b>		<b>1417</b>	<b>1451</b>	<b>1517</b>		<b>1617</b>	<b>1643a</b>	<b>1717</b>		<b>1817</b>		<b>1917</b>		<b>2017</b>		<b>2117</b>		<b>2218</b>		
Templecombe	d	<b>0726</b>	<b>0925</b>	<b>1025</b>		<b>1125</b>		<b>1225</b>		<b>1325</b>		<b>1425</b>	<b>1458</b>	<b>1525</b>		<b>1625</b>		<b>1725</b>		<b>1825</b>		<b>1925</b>		<b>2025</b>		<b>2125</b>		<b>2225</b>		
Sherborne	d	<b>0733</b>	<b>0932</b>	<b>1033</b>		<b>1132</b>		<b>1232</b>		<b>1332</b>		<b>1432</b>	<b>1506</b>	<b>1532</b>		<b>1632</b>		<b>1732</b>		<b>1832</b>		<b>1932</b>		<b>2032</b>		<b>2132</b>		<b>2233</b>		
Yeovil Pen Mill	d																													
<b>Yeovil Junction</b>	a	<b>0739</b>	<b>0938</b>	<b>1038</b>		<b>1138</b>		<b>1238</b>		<b>1338</b>		<b>1438</b>	<b>1511</b>	<b>1538</b>		<b>1638</b>		<b>1738</b>		<b>1838</b>		<b>1938</b>		<b>2038</b>		<b>2138</b>		<b>2238</b>		
<b>Yeovil Junction</b>	d	<b>0740</b>	<b>0939</b>	<b>1039</b>		<b>1139</b>		<b>1239</b>		<b>1339</b>		<b>1439</b>	<b>1516</b>	<b>1539</b>		<b>1639</b>		<b>1739</b>		<b>1839</b>		<b>1940</b>		<b>2039</b>		<b>2139</b>				
Yeovil Pen Mill	a												<b>1521</b>																	
Crewkerne	d	<b>0749</b>	<b>0949</b>	<b>1049</b>		<b>1149</b>		<b>1249</b>		<b>1349</b>		<b>1449</b>		<b>1549</b>		<b>1649</b>		<b>1749</b>		<b>1849</b>		<b>1950</b>		<b>2049</b>		<b>2149</b>				
Axminster	d	<b>0804</b>	<b>1003</b>	<b>1103</b>		<b>1203</b>		<b>1303</b>		<b>1403</b>		<b>1503</b>		<b>1603</b>		<b>1703</b>		<b>1803</b>		<b>1903</b>		<b>2004</b>		<b>2105</b>		<b>2205</b>				
Honiton	d	<b>0817</b>	<b>1016</b>	<b>1116</b>		<b>1216</b>		<b>1316</b>		<b>1416</b>		<b>1516</b>		<b>1616</b>		<b>1716</b>		<b>1816</b>		<b>1916</b>		<b>2017</b>		<b>2117</b>		<b>2217</b>				
Feniton	d	<b>0822</b>	<b>1021</b>			<b>1221</b>				<b>1421</b>				<b>1621</b>				<b>1821</b>				<b>2022</b>				<b>2221</b>				
Whimple	d	<b>0827</b>	<b>1026</b>	<b>1124</b>				<b>1324</b>						<b>1524</b>				<b>1724</b>				<b>1924</b>				<b>2125</b>		<b>2227</b>		
Cranbrook	d	<b>0832</b>	<b>1031</b>	<b>1128</b>		<b>1229</b>		<b>1328</b>		<b>1429</b>		<b>1528</b>		<b>1629</b>		<b>1728</b>		<b>1829</b>		<b>1928</b>		<b>2030</b>		<b>2128</b>		<b>2232</b>				
Pinhoe	d	<b>0836</b>	<b>1035</b>	<b>1132</b>		<b>1233</b>		<b>1332</b>		<b>1433</b>		<b>1532</b>		<b>1633</b>		<b>1732</b>		<b>1833</b>		<b>1932</b>		<b>2034</b>		<b>2132</b>		<b>2236</b>				
<b>Exeter Central</b>	a	<b>0843</b>	<b>1040</b>	<b>1138</b>		<b>1238</b>		<b>1338</b>		<b>1438</b>		<b>1538</b>		<b>1638</b>		<b>1738</b>		<b>1838</b>		<b>1938</b>		<b>2039</b>		<b>2138</b>		<b>2241</b>				
<b>Exeter St Davids</b>	a	<b>0847</b>	<b>1044</b>	<b>1143</b>		<b>1243</b>		<b>1343</b>		<b>1442</b>		<b>1542</b>		<b>1642</b>		<b>1747</b>		<b>1842</b>		<b>1942</b>		<b>2043</b>		<b>2143</b>		<b>2245</b>				

Late night and weekend trains may be altered due to engineering works. Please check at [southwesternrailway.com](http://southwesternrailway.com) before travelling.

For guide to notes and symbols see end of timetable.



## GUIDE TO NOTES AND SYMBOLS

First Class accommodation also available on all trains shown in **bold type** except GWR services.

**B** Runs via Westbury - see table 20A.

**C** Also has portion from Frome - see table 20A.

**G** Continues to Castle Cary, Bruton, Frome and Westbury - see table 20A.

**J** Also has portion from Castle Cary - see table 20A.

**K** To Frome - see table 20A.

**FX** Service does **not** run on Friday.

**FO** Service runs on Friday only.

**GW** Operated by Great Western Railway. Standard class ONLY.

 Train attaches to another.

 Continued in later column.

 Continued from earlier column.

a Arrival time.

b Change at Basingstoke.

c Change at Salisbury.

d Departure time.

e Arrives Axminster at 0644.

g Arrives Honiton at 2318.

All services shown in **bold type** are operated by South Western Railway except where shown.

k Change at Woking.

s Stops to let passengers leave the train only.

u Stops to let passengers join the train only.

v Change at Fratton and Salisbury.

▼ Cycles only carried with advance reservation.

★ Passengers travelling with cycles may not join or leave services at stations with train times shown in blue.


← Woking - Railair coach link between Woking station and Heathrow Airport. Visit [firstbus.co.uk/railair](http://firstbus.co.uk/railair) for details.

⊕ Interchange for London Underground. Visit [tfl.gov.uk](http://tfl.gov.uk) for details.

 Car Park.

⑦ Minimum connection time where different from the standard five minutes.

 Station for Southampton City Centre and the Docks. Also buses for Red Funnel Ferries and to Cowes, Isle of Wight, ([redfunnel.co.uk](http://redfunnel.co.uk)).

 Interchange for high-speed catamaran to Ryde, Isle of Wight. Shipping services operated by Wightlink Ltd, Isle of Wight Ferries, P.O. Box 59, Portsmouth, PO1 2XB. Telephone **0333 999 7333** (calls charged at local rate) or visit [wightlink.co.uk](http://wightlink.co.uk) Also change at Portsmouth Harbour for the Gosport Ferry. Visit [gosportferry.co.uk](http://gosportferry.co.uk)

### Cycle reservations

A cycle space must be reserved in advance when a ▼ symbol appears above the train.






























### Cycles on trains - Monday to Friday

At peak times the following restrictions apply in the area bounded by Reading, Hook, Alton, Guildford and Dorking.

Passengers travelling with cycles may not join or leave services timed to arrive at London Waterloo between 0715 and 1000 inclusive or timed to depart London Waterloo between 1645 and 1900 inclusive.

## STATION INFORMATION

See notes for explanation of symbols.

<b>Exeter St Davids</b>		
<b>Exeter Central</b>		
<b>Pinhoe</b>		
<b>Cranbrook</b>		
<b>Whimble</b>		
<b>Feniton</b>		
<b>Honiton</b>		
<b>Axminster</b>		
<b>Crewkerne</b>		
<b>Yeovil Junction</b>		
<b>Sherborne</b>		
<b>Templecombe</b>		
<b>Gillingham (Dorset)</b>		
<b>Tisbury</b>		
<b>Salisbury</b>		
<b>Southampton Central</b>		
<b>Portsmouth Harbour</b>		
<b>Grateley</b>		
<b>Andover</b>		
<b>Whitchurch (Hants)</b>		
<b>Overton</b>		
<b>Basingstoke</b>		
<b>Reading</b>		
<b>Woking</b>		
<b>Clapham Junction</b>		
<b>London Waterloo</b>		

## MONDAY TO FRIDAY

	Notes	07	08	09	10	11	12	13	14	15	16	17	18	19	20	21	22	23	24	25	26	27	28	29	30	31
		★		J	J	C	J																			
Yeovil Pen Mill	d	0658	1059	1345	1459	1923	2152																			
Castle Cary	d	0712	1114	1410	1513	1938	2220																			
Bruton	d	0717	1119	1416	1518	1943	2225																			
Frome	d	0729	1132	1432	1530	1956	2245																			
Westbury	d	0742	1144	1446	1544	2007	2314																			
Warminster	d	0750	1152	1454	1553		2321																			
Salisbury	a	0811	1212	1514	1613		2342																			
Salisbury	d	0815	1221	1521	1621																					
Grateley	a	0827																								
Andover	a	0834	1237	1537	1637																					
Whitchurch (Hants)	a	0843																								
Overton	a	0849																								
Basingstoke	a	0858	1255	1555	1655																					
Woking	a	0918	1315	1615	1716																					
Clapham Junction	a	0939	1336	1636	1736																					
London Waterloo	a	0950	1349	1645	1749																					

## STATION INFORMATION

For a guide to notes and symbols, see next page.

Yeovil Pen Mill	P	
Castle Cary	P	
Bruton	P	
Frome	P	
Westbury	P	
Warminster	P	
Salisbury	P	
Grateley	P	
Andover	P	
Whitchurch	P	
Overton	P	
Basingstoke	P	
Woking	P	←
Clapham Junction		10
London Waterloo	⊖	15

For the complete service between Salisbury, Andover and London Waterloo, also trains from Yeovil Junction, please see earlier pages.

For details of the complete service between Westbury and Salisbury, also Yeovil Pen Mill to Westbury and Weymouth, please see Great Western Railway publicity.

★ Passengers travelling with cycles may not join or leave services at stations with train times shown in blue.

Late night and weekend trains may be altered due to engineering works.

Please check at [southwesternrailway.com](http://southwesternrailway.com) before travelling.

## SATURDAY

	Notes	07	11	13	15	17	19	21	23	25	27	29	31
<b>Yeovil Pen Mill</b>	d												
Castle Cary	d	0736											
Bruton	d	0741											
Frome	d	0754	1130										
Westbury	d	0810	1143	2312									
Warminster	d	0818	1150	2320									
<b>Salisbury</b>	a	0839	1212	2342									
<b>Salisbury</b>	d	0847	1221										
Grateley	a	0859											
Andover	a	0905	1237										
Whitchurch (Hants)	a	0914											
Overton	a	0920											
<b>Basingstoke</b>	a	0929	1255										
Woking	a	0948	1315										
Clapham Junction	a	1017b	1335										
<b>London Waterloo</b>	a	1016	1349										

For the complete service between Salisbury, Andover and London Waterloo, also trains from Yeovil Junction, please see earlier pages.

For details of the complete service between Westbury and Salisbury, also Yeovil Pen Mill to Westbury and Weymouth, please see Great Western Railway publicity.

Late night and weekend trains may be altered due to engineering works.  
Please check at [southwesternrailway.com](http://southwesternrailway.com) before travelling.

## SUNDAY

07	11	13	15	17	19	21	23	25	27	29	31
<b>0953</b>											
1007											
1012											
1024											
1043											
1051											
1113											
1127											
1143											
1204											
1223											
1243											
1254											

## NOTES TO THIS TABLE

- J** From Yeovil Junction.
- a** Arrival time.
- b** Change at Basingstoke.
- c** From London Waterloo via Yeovil Junction
- d** Departure time.
- 1** First Class accommodation also available.
- ▼** Cycles only carried with advance reservation.
- ←** Woking - Railair coach link between Woking station and Heathrow Airport. Visit [firstbus.co.uk/railair](http://firstbus.co.uk/railair) for details.
- ⊖** Interchange for London Underground. Visit [tfl.gov.uk](http://tfl.gov.uk) for details.
- Ⓟ** Car Park.
- ⌚** Minimum connection time where different from the standard five minutes.
- ★** Passengers travelling with cycles may not join or leave services at stations with train times shown in blue.

## MONDAY TO FRIDAY

	Notes	0▼	0▼ V	0▼ V																
<b>London Waterloo</b>	d	0750	0950	1120b																
Clapham Junction	d	0757u	0957u	1127b																
Woking	d	0816	1016	1146b																
<b>Basingstoke</b>	d	0838	1038	1208b																
Overton	d	0846	1046																	
Whitchurch (Hants)	d	0851	1051																	
Andover	d	0900	1100	1228b																
Grateley	d	0907	1107																	
<b>Salisbury</b>	a	0919	1119																	
<b>Salisbury</b>	d	0923	1131	1251																
Warminster	a	0943	1151	1311																
Westbury	a	0952	1200	1320																
Frome	a	1009	1215	1332																
Bruton	a	1031	1232	1344																
Castle Cary	a	1036	1241	1349																
<b>Yeovil Pen Mill</b>	a	1052	1256	1412																

## STATION INFORMATION

For a guide to notes and symbols, see next page.

<b>London Waterloo</b>	⊖	⓫
<b>Clapham Junction</b>		⓫
<b>Woking</b>	P	←
<b>Basingstoke</b>	P	
<b>Overton</b>	P	
<b>Whitchurch</b>	P	
<b>Andover</b>	P	
<b>Grateley</b>	P	
<b>Salisbury</b>	P	
<b>Warminster</b>	P	
<b>Westbury</b>	P	
<b>Frome</b>	P	
<b>Bruton</b>	P	
<b>Castle Cary</b>	P	
<b>Yeovil Pen Mill</b>	P	

For the complete service between London Waterloo, Andover and Salisbury, also trains to Yeovil Junction, please see earlier pages.

For details of the complete service between Salisbury and Westbury, also Weymouth and Westbury to Yeovil Pen Mill, please see Great Western Railway publicity.

Late night and weekend trains may be altered due to engineering works.

Please check at [southwesternrailway.com](http://southwesternrailway.com) before travelling.



## 20B Yeovil Pen Mill - Weymouth

### MONDAY TO FRIDAY

	Notes										
<b>Yeovil Pen Mill</b>	d	0733	0935	1134	1332	1532	1732	1855	1951	2221	
Dorchester West	d	0810	1018	1212	1412	1612	1815	1925	2027	2255	
Upwey	d	0818	1029	1221	1421	1621	1823	1933	2036	2303	
<b>Weymouth</b>	a	0825	1034	1226	1426	1626	1828	1939	2041	2308	

### SATURDAY

			A	A							
0733	0935	1026	1057	1122	1134	1333	1532	1736	1853	1935	2217
0812	1018	1057	1122	1212	1412	1612	1812	1923	2011	2251	
0820	1027		1130	1221	1421	1621	1821	1931	2019	2259	
0825	1032	1108	1135	1226	1426	1626	1826	1936	2025	2305	

### SUNDAY

			A			
0942	1038	1257	1458	1918	2221	
1016	1113	1331	1532	1952	2255	
1024	1121	1339	1540	2000	2303	
1029	1126	1345	1545	2005	2308	

## 20B Weymouth - Yeovil Pen Mill

### MONDAY TO FRIDAY

	Notes										FX
<b>Weymouth</b>	d	0638	0733	0932	1130	1328	1528	1728	2014	2128	
Upwey	d	0643	0738	0937	1135	1333	1533	1733	2019	2133	
Dorchester West	d	0651	0746	0946	1144	1342	1544	1742	2027	2141	
<b>Yeovil Pen Mill</b>	a	0726	0821	1022	1221	1419	1619	1819	2102	2216	

### SATURDAY

								A	A		
0638	0733	0930	1130	1330	1530	1734	1845	1938	2040		
0643	0738	0935	1135	1335	1535	1739	1850		2045		
0651	0746	0944	1144	1344	1544	1748	1859	1949	2053		
0726	0821	1022	1221	1420	1619	1823	1930	2024	2128		

### SUNDAY

0801	1038	1405	1605	1753	2015	
	1043	1410	1610	1758	2020	
0812	1051	1418	1618	1806	2028	
0847	1126	1453	1653	1841	2103	

#### NOTES

Operated by Great Western Railway.

For details of seat and cycle reservation requirements and also catering facilities, please refer to Great Western Railway publications.

#### Trains shown in green

Trains shown in green type vary during the timetable.  
Please see note next to time or at top of column.

Late night and weekend trains may be altered due to engineering works.

**FX** Service does **not** run on Friday.

**A** Runs until 12 September 2026.

**a** Arrival time.

**d** Departure time.

#### STATION INFORMATION

For a guide to notes and symbols, see end of main timetable.

Yeovil Pen Mill		P	
Dorchester West			
Upwey		P	
Weymouth		P	







# 20E Honiton - Sidmouth Bus Service

Operated by Stagecoach South West 9 - Tel: 0345 810 1000  
stagecoachbus.com/timetables

## MONDAY TO FRIDAY

<i>Notes</i>																					
Honiton Rail Station	d	0808	0925	1031	1131	1231	1331	1431	1531	1635	1743	1843	1943	2133							
Sidmouth Triangle	a	0849	1004	1110	1210	1310	1410	1510	1608	1712	1815	1912	2012	2202							

<i>Notes</i>																					
Sidmouth Triangle	d	0725	0821	0951	1050	1150	1250	1350	1450	1552	1704	1805	1907	2210							
Honiton Rail Station	a	0808	0854b	1031	1131	1231	1331	1431	1531	1635	1743	1843	1943	2239							

## SATURDAY

<i>Notes</i>																					
Honiton Rail Station	d	0818	0932	1032	1132	1232	1332	1433	1533	1635	1735	1838	1938	2133							
Sidmouth Triangle	a	0854	1012	1112	1212	1312	1412	1512	1612	1714	1811	1910	2006	2201							

<i>Notes</i>																					
Sidmouth Triangle	d	0730	0849	0951	1055	1155	1255	1355	1455	1557	1656	1756	1850	2210							
Honiton Rail Station	a	0758b	0932	1032	1132	1232	1332	1433	1533	1635	1735	1838	1938	2239							

### NOTES

- a - Arrival time.
- b - Terminates at Lace Walk, 7 minutes walk to the station.
- d - Departure time.

## SUNDAY

1026	1226	1526	1826																	
1058	1258	1558	1858																	

1000	1115	1315	1715																	
1031	1145	1345	1745																	

The Sunday service will also run on Public Holidays.







Visit us at [southwesternrailway.com](https://southwesternrailway.com)

- Buying tickets online
- Live train information
- Train times
- Special offers and days out
- Plan your journey
- Latest news

## Customer Service Centre

**0345 6000 650**

Monday to Friday 0800 - 2000

Saturday 0900 - 1800

Sunday 0900 - 1600

Our UK based team are available for:

- Comments and suggestions

## Assisted Travel

**0800 5282 100**

**Text relay 18001 0800 5282 100**

A freephone service open 24 hours for older and disabled customers.  
We recommend booking assistance **2 hours in advance**.

## National Rail Enquiries

**03457 48 49 50**

Train times, fares and rail information.

## Free travel alerts

[southwesternrailway.com/alerts](https://southwesternrailway.com/alerts)

Keeping our registered customers up-to-date with their service running information, delays and alterations.



[@SW\\_Help](https://twitter.com/SW_Help)

Follow South Western Railway on X and be the first to know what's happening on our network.



[Facebook.com/SWRailway](https://Facebook.com/SWRailway)

Providing South Western Railway network information and details of our latest offers.

**South Western**  
 **Railway**

PTT20 05 2026



Please Recycle