

# 10 Basingstoke, Alton and Aldershot to London Waterloo



## Train times

17 May until 19 September 2026

# Your timetable

This timetable shows services between **Basingstoke, Alton, Aldershot, Woking and London Waterloo including connections between Guildford and Woking.**

For services between Woking and London Waterloo including main line services, please see timetable 6.

For fast services between Basingstoke, Woking and London Waterloo, please see timetable 21.

The following mini-guides are available to download for routes covered by this timetable.

- **Ash Vale to Farnham** - number 51

## Buy a ticket before you board

You need to buy a valid ticket before you get on your train. We know that most of our passengers do this before travelling, and we have a duty to those passengers to make sure no-one travels without paying. This is why we run a penalty fares scheme across most of our network.

If you travel without a valid ticket to or from a station within the penalty fares area, you may have to pay a penalty fare. A Penalty Fare is £100 plus the price of the full single fare applicable for your intended journey. However, if it is paid within 21 days, the Penalty Fare is reduced to £50 plus the price of the single fare applicable.

We have a policy to, wherever possible, prosecute everyone who deliberately avoids paying.

## Changes to train times

Network Rail need to do engineering work to maintain and improve the rail network. They do a lot of this work at weekends and during holiday periods, but they also need to do some work overnight during the week.

If we need to close rail lines so Network Rail can carry out work, buses will replace train services. We may also have to alter train services over a wider area.

Please check for any changes to train times before travelling at weekends, late in the evening or early in the morning.

Look for the 'Changes to train times' posters at stations, or visit our website at **[southwesternrailway.com](http://southwesternrailway.com)**.

## No-smoking policy

For the comfort of all our customers, smoking and using e-cigarettes is not allowed on any part of our trains or stations.

You can smoke outside the station entrance or in our car parks.

## Travel with Confidence

So that you can travel with confidence, we are ventilating trains to refresh air, improving information about journeys and trains, and extensively cleaning trains and stations.

## Cycles on trains

The services in this timetable have limited room for cycles, so we have had to apply some restrictions. The ★ symbol, with train times printed in **blue**, shows which trains have restrictions. These restrictions are explained in the 'Guide to notes and symbols' section.

We will carry folding cycles on any train, as long as they can be folded small enough to be carried safely in the luggage rack. Cycles are not allowed on buses that replace trains during engineering work.

## Automated Delay Repay

Register for Automated Delay Repay (ADR). ADR cuts the time it takes to claim and receive compensation if your train is late.

It works for customers who have bought Advance tickets or a Touch Smartcard season ticket from our website.

Click on "Delay Repay" at the top of the homepage of our website or use the QR code above to get more details on how to register for Delay Repay or setup ADR.



## MONDAY TO FRIDAY

## Basingstoke and Alton to Woking and London Waterloo (Suburban Services)

Notes		B								*	*	*	*	*	*	*	*	*	*	*	*	*	*	*	*	*			
<b>Basingstoke</b>	d			0454				0540		0550			0623		0644		0654	0706					0729	0745		0754			
Hook	d			0501						0557			0630				0701	0713					0737			0802			
Winchfield	d			0505						0601			0634				0705	0717					0741			0806			
Fleet	d			0510				0551		0606			0640		0655		0710	0722					0746			0812			
Farnborough	d			0516				0556		0612			0645		0701		0716	0728					0752	0759		0818			
<b>Alton</b>	d								0542				0612				0641					0714				0744			
Bentley	d								0549				0619				0648					0721				0751			
Farnham	a								0554				0624				0653					0726				0756			
Farnham	d								0557				0626				0654					0728				0758			
<b>Aldershot</b>	d								0603				0632				0700					0734				0804			
Ash Vale	d								0608				0637				0705					0739				0809			
Brookwood	d			0523					0615	0619			0644	0652		0712	0723				0746		0800		0816	0826			
Guildford	d			0514					0550k			0624k			0643k		0701k				0729k		0741k	0752k		0803k			
Worplesdon	d			0519					0555k			0630k					0707k				0735k				0809k				
<b>Woking</b>	a			0524	0528	0524		0605	0620	0625			0649	0657		0710	0718	0728			0751		0805	0808		0821	0833		
<b>Woking</b>	d	0430	0527	↔	0529	0532	0543	0604	0606	0621	0628	0632	0641	0650	0659	0702	0711	0719	0731		0725	0746	0756	0802	0808	0809	0820	0825	0834
West Byfleet	d		0532			0536	0547	0608		0626		0636	0646			0707					0730	0753		0806			0825		
Byfleet & New Haw	d		0535a			0539		0611				0639	0649								0733	0756					0828		
Weybridge	d					0542	0552	0614				0643	0652			0711			0743		0737	0800		0811	0815		0832		
Walton-on-Thames	d					0546	0556	0618				0647	0656			0716		0728			0742	0805		0815			0836		
Hersham	d					0548		0620				0649	0659			0719					0746	0808		0819			0839		
Esher	d					0551		0623				0652	0702			0722					0750	0812		0823			0842		
<b>Surbiton</b>	a	0453			0540	0555	0603	0627		0636	0639	0656	0706			0726					0754	0816		0827			0847		
Wimbledon	a	0503			0548	0605		0635			0647	0704																	
Earlsfield	a					0612		0639				0708																	
Clapham Junction	a	0510			0600	0616		0642	0625	0647	0653	0712																	
Vauxhall	a				0606	0621		0647				0717																	
<b>London Waterloo</b>	a	0519			0611	0626	0620	0652	0634	0656	0704	0726	0728	0719	0730	0745	0737	0750	0757	0807	0814	0836	0822	0846	0839	0836	0906	0851	0901

Late night and weekend trains may be altered due to engineering works.  
Please check at [southwesternrailway.com](http://southwesternrailway.com) before travelling.

★ Passengers travelling with cycles may not join or leave services at stations with train times shown in blue.  
For guide to all other notes and symbols see end of timetable.

## MONDAY TO FRIDAY

## Basingstoke and Alton to Woking and London Waterloo (Suburban Services)

	Notes	★	★	★	★	★	★	★	★	★	★	★	★	★	★	★	★	★	★	★	★	★	★	★	★	★				
<b>Basingstoke</b>	d	0815			0824			0854		0916		0924			0954		1013		1024			1054		1112		1124		1154		
Hook	d				0832			0901				0931			1001				1031			1101			1131		1201			
Winchfield	d				0836			0905				0935			1005				1035			1105			1135		1205			
Fleet	d	0826			0842			0911		0927		0940			1010		1024		1040			1110		1123		1140		1210		
Farnborough	d	0831			0849			0917		0932		0946			1016		1030		1046			1116		1128		1146		1216		
<b>Alton</b>	d			0814			0844				0914			0944			1014							1115			1144			
Bentley	d			0821			0851				0921			0951			1021										1151			
Farnham	a			0826			0856				0926			0956			1026								1125		1156			
Farnham	d			0828			0858				0928			0958			1028								1128		1158			
<b>Aldershot</b>	d			0834			0904				0934			1004			1034								1134		1204			
Ash Vale	d			0839			0909				0939			1009			1039								1139		1209			
Brookwood	d			0846	0856		0916	0924			0946	0953		1016	1023			1046	1053			1116	1123			1146	1153		1216	1223
Guildford	d			0822			0846	0904k		0919k			0935k		0952k		1019k		1034k		1049k			1119k		1134k		1149k		
Worplesdon	d				0851	0910k					0941k													1140k						
<b>Woking</b>	a	0840	0830	0851	0901	0857	0921	0929		0942	0951	0958		1021	1028		1039	1051	1058			1121	1128		1137	1151	1158		1221	1228
<b>Woking</b>	d	0841	0832	0852	0905	0902	0922	0930	0933	0943	0952	0959	1003	1022	1029	1033	1040	1052	1059	1103	1122	1129	1133	1138	1152	1159	1203	1222	1229	
West Byfleet	d		0836		0906	0927			0937		0957		1007	1027		1037		1057		1107	1127		1137		1157		1207	1227		
Byfleet & New Haw	d		0839		0909				0940				1010			1040				1110			1140				1210			
Weybridge	d		0843		0913			0936	0943			1006	1013		1035	1043			1106	1113		1135	1143			1206	1213	1235		
Walton-on-Thames	d		0847		0917			0940	0947			1010	1017		1039	1047			1110	1117		1139	1147			1210	1217	1239		
Hersham	d		0849		0919				0949				1019			1049			1119			1149				1219		1239		
Esher	d		0852		0922				0952				1022			1052			1122			1152				1222		1239		
<b>Surbiton</b>	a		0856		0916	0926	0937	0946	0956		1007	1016	1026	1037	1045	1056		1107	1116	1126	1137	1145	1156			1207	1216	1226	1237	1245
Wimbledon	a		0904		0934				1004				1034			1104				1134			1204				1234		1245	
Earlsfield	a		0908		0938				1008				1038			1108				1138			1208				1238		1245	
Clapham Junction	a		0912		0942	0949			1012	1002		1027	1042	1049		1112		1121	1127	1142	1149		1212		1219	1227	1242	1249		
Vauxhall	a		0917		0947				1017				1047			1117				1147			1217				1247		1249	
<b>London Waterloo</b>	a	0908	0924	0920	0936	0954	0958	1002	1022	1011	1028	1036	1052	1059	1104	1122	1104	1130	1136	1152	1158	1202	1222	1206	1228	1236	1252	1258	1302	

Late night and weekend trains may be altered due to engineering works.  
Please check at [southwesternrailway.com](http://southwesternrailway.com) before travelling.

★ Passengers travelling with cycles may not join or leave services at stations with train times shown in blue.  
For guide to all other notes and symbols see end of timetable.







Notes		B																											
<b>Basingstoke</b>	d			0454					0554		0624			0654		0715		0725		0754		0812		0824					
Hook	d			0501					0601		0631			0701				0732		0801				0831					
Winchfield	d			0505					0605		0635			0705				0736		0805				0835					
Fleet	d			0510					0610		0640			0710		0726		0741		0810		0824		0840					
Farnborough	d			0516					0616		0646			0716		0731		0747		0816		0830		0846					
<b>Alton</b>	d										0614			0644			0714						0814		0844				
Bentley	d										0621			0651			0721						0821		0851				
Farnham	a										0626			0656			0726						0826		0856				
Farnham	d							0555			0628			0658			0728						0828		0858				
<b>Aldershot</b>	d								0604		0634			0704			0734						0834		0904				
Ash Vale	d								0609		0639			0709			0739						0839		0909				
Brookwood	d			0523				0616	0623		0646	0653		0716	0723		0746	0754		0816	0823		0846	0853		0916			
Guildford	d			0514				0604k		0619k			0654			0719k		0748k		0801k		0819k			0849k	0900k			
Worplesdon	d			0520									0700						0807k						0906k				
<b>Woking</b>	a			0524	0528	0524		0621	0630		0651	0658	0704	0721	0728		0740	0751	0759	0821	0828		0839	0851	0858	0921			
<b>Woking</b>	d	0435	0527	—	0530	0533	0552	0603	0622	0631	0634	0652	0659	0705	0722	0729	0733	0741	0752	0800	0803	0822	0829	0833	0840	0852	0859	0903	0922
West Byfleet	d		0532			0537	0557	0607	0627		0638	0657		0709	0727		0737		0757		0807	0827		0837	0840	0857	0907	0927	
Byfleet & New Haw	d		0535a			0540		0610			0641			0712			0740				0810			0840			0910		
Weybridge	d				0543	0601	0613				0644		0706	0715		0736	0743		0806	0813		0836	0843		0906	0913			
Walton-on-Thames	d				0547	0605	0617				0648		0710	0719		0740	0747		0810	0817		0840	0847		0910	0917			
Hersham	d				0549		0619				0650			0721			0749			0819			0849		0919				
Esher	d				0552		0622				0653			0724			0752			0822			0852		0922				
<b>Surbiton</b>	a	0453			0541	0556	0611	0626	0637		0657	0706	0716	0728	0737	0746	0756		0807	0816	0826	0837	0846	0856		0907	0916	0926	0937
Wimbledon	a	0503			0548	0604		0634			0705			0736			0804				0834			0904			0934		
Earlsfield	a				0608			0638			0709			0740			0808				0838			0908			0938		
Clapham Junction	a	0510			0600	0612		0642	0653	0650	0712	0718	0728	0743	0750		0812		0818	0828	0842	0849		0912		0919	0927	0942	0949
Vauxhall	a				0607	0617		0647			0717			0748			0817				0847			0917			0947		
<b>London Waterloo</b>	a	0518			0612	0622	0628	0652	0702	0659	0722	0727	0737	0753	0759	0802	0822	0805	0827	0839	0852	0858	0904	0922	0904	0928	0936	0952	0958

Late night and weekend trains may be altered due to engineering works.  
Please check at [southwesternrailway.com](http://southwesternrailway.com) before travelling.

For guide to notes and symbols see end of timetable.

Notes																														
<b>Basingstoke</b>	d	0854		0912		0924			0954		1012		1024			1054		1112		1124			1154		1212		1224			
Hook	d	0901				0931			1001				1031			1101				1131			1201			1231				
Winchfield	d	0905				0935			1005				1035			1105				1135			1205			1235				
Fleet	d	0910		0923		0940			1010		1023		1040			1110		1123		1140			1210		1223	1240				
Farnborough	d	0916		0929		0946			1016		1029		1046			1116		1129		1146			1216		1229	1246				
<b>Alton</b>	d				0914				0944				1014				1115					1144			1215		1244			
Bentley	d				0921				0951				1021			1051				1151			1221			1251				
Farnham	a				0926				0956				1026			1056		1125		1156			1225			1256				
Farnham	d				0928				0958				1028			1058		1128		1158			1228			1258				
<b>Aldershot</b>	d				0934				1004				1034			1104		1134		1204			1234			1304				
Ash Vale	d				0939				1009				1039			1109		1139		1209			1240			1309				
Brookwood	d	0923			0946	0953			1016	1023			1046	1053		1116	1123			1146	1153		1216	1223		1247	1253		1316	
Guildford	d		0919k				0949k	1000k		1020k				1049k	1100k		1119k				1149k	1200k		1219k			1249k	1300k		
Worplesdon	d							1006k						1049k	1106k		1119k				1149k	1206k		1219k			1249k	1306k		
<b>Woking</b>	a	0928		0938	0951	0958			1021	1028		1038	1051	1058		1121	1128		1138	1151	1158		1221	1228		1238	1252	1258		1321
<b>Woking</b>	d	0929	0933	0940	0952	0959	1003	1022	1029	1033	1040	1052	1059	1103	1122	1129	1133	1140	1152	1159	1203	1222	1229	1233	1240	1253	1259	1303	1322	
West Byfleet	d		0937		0957		1007	1027		1037		1057		1107	1127		1137		1157		1207	1227		1237		1258	1307	1327		
Byfleet & New Haw	d		0940				1010			1040				1110			1140				1210			1240			1310			
Weybridge	d	0935	0943			1006	1013		1036	1043			1106	1113		1136	1143			1206	1213		1236	1243		1306	1313			
Walton-on-Thames	d	0939	0947			1010	1017		1040	1047			1110	1117		1140	1147			1210	1217		1240	1247		1310	1317			
Hersham	d		0949				1019			1049				1119			1149				1219			1249			1319			
Esher	d		0952				1022			1052				1122			1152				1222			1252			1322			
<b>Surbiton</b>	a	0945	0956		1007	1016	1026	1037	1046	1056		1107	1116	1126	1137	1146	1156		1207	1216	1226	1237	1246	1256		1307	1316	1326	1337	
Wimbledon	a		1004				1034			1104			1134			1204					1234			1304			1334			
Earlsfield	a		1008				1038			1108			1138			1208					1238			1308			1338			
Clapham Junction	a		1012		1019	1027	1042	1049		1112		1119	1127	1142	1149		1212		1219	1227	1242	1249		1312		1319	1327	1342	1349	
Vauxhall	a		1017				1047			1117			1147			1217					1247			1317			1347			
<b>London Waterloo</b>	a	1001	1022	1004	1028	1039	1052	1058	1104	1122	1106	1128	1139	1152	1158	1204	1222	1209	1228	1236	1252	1258	1302	1322	1306	1328	1336	1352	1358	

Late night and weekend trains may be altered due to engineering works.  
Please check at [southwesternrailway.com](http://southwesternrailway.com) before travelling.

For guide to notes and symbols see end of timetable.

## SATURDAY

## Basingstoke and Alton to Woking and London Waterloo (Suburban Services)

Notes																															
<b>Basingstoke</b>	d	1254		1313		1324			1354		1412		1424			1454		1512		1524			1554		1612		1624				
Hook	d	1301				1331			1401				1431			1501				1531			1601			1631					
Winchfield	d	1305				1335			1405				1435			1505				1535			1605			1635					
Fleet	d	1310		1324		1340			1410		1423		1440			1510		1523		1540			1610		1623	1640					
Farnborough	d	1316		1329		1346			1416		1429		1446			1516		1529		1546			1616		1629	1646					
<b>Alton</b>	d				1315				1344				1415				1515			1544				1615			1644				
Bentley	d								1351				1451							1551							1651				
Farnham	a				1325				1356				1425				1525			1556					1625		1656				
Farnham	d				1328				1358				1428			1458				1528					1628		1658				
<b>Aldershot</b>	d				1334				1404				1434			1504				1534					1634		1704				
Ash Vale	d				1339				1409				1439			1509				1539					1639		1709				
Brookwood	d	1323			1346	1353			1416	1423			1446	1453			1516	1523			1546	1553			1616	1623		1646	1653		1716
Guildford	d		1319k				1349k	1400k		1419k				1449k	1500k		1519k			1549k	1600k		1619k				1649k	1700k			
Worplesdon	d						1406k							1506k						1606k							1706k				
<b>Woking</b>	a	1328		1338	1351	1358			1421	1428			1438	1451	1458			1538	1551	1558				1621	1628		1638	1651	1658		1721
<b>Woking</b>	d	1329	1333	1340	1352	1359	1403	1422	1429	1433	1440	1452	1459	1503	1522	1529	1533	1540	1552	1559	1603	1622	1629	1633	1640	1652	1659	1703	1722		
West Byfleet	d		1337		1357		1407	1427		1437		1457		1507	1527	1537			1557		1607	1627		1637	1640	1657	1707	1727			
Byfleet & New Haw	d		1340				1410			1440				1510		1540				1610				1640			1710				
Weybridge	d	1336	1343			1406	1413			1436	1443		1506	1513		1535	1543			1606	1613		1636	1643		1706	1713				
Walton-on-Thames	d	1340	1347			1410	1417			1440	1447		1510	1517	1539	1547			1610	1617		1640	1647		1710	1717					
Hersham	d		1349				1419			1449			1519			1549				1619			1649			1719					
Esher	d		1352				1422			1452			1522			1552				1622			1652			1722					
<b>Surbiton</b>	a	1346	1356		1407	1416	1426	1437	1446	1456		1507	1516	1526	1537	1545	1556		1607	1616	1626	1637	1646	1656		1707	1716	1726	1737		
Wimbledon	a		1404				1434			1504			1534			1604				1634			1704				1734				
Earlsfield	a		1408				1438			1508			1538			1608				1638			1708				1738				
Clapham Junction	a		1412		1419	1427	1442	1449		1512		1519	1527	1542	1549		1612		1619	1627	1642	1649		1712		1719	1727	1742	1749		
Vauxhall	a		1417				1447			1517			1547			1617				1647			1717				1747				
<b>London Waterloo</b>	a	1402	1422	1404	1428	1436	1452	1458	1504	1522	1504	1528	1536	1552	1558	1602	1622	1604	1628	1636	1652	1658	1702	1722	1704	1728	1736	1752	1758		

Late night and weekend trains may be altered due to engineering works.  
Please check at [southwesternrailway.com](http://southwesternrailway.com) before travelling.

For guide to notes and symbols see end of timetable.

Notes																																
<b>Basingstoke</b>	d	1654		1712		1724			1754		1812		1824			1854		1912		1924			1954		2014		2024					
Hook	d	1701				1731			1801				1831			1901				1931			2001			2031						
Winchfield	d	1705				1735			1805				1835			1905				1935			2005			2035						
Fleet	d	1710		1723		1740			1810		1823		1840			1910		1923		1940			2010		2026	2040						
Farnborough	d	1716		1729		1746			1816		1829		1846			1916		1929		1946			2016		2031	2046						
<b>Alton</b>	d				1715				1744				1815				1915			1944					2015		2044					
Bentley	d								1751				1851							1951						2051						
Farnham	a				1725				1756				1856					1925		1956					2025	2056						
Farnham	d				1728				1758				1828					1928		1958					2028	2058						
<b>Aldershot</b>	d				1734				1804				1834					1934		2004					2034	2104						
Ash Vale	d				1739				1809				1839					1939		2009					2039	2109						
Brookwood	d	1723			1746	1753			1816	1823			1846	1853			1916	1923			1946	1953			2016	2023		2046	2053		2116	
Guildford	d		1719k				1749k	1800k		1819k				1849k	1900k		1919k			1949k	2000k		2019k				2049k	2100k				
Worplesdon	d							1806k						1906k						2006k							2106k					
<b>Woking</b>	a	1728		1738	1751	1758			1821	1828			1838	1851	1858				1938	1951	1958				2021	2028		2040	2051	2058		2121
<b>Woking</b>	d	1729	1733	1740	1752	1759	1803	1822	1829	1833	1840	1852	1859	1903	1922	1929	1933	1940	1952	1959	2003	2022	2029	2033	2041	2052	2059	2103	2122			
West Byfleet	d		1737		1757		1807	1827		1837			1907	1927		1937		1957		2007	2027		2037		2057		2107	2127				
Byfleet & New Haw	d		1740				1810			1840			1910			1940				2010			2040				2110					
Weybridge	d	1736	1743			1806	1813		1836	1843		1906	1913		1936	1943			2006	2013		2036	2043			2106	2113					
Walton-on-Thames	d	1740	1747			1810	1817		1840	1847		1910	1917		1940	1947			2010	2017		2040	2047			2110	2117					
Hersham	d		1749				1819			1849			1919			1949			2019	2019		2049	2049			2119	2119					
Esher	d		1752				1822			1852			1922			1952			2022	2022		2052	2052			2122	2122					
<b>Surbiton</b>	a	1746	1756			1807	1816	1826	1837	1846	1856		1907	1916	1926	1937	1946	1956		2007	2016	2026	2037	2046	2056		2107	2116	2126	2137		
Wimbledon	a		1804				1834			1904			1934			2004				2034			2104				2134					
Earlsfield	a		1808				1838			1908			1938			2008				2038			2108				2138					
Clapham Junction	a		1812			1819	1827	1842	1849			1919	1927	1942	1949			2012	2012	2019	2027	2042	2049			2112	2119	2127	2142	2149		
Vauxhall	a		1817				1847			1917			1947			2017				2047			2117				2147					
<b>London Waterloo</b>	a	1802	1822	1804	1828	1836	1852	1858	1902	1922	1904	1928	1936	1952	1958	2002	2022	2004	2028	2036	2052	2058	2106	2122	2109	2128	2136	2152	2158			

Late night and weekend trains may be altered due to engineering works.  
Please check at [southwesternrailway.com](http://southwesternrailway.com) before travelling.

For guide to notes and symbols see end of timetable.





## SUNDAY

## Basingstoke and Alton to Woking and London Waterloo (Suburban Services)

Notes		B	□	□		B	□	□		□	□		B	□	□		□	□		B	□	□		□	□	□			
<b>Basingstoke</b>	d		1216				1316			1350				1416			1450				B	1516			1544	1550			
Hook	d		1223				1323							1423								1523							
Winchfield	d		1227				1327							1427								1527							
Fleet	d		1232				1332			1402				1432			1502					1532			1602				
Farnborough	d		1238				1338			1408				1438			1508					1538		1558	1608				
<b>Alton</b>	d			1215				1315						1415			1445					1515					1545		
Bentley	d			1222				1322						1422								1522							
Farnham	a			1227				1327						1427			1455					1527					1555		
Farnham	d			1230				1330						1430			1500					1530					1600		
<b>Aldershot</b>	d			1236				1336						1436			1506					1536					1606		
Ash Vale	d			1241				1341						1441			1511					1541					1611		
Brookwood	d		1245	1248			1345	1348		1415	1418			1445	1448		1515	1518				1545	1548		1615	1618			
Guildford	d	1224	1235k			1257	1324	1335k		1357	1405k		1424	1435k			1457	1505k		1524	1535k			1557		1605k	1624		
Worplesdon	d	1230					1330					1430							1530					1557		1605k	1630		
<b>Woking</b>	a	1234		1250	1254	1305	1334		1350	1354	1405	1420	1424	1434		1450	1454	1505	1520	1524	1534		1550	1554	1605	1608	1620	1624	1634
<b>Woking</b>	d	1236	1252	1258		1306	1336	1352	1358		1406	1428		1436	1452	1458		1506	1528		1536	1552	1558		1606	1609	1628		1636
West Byfleet	d	1240	1256			1310	1340	1356		1410		1440	1456		1510			1510			1540	1556			1610			1640	
Byfleet & New Haw	d	1243	1300a			1313	1343	1400a		1413		1443	1500a		1513			1513			1543	1600a			1613			1643	
Weybridge	d	1246				1316	1346			1416	1434	1446		1516	1534	1546					1546				1616		1634	1646	
Walton-on-Thames	d	1250				1320	1350			1420	1438	1450		1520	1538	1550					1550				1620		1638	1650	
Hersham	d	1252				1322	1352			1422		1452		1522		1552					1552				1622			1652	
Esher	d	1255				1325	1355			1425		1455		1525		1555					1555				1625			1655	
<b>Surbiton</b>	a	1259		1309	1329	1359		1409	1429	1445	1459		1509	1529	1545	1559					1609	1629			1645	1659			
Wimbledon	a	1307		1317	1337	1407		1417	1437	1452	1507		1517	1537	1552	1607					1617	1637			1652	1707			
Earlsfield	a	1311			1341	1411			1441		1511			1541		1611					1641				1658	1711			
Clapham Junction	a	1314		1323	1345	1415		1423	1445	1458	1515		1523	1545	1558	1615					1623	1645	1628		1658	1715			
Vauxhall	a	1320			1350	1420			1450		1520			1550		1620					1650				1650	1720			
<b>London Waterloo</b>	a	1325		1334	1355	1425		1434	1455	1509	1525		1534	1555	1609	1625					1634	1655	1639		1709	1725			

Late night and weekend trains may be altered due to engineering works.  
Please check at [southwesternrailway.com](http://southwesternrailway.com) before travelling.

For guide to notes and symbols see end of timetable.

## SUNDAY

## Basingstoke and Alton to Woking and London Waterloo (Suburban Services)

Notes	B	□	□	□	□	□	□	B	□	□	□	□	□	□	B	□	□	□	□	□	□	B	□	□	□			
<b>Basingstoke</b>	d	1616			1644	1650			1716			1744	1750			1816			1844	1850			1916					
Hook	d	1623							1723							1823							1923					
Winchfield	d	1627							1727							1827							1927					
Fleet	d	1632				1702			1732				1802			1832				1902			1932					
Farnborough	d	1638			1658	1708			1738			1758	1808			1838			1858	1908			1938					
<b>Alton</b>	d			1615						1715				1745			1815					1845			1915			
Bentley	d			1622						1722							1822								1922			
Farnham	a			1627			1655			1727			1755				1827				1855				1927			
Farnham	d			1630			1700			1730			1800				1830				1900				1930			
<b>Aldershot</b>	d			1636			1706			1736			1806				1836				1906				1936			
Ash Vale	d			1641			1711			1741			1811				1841				1911				1941			
Brookwood	d		1645	1648			1715	1718			1745	1748				1845	1848			1915	1918			1945	1948			
Guildford	d	1635k			1657		1705k	1724	1735k			1757		1805k	1824	1835k		1857		1905k	1924	1935k			1957			
Worplesdon	d							1730							1830							1930						
<b>Woking</b>	a		1650	1654	1705	1708	1720	1724	1734		1750	1754	1805	1808	1820	1824	1834		1850	1854	1905	1908	1920	1924	1934	1950	1954	2005
<b>Woking</b>	d	1652	1658		1706	1709	1728	1736	1752	1758	1806	1809	1828	1836	1852	1858		1906	1909	1928		1936	1952	1958		2006		
West Byfleet	d	1656			1710			1740	1756		1810			1840	1856			1910			1928	1940	1956			2010		
Byfleet & New Haw	d	1700a			1713			1743	1800a		1813			1843	1900a			1913			1928	1943	2000a			2013		
Weybridge	d				1716		1734	1746			1816		1834	1846				1916			1934	1946				2016		
Walton-on-Thames	d				1720		1738	1750			1820		1838	1850				1920			1938	1950				2020		
Hersham	d				1722			1752			1822			1852				1922				1952				2022		
Esher	d				1725			1755			1825			1855				1925				1955				2025		
<b>Surbiton</b>	a		1709	1729			1745	1759			1809	1829		1845	1859		1909	1929			1945	1959			2009	2029		
Wimbledon	a		1717	1737			1752	1807			1817	1837		1853	1907		1917	1937			1953	2007			2017	2037		
Earlsfield	a			1741				1811			1841			1911				1941				2011				2041		
Clapham Junction	a		1723	1745	1728		1758	1815			1823	1845	1829	1859	1915		1923	1945	1928		1959	2015			2023	2045		
Vauxhall	a			1750				1820			1850			1920				1950				2020				2050		
<b>London Waterloo</b>	a		1734	1755	1739		1809	1825			1834	1855	1839	1910	1925		1934	1955	1939		2010	2025			2034	2055		

Late night and weekend trains may be altered due to engineering works.  
Please check at [southwesternrailway.com](http://southwesternrailway.com) before travelling.

For guide to notes and symbols see end of timetable.

**SUNDAY**
**Basingstoke and Alton to Woking and London Waterloo (Suburban Services)**

<b>Notes</b>					<b>B</b>							<b>B</b>							<b>B</b>										
<b>Basingstoke</b>	d	1944	1950			2016			2044	2050			2116			2144	2150			2216			2244		2316				
Hook	d					2023							2123							2223				2323					
Winchfield	d					2027							2127							2227				2327					
Fleet	d		2002			2032				2102			2132				2202			2232				2332					
Farnborough	d	1958	2008			2038			2058	2108			2138			2158	2208			2238			2258		2338				
<b>Alton</b>	d			1945			2015				2045			2115			2145				2215			2245		2315			
Bentley	d						2022							2122							2222				2322				
Farnham	a			1955			2027				2055			2127			2155				2227			2255	2327				
Farnham	d			2000			2030				2100			2130			2200				2230			2300	2332				
<b>Aldershot</b>	d			2006			2036				2106			2136			2206				2236			2306	2339				
Ash Vale	d			2011			2041				2111			2141			2211				2241			2311	2343				
Brookwood	d		2015	2018			2045	2048			2115	2118			2145	2148			2215	2218			2245	2248		2318	2345	2350	
Guildford	d			2005k	2024	2035k			2057			2105k	2125	2135k			2157			2205k	2224	2235k		2257		2305k			
Worplesdon	d				2030							2131					2157			2205k	2224	2235k		2257		2305k			
<b>Woking</b>	a	2008	2020	2024	2034		2050	2054	2105	2108	2120	2124	2135		2150	2154	2205	2208	2220	2224	2234		2250	2254	2305	2308	2323	2350	2356
<b>Woking</b>	d	2009	2028		2036	2052	2058		2106	2109	2128		2136	2152	2158		2206	2209	2228		2236	2252	2258	2306	2309	2328			
West Byfleet	d				2040	2056			2110				2140	2156		2210			2228		2240	2256	2258	2310	2309	2328			
Byfleet & New Haw	d				2043	2100a			2113				2143	2200a		2213			2228		2243	2300a	2258	2313	2309	2328			
Weybridge	d		2034		2046				2116		2134		2146			2216		2234	2246		2246		2258	2316	2334	2338			
Walton-on-Thames	d		2038		2050				2120		2138		2150			2220		2238	2250		2250		2258	2320	2338				
Hersham	d				2052				2122				2152			2222			2252		2252		2258	2322					
Esher	d				2055				2125				2155			2225			2255		2255		2258	2325					
<b>Surbiton</b>	a		2045	2059		2109	2129		2145	2159			2209	2229		2245	2259			2309	2329			2344					
Wimbledon	a		2053	2107		2117	2137		2153	2207			2217	2237		2253	2307			2317	2337			2353					
Earlsfield	a			2111			2141		2159	2211			2241	2261		2277	2311			2341	2361			2381					
Clapham Junction	a	2028	2059	2115		2123	2145	2128	2159	2215			2223	2245	2229	2259	2315			2323	2345	2328	0001						
Vauxhall	a			2120			2150		2159	2220			2250	2270		2320	2350			2350	2380			2410					
<b>London Waterloo</b>	a	2039	2110	2125		2134	2155	2139	2210	2225			2234	2255	2238	2310	2325			2334	2355	2339	0011						

Late night and weekend trains may be altered due to engineering works.  
Please check at [southwesternrailway.com](http://southwesternrailway.com) before travelling.

For guide to notes and symbols see end of timetable.





## MONDAY TO FRIDAY

## London Waterloo and Woking to Alton and Basingstoke (Suburban Services)

Notes																													
<b>London Waterloo</b>	d	0505	0518		0520			0550		0620	0642	0653	0650	0712	0720	0717	0742	0753	0808	0750	0812	0824	0820	0842	0853	0909	0850	0912	0924
Vauxhall	d	0509			0524			0554		0624			0654			0721				0754		0824	0824				0854		
Clapham Junction	d	0514	0525u		0529			0559		0629	0649u	0700u	0659	0720u	0727u	0726		0800u		0759	0819u		0829		0900u		0859	0919u	0931u
Earlsfield	d				0532			0602		0632			0702			0729				0802		0832					0902		
Wimbledon	d	0521	0532		0536			0606		0636			0706			0733				0806		0836					0906		
<b>Surbiton</b>	d	0528	0539		0544			0614		0644	0700	0711	0714	0730	0738	0741	0759	0811		0814	0830	0840	0844	0900	0911		0914	0930	0942
Esher	d				0548			0618		0648			0718			0746				0818			0848				0918		
Hersham	d				0551			0621		0652			0721			0749				0821			0851				0921		
Walton-on-Thames	d	0535			0554			0624		0654	0707		0724	0737		0752	0806			0824	0837		0854	0907			0924	0937	
Weybridge	d	0539			0557			0627		0658	0711		0727	0741		0757	0810			0827	0841		0857	0911			0927	0941	
Byfleet & New Haw	d				0600			0630		0701			0730			0800				0830			0900				0930		
West Byfleet	d	0543			0603			0633		0704		0721	0733		0751	0803		0821		0833		0851	0903		0921		0933		0952
<b>Woking</b>	a	0548	0551		0608			0638		0709	0719	0726	0737	0748	0759	0808	0817	0829	0833	0837	0848	0858	0908	0918	0929	0933	0938	0948	0959
<b>Woking</b>	d	0552	0553	0602		0620	0630		0700		0720	0730	0739	0750	0800		0819	0830	0834	0839	0849	0900		0919	0930	0934		0949	1000
Worplesdon	a				0621k			0648k					0748k			0817k						0917k							
Guildford	a	0559			0627k			0654k			0732k		0747	0802k		0824k	0833k			0850	0903k		0923k	0932k				1002k	
Brookwood	d			0608		0626	0636		0706		0726	0736		0756	0806		0825	0836			0855	0906		0925	0936		0955	1006	
Ash Vale	d			0616			0645		0717			0744			0814			0844				0914			0944				1014
<b>Aldershot</b>	d			0621		0651	0723		0750			0820			0850					0920			0950					1020	
Farnham	a			0626		0656	0728		0755			0825			0855					0925			0955					1025	
Farnham	d			0627		0657	0729		0756			0826			0856					0926			0956					1026	
Bentley	d			0633		0703	0735		0802			0832			0902								1002					1037	
<b>Alton</b>	a			0640		0710	0742		0809			0839			0909					0937			1009					1037	
Farnborough	d		0603			0634				0734				0804			0833		0844		0903			0933		0944		1003	
Fleet	d		0609			0639				0739				0809			0838		0850		0908			0938		0950		1008	
Winchfield	d					0645				0745				0815			0844			0914			0944				1014		
Hook	d					0649				0749				0819			0848			0918			0948				1018		
<b>Basingstoke</b>	a		0620			0658				0758				0826			0858		0902		0928			0958		1002		1028	

Late night and weekend trains may be altered due to engineering works.  
Please check at [southwesternrailway.com](http://southwesternrailway.com) before travelling.

For guide to notes and symbols see end of timetable.

## MONDAY TO FRIDAY

## London Waterloo and Woking to Alton and Basingstoke (Suburban Services)

	Notes																												
<b>London Waterloo</b>	d	0920	0942	0953	1009	0950	1012	1023	1020	1042	1053	1109	1050	1112	1123	1120	1142	1153	1209	1150	1212	1223	1220	1242	1253	1309	1250	1312	1323
Vauxhall	d	0924				0954			1024				1054		1124				1154			1224	1242	1253	1309	1254	1312	1323	
Clapham Junction	d	0929		1000u		0959	1019u	1030u	1029		1100u		1059	1119u	1130u	1129		1200u		1159	1219u	1230u	1229		1300u		1259	1319u	1330u
Earlsfield	d	0932				1002			1032				1102		1132					1202			1232				1302		
Wimbledon	d	0936				1006			1036				1106		1136					1206			1236				1306		
<b>Surbiton</b>	d	0944	1000	1011		1014	1030	1041	1044	1100	1111		1114	1130	1141	1144	1201	1211		1214	1230	1241	1244	1300	1311		1314	1330	1341
Esher	d	0948				1018			1048				1118		1148					1218			1248				1318		
Hersham	d	0951				1021			1051				1121		1151					1221			1251				1321		
Walton-on-Thames	d	0954	1007			1024	1037		1054	1107			1124	1137	1154	1208				1224	1237		1254	1307		1324	1337		
Weybridge	d	0957	1011			1027	1041		1057	1111			1127	1141	1157	1212				1227	1241		1257	1311		1327	1341		
Byfleet & New Haw	d	1000				1030			1100				1130		1200					1230			1300				1330		
West Byfleet	d	1003		1021		1033		1051	1103		1121		1133		1151	1203		1221		1233		1251	1303		1321		1333		1351
<b>Woking</b>	a	1008	1018	1029	1033	1039	1048	1059	1108	1118	1129	1133	1138	1148	1159	1208	1218	1229	1233	1238	1248	1259	1308	1318	1329	1333	1338	1348	1359
<b>Woking</b>	d		1019	1030	1034		1049	1100		1119	1130	1134		1149	1200		1219	1230	1234		1249	1300		1319	1330	1334		1349	1400
Worplesdon	a	1018k						1118k							1218k							1318k							
Guildford	a	1024k	1032k				1102k		1124k	1132k				1202k		1224k	1232k				1302k		1324k	1332k				1402k	
Brookwood	d		1025	1036			1055	1106		1125	1136			1155	1206		1225	1236			1255	1306		1325	1336		1355	1406	
Ash Vale	d			1044				1114						1214			1244					1314			1344			1414	
<b>Aldershot</b>	d			1050				1120					1150		1220		1250					1320			1350			1420	
Farnham	a			1055				1125					1155		1225		1255					1325			1355			1425	
Farnham	d			1056				1126					1156		1226		1256					1326			1356			1426	
Bentley	d			1102									1202				1302								1402				
<b>Alton</b>	a			1109				1137					1209				1309					1337			1409			1437	
Farnborough	d		1033		1044		1103			1133		1144		1203			1233		1244		1303			1333		1344		1403	
Fleet	d		1038		1050		1108			1138		1150		1208			1238		1250		1308			1338		1350		1408	
Winchfield	d		1044				1114			1144				1214			1244				1314			1344			1414		
Hook	d		1048				1118			1148				1218			1248				1318			1348			1418		
<b>Basingstoke</b>	a		1058		1102		1128			1158		1202		1228			1258		1302		1328			1358		1402		1428	

Late night and weekend trains may be altered due to engineering works.  
Please check at [southwesternrailway.com](http://southwesternrailway.com) before travelling.

For guide to notes and symbols see end of timetable.

## MONDAY TO FRIDAY

## London Waterloo and Woking to Alton and Basingstoke (Suburban Services)

Notes																					★		★	★	★	★	★	★	
<b>London Waterloo</b>	d	1320	1342	1353	1409	1350	1412	1423	1420	1442	1453	1509	1450	1512	1523	1520	1542	1553	1609	1550	1612	1625	1620	1642	1655	1709	1650	1720	1702
Vauxhall	d	1324				1354			1424				1454			1524				1554			1624				1654		
Clapham Junction	d	1329		1400u		1359	1419u	1430u	1429		1500u		1459	1519u	1530u	1529		1600u		1559	1619u		1629		1702u		1659		
Earlsfield	d	1332				1402			1432				1502			1532				1602			1632				1702		
Wimbledon	d	1336				1406			1436				1506			1536				1606			1636				1706		
<b>Surbiton</b>	d	1344	1400	1411		1414	1430	1441	1444	1500	1511		1514	1530	1541	1544	1600	1611		1615	1630	1641	1645	1700			1715		1720
Esher	d	1348				1418			1448				1518			1548				1619			1649				1719		1724
Hersham	d	1351				1421			1451				1521			1551				1622			1652				1722		1728
Walton-on-Thames	d	1354	1407			1424	1437		1454	1507			1524	1537		1554	1607			1625	1637		1655	1707			1725		1732
Weybridge	d	1357	1411			1427	1441		1457	1511			1527	1541		1557	1611			1629	1641		1658	1711			1729		1736
Byfleet & New Haw	d	1400				1430			1500				1530			1600				1632			1701				1732		1739
West Byfleet	d	1403		1421		1433		1451	1503		1521		1533		1551	1603		1621		1635		1651	1704		1721		1735		1743
<b>Woking</b>	a	1408	1418	1428	1433	1438	1448	1459	1508	1518	1529	1533	1538	1548	1559	1608	1618	1629	1633	1640	1651	1655	1711	1720	1729	1732	1742	1744	1748
<b>Woking</b>	d		1419	1430	1434		1449	1500		1519	1530	1534		1549	1600		1619	1630	1634		1652	1700		1721	1730	1734		1745	1749
Worplesdon	a	1419k							1518k							1617k						1718k							
Guildford	a	1425k	1432k				1502k		1524k	1532k				1602k		1623k	1633k			1702k		1724k		1733k					1759
Brookwood	d		1425	1436			1455	1506		1525	1536			1555	1606		1625	1636			1657	1706		1727	1736			1751	
Ash Vale	d			1444				1514					1544			1614			1644			1714				1744			
<b>Aldershot</b>	d			1450				1520					1550			1620			1650			1720				1750			
Farnham	a			1455				1525					1555			1625			1655			1725				1755			
Farnham	d			1456				1526					1556			1626			1656			1726				1756			
Bentley	d			1506									1602						1702			1732				1802			
<b>Alton</b>	a			1513				1537					1609			1637			1709			1741				1811			
Farnborough	d		1433		1444		1503			1533		1544		1603			1633		1644		1705			1734		1744		1758	
Fleet	d		1438		1450		1508			1538		1550		1608			1638		1650		1710			1740		1750		1804	
Winchfield	d		1444				1514			1544				1614			1644			1716			1745				1809		
Hook	d		1448				1518			1548				1618			1648			1720			1750				1814		
<b>Basingstoke</b>	a		1458		1502		1528			1558		1602		1626			1658		1702		1728			1800		1802		1821	

Late night and weekend trains may be altered due to engineering works.  
Please check at [southwesternrailway.com](http://southwesternrailway.com) before travelling.

★ Passengers travelling with cycles may not join or leave services at stations with train times shown in blue.  
For guide to notes and symbols see end of timetable.



## MONDAY TO FRIDAY

## London Waterloo and Woking to Alton and Basingstoke (Suburban Services)

Notes								FO	FX				FO	FX	FO	FX	FO	FO	B	SO	SX	SX	SO	SO	SO	SO			
<b>London Waterloo</b>	d	2142	2208	2150	2223	2220	2242	2253	2250	2250	2312	2323	2335	2320	2320	2342	2348	2356	2350		0014	0009	0033	0020	0040	0037	0105		
Vauxhall	d			2154	2224	2224			2254	2254			2324	2324				2354			0013	0037	0024	0044	0041	0109			
Clapham Junction	d	2149u	2215u	2159	2230u	2229	2249u	2300u	2259	2259	2319u	2330u	2344u	2329	2329	2350u	2355u	0003u	2359		0021u	0018	0044	0031	0049	0046	0115		
Earsfield	d			2202	2232				2302	2302				2332	2332				0002			0021		0034					
Wimbledon	d			2206	2236				2306	2306				2336	2336				0006			0025		0038		0056			
<b>Surbiton</b>	d	2200		2214	2241	2244	2300	2311	2314	2314	2338	2341		2344	2344	0001	0006	0014	0016		0032	0033		0046					
Esher	d			2218		2248			2318	2318				2348	2348				0020			0037s		0050s					
Hersham	d			2221		2251			2321	2321				2351	2351				0023			0040s		0053s					
Walton-on-Thames	d	2207		2224		2254	2307		2324	2324	2345			2354	2354	0008	0013		0026		0039	0043s		0055s					
Weybridge	d	2211		2227		2257	2311		2327	2327	2349			2357	2357	0012	0019		0029		0043	0046s		0059s					
Byfleet & New Haw	d			2230		2300			2330	2330				2359	2359				0032	0038		0049s		0102s					
West Byfleet	d			2233	2251	2303		2321	2333	2333		2356		0003	0003		0023	0024	0035	0041		0052s		0105s		0119s			
<b>Woking</b>	a	2218	2234	2238	2259	2308	2318	2329	2338	2341	2355	0001	0003	0007	0010	0019	0028	0028	0040	0049	0050	0058	0104	0110	0113	0124	0141		
<b>Woking</b>	d	2219	2235		2300		2319	2332			2358	0004	0004			0020	0029	0030		0054		0106		0116		0142			
Worplesdon	a						2332k																						
Guildford	a	2233k		2304k			2338k				0008k												0114		0123				
Brookwood	d	2225			2306		2325	2337			0003	0009				0026	0035	0036			0059								
Ash Vale	d				2314				2345			0017						0044											
<b>Aldershot</b>	d				2320				2350			0022						0049											
Farnham	a				2325				2356			0028						0054											
Farnham	d				2326				2356			0028						0055											
Bentley	d				2332				0003			0035						0102											
<b>Alton</b>	a				2339				0010			0042						0109											
Farnborough	d	2233	2245				2333				0011		0015			0034	0043				0107						0151s		
Fleet	d	2238	2251				2338				0016		0020			0039	0048				0112						0157s		
Winchfield	d	2244					2344				0022					0044s	0053s				0117s								
Hook	d	2248					2348				0026					0049s	0058s				0122s								
<b>Basingstoke</b>	a	2258	2303				2355				0033		0034			0058	0107				0131						0209		

Late night and weekend trains may be altered due to engineering works.  
Please check at [southwesternrailway.com](http://southwesternrailway.com) before travelling.

For guide to all other notes and symbols see end of timetable.

Notes																												
<b>London Waterloo</b>	d	0521		0520		0550		0603	0642		0650	0712	0724	0720	0742	0754	0809	0750	0812	0824	0820	0842	0854	0909	0850	0912	0924	0920
Vauxhall	d			0524		0554		0607			0654		0724	0724				0754		0824	0824				0854	0912	0924	0924
Clapham Junction	d	0528u		0529		0559		0612	0649u		0659	0720u	0731u	0729		0801u		0759	0819u	0831u	0829		0901u		0859	0919u	0931u	0929
Earlsfield	d			0532		0602		0615			0702			0732				0802			0832				0902			0932
Wimbledon	d	0534		0536		0606		0619			0706			0736				0806			0836				0906			0936
<b>Surbiton</b>	d	0542		0544		0614		0634	0700		0715	0731	0742	0745	0800	0812		0815	0830	0842	0845	0900	0912		0915	0930	0942	0945
Esher	d			0548		0618		0638			0719			0749				0819			0849				0919			0949
Hersham	d			0551		0621		0641			0722			0752				0822			0852				0922			0952
Walton-on-Thames	d			0554		0624		0644	0707		0724	0738		0754	0807			0824	0837		0854	0907			0924	0937		0954
Weybridge	d			0557		0627		0648	0711		0728	0742		0758	0811			0828	0841		0858	0911			0928	0941		0958
Byfleet & New Haw	d			0600		0630		0650			0730			0800				0830			0900				0930			1000
West Byfleet	d			0603		0633		0653			0733		0752	0803		0822		0833		0852	0903		0922		0933		0952	1003
<b>Woking</b>	a	0553		0608		0637		0658	0718		0738	0748	0759	0808	0818	0829	0833	0838	0848	0859	0908	0918	0929	0933	0938	0948	0959	1008
<b>Woking</b>	d	0554	0601		0620	0630	0638	0657		0719	0730		0750	0800		0819	0830	0834		0849	0900		0919	0930	0934		0949	1000
Worplesdon	a			0617k				0717k					0817k							0917k								1018k
Guildford	a			0623k		0646		0723k				0802k		0823k	0832k					0902k	0923k		0932k			1002k		1024k
Brookwood	d		0607		0626	0636		0703		0725	0736		0756	0806		0825	0836			0855	0906		0925	0936		0955	1006	
Ash Vale	d		0615			0644		0711			0744			0814			0844			0914								1014
<b>Aldershot</b>	d		0620			0650		0720			0750			0820			0850			0920								1020
Farnham	a		0626			0655		0725			0755			0825			0855			0925								1025
Farnham	d		0626			0656		0726			0756			0826			0856			0926								1026
Bentley	d		0633			0702		0732			0802			0832			0902											1002
<b>Alton</b>	a		0640			0709		0739			0809			0839			0909			0937								1037
Farnborough	d	0605			0634				0733					0803			0833		0844		0903			0933		0944		1003
Fleet	d	0610			0639				0738					0809			0838		0850		0908			0938		0950		1008
Winchfield	d				0645				0744					0814			0844			0914			0944					1014
Hook	d				0649				0748					0819			0848			0918			0948					1018
<b>Basingstoke</b>	a	0622			0658				0758					0828			0858		0902		0928			0958		1002		1028

Late night and weekend trains may be altered due to engineering works.  
Please check at [southwesternrailway.com](http://southwesternrailway.com) before travelling.

For guide to notes and symbols see end of timetable.







## SATURDAY

## London Waterloo and Woking to Alton and Basingstoke (Suburban Services)

Notes																			B								
<b>London Waterloo</b>	d	2142	2154	2209	2150	2212	2224	2220	2242	2254	2250	2312	2324	2335	2320	2342	2355	0010	2350								
Vauxhall	d				2154			2224			2254			2324				2354									
Clapham Junction	d		2201u		2159	2219u	2231u	2229	2249u	2301u	2259	2319u	2331u	2342u	2329	2349u	0002u	0017u	2359			0021u	0029	0051	0049	0115	
Earlsfield	d				2202			2232			2302			2332				0002									
Wimbledon	d				2206			2236			2306			2336				0006									
<b>Surbiton</b>	d	2200	2212		2215	2230	2242	2245	2300	2312	2314	2338	2342			0001	0013	0023u	0006			0033	0036		0058		
Esher	d				2219			2249			2318				2348			0019									
Hersham	d				2222			2252			2321				2351			0022									
Walton-on-Thames	d	2207			2224	2237		2254	2307		2324	2345			2354	0008		0025			0040						
Weybridge	d	2211			2228	2241		2258	2311		2327	2349			2357	0012		0028			0044						
Byfleet & New Haw	d				2230			2300			2330				2359			0031									
West Byfleet	d		2222		2233		2252	2303		2322	2333		2355		0003		0022	0034		0038	0041						
<b>Woking</b>	a	2218	2229	2233	2238	2248	2259	2308	2318	2329	2338	2356	2359	0001	0007	0018	0027	0039	0042		0049	0052	0108	0115	0126	0148	
<b>Woking</b>	d	2219	2231	2234	2239	2249	2300		2319	2330		2357	0003	0003		0019	0028	0040		0044		0053		0116		0149	
Worplesdon	a							2317k																			
Guildford	a	2232k			2246	2303k		2323k	2334k		2352k				0018k						0104k			0123			
Brookwood	d	2225	2237			2255	2306		2325	2337					0003	0008											
Ash Vale	d		2245				2314				2345				0016			0042									
<b>Aldershot</b>	d		2251				2319				2353				0021			0047									
Farnham	a		2256				2325				2358				0027			0052									
Farnham	d		2257				2325				2359				0027			0053									
Bentley	d		2303				2332				0005				0034			0100									
<b>Alton</b>	a		2310				2339				0012				0041			0107									
Farnborough	d	2233		2244		2303			2333						0010		0014									0158s	
Fleet	d	2238		2250		2308			2338						0016		0020									0204s	
Winchfield	d	2244				2314			2344						0021			0043s									
Hook	d	2248				2318			2348						0026			0048s									
<b>Basingstoke</b>	a	2258		2302		2325			2355						0033		0033										0216

Late night and weekend trains may be altered due to engineering works.  
Please check at [southwesternrailway.com](http://southwesternrailway.com) before travelling.

For guide to notes and symbols see end of timetable.

## SUNDAY

## London Waterloo and Woking to Alton and Basingstoke (Suburban Services)

Notes				B		D		C		D		B		D		B		D		B		D												
<b>London Waterloo</b>	d			0710		0740		0807		0810		0840		0905		0910		0940		1007		1010		1040		1107		1110		1140		1207		1210
Vauxhall	d			0714		0744		0814		0844		0914		0944		1014		1044		1104		1114		1144		1114		1144		1214		1214		
Clapham Junction	d			0719		0749		0815		0819		0849		0915		0919		0949		1015		1019		1049		1115		1119		1149		1215		1219
Earlsfield	d			0722		0752		0822		0822		0852		0922		0922		0952		1022		1022		1053		1123		1123		1153		1223		
Wimbledon	d			0726		0756		0822		0826		0856		0922		0926		0956		1022		1026		1057		1122		1127		1157		1222		1227
<b>Surbiton</b>	d			0735		0805		0830		0835		0905		0930		0935		1005		1030		1035		1105		1130		1135		1205		1230		1235
Esher	d			0739		0809		0839		0909		0939		1009		1039		1109		1139		1139		1209		1239		1239		1299		1299		
Hersham	d			0742		0812		0842		0912		0942		1012		1042		1112		1142		1142		1212		1242		1242		1312		1312		
Walton-on-Thames	d			0745		0815		0845		0915		0945		1015		1045		1115		1145		1145		1215		1245		1245		1315		1315		
Weybridge	d			0749		0819		0849		0919		0949		1019		1049		1119		1149		1149		1219		1249		1249		1319		1319		
Byfleet & New Haw	d			0751	0802	0821		0851	0902	0921		0951	1002	1021		1051	1102	1121		1151	1202	1221		1251		1281		1351		1351				
West Byfleet	d			0754	0805	0824		0854	0905	0924		0954	1005	1024		1054	1105	1124		1154	1205	1224		1254		1284		1354		1354				
<b>Woking</b>	a			0759	0811	0829		0842	0859	0911	0929		0942	0959	1011	1029		1042	1059	1111	1129		1142	1159	1211	1229		1242	1259	1309	1329			
<b>Woking</b>	d	0746	0749	0805		0835	0846	0849	0905		0936	0946	0949	1005		1036	1046	1049	1105		1135	1146	1149	1205		1235	1246	1249	1300	1300				
Worplesdon	a			0814	0840k	0846	0904k	0914	0940k	0946	1010k	1014	1040k	1046	1110k	1114	1140k	1146	1210k	1214	1240k	1246	1304k	1309	1309	1309	1309	1309	1309	1309	1309			
Guildford	a			0814	0840k	0846	0904k	0914	0940k	0946	1010k	1014	1040k	1046	1110k	1114	1140k	1146	1210k	1214	1240k	1246	1304k	1309	1309	1309	1309	1309	1309	1309	1309			
Brookwood	d	0751	0755			0851	0855				0951	0955				1051	1055				1151	1155						1251	1255					
Ash Vale	d		0803			0903					1003				1103						1203							1303						
<b>Aldershot</b>	d		0808			0908					1008				1108						1208							1308						
Farnham	a		0813			0913					1013				1113						1213							1313						
Farnham	d		0814			0914					1014				1114						1214							1314						
Bentley	d		0823			0923					1023				1123						1223							1323						
<b>Alton</b>	a		0830			0930					1030				1130						1230							1330						
Farnborough	d	0759				0859					0959				1059						1159							1259						
Fleet	d	0804				0904					1004				1104						1204							1304						
Winchfield	d	0810				0910					1010				1110						1210							1310						
Hook	d	0814				0914					1014				1114						1214							1314						
<b>Basingstoke</b>	a	0821				0921					1021				1121						1221							1321						

Late night and weekend trains may be altered due to engineering works.  
Please check at [southwesternrailway.com](http://southwesternrailway.com) before travelling.

For guide to notes and symbols see end of timetable.

## SUNDAY

## London Waterloo and Woking to Alton and Basingstoke (Suburban Services)

Notes	B		D		B		D		B		D		B	D		D		B	D						
<b>London Waterloo</b>	d		1240	1307	1310	1340	1407	1410	1440	1507	1510		1550	1537	1540	1607	1610	1650	1637	1640					
Vauxhall	d		1244		1314	1344	1414	1444	1507	1514				1544	1607	1614		1650	1637	1644					
Clapham Junction	d		1249	1315	1319	1349	1415	1419	1449	1515	1519		1558u	1546	1549	1616	1619	1658u	1646	1649					
Earlsfield	d		1252		1322	1352	1422	1422	1452	1522	1522				1552	1622	1622			1652					
Wimbledon	d		1256	1322	1326	1356	1422	1426	1456	1522	1526			1553	1556	1622	1626			1653					
<b>Surbiton</b>	d		1305	1330	1335	1405	1430	1435	1504	1530	1535			1602	1605	1630	1635			1702					
Esher	d		1309		1339	1409		1439		1509	1539				1609		1639			1709					
Hersham	d		1312		1342	1412		1442		1512	1542				1612		1642			1712					
Walton-on-Thames	d		1315		1345	1415		1445		1515	1545			1609	1615		1645			1709					
Weybridge	d		1319		1349	1419		1449		1519	1549			1613	1619		1649			1713					
Byfleet & New Haw	d	1302	1321		1351	1402	1421		1451	1502	1521		1602		1621		1651	1702		1721					
West Byfleet	d	1305	1324		1354	1405	1424		1454	1505	1524		1605		1624		1654	1705		1724					
<b>Woking</b>	a	1311	1329	1342	1359	1411	1429	1442	1459	1511	1529	1542	1559	1611	1619	1619	1629	1642	1659	1711	1719	1719			
<b>Woking</b>	d		1335	1346	1349	1400	1435	1446	1449	1500	1535	1546	1549	1600	1621	1623	1626	1635	1646	1649	1700	1721	1723	1726	1735
Worplesdon	a		1339		1400	1439		1500		1539				1600			1639			1700				1739	
Guildford	a	1340k	1346	1404k	1409	1440k	1446	1504k	1509	1540k	1546	1604k	1609			1640k	1646	1704k	1709				1740k	1746	
Brookwood	d		1351	1355			1451	1455			1551	1555			1628	1632		1651	1655			1728	1732		
Ash Vale	d			1403				1503				1603				1641			1703					1741	
<b>Aldershot</b>	d			1408				1508				1608				1646			1708					1746	
Farnham	a			1413				1513				1613				1651			1713					1751	
Farnham	d			1414				1514				1614				1655			1714					1755	
Bentley	d			1423				1523				1623				1706			1723					1806	
<b>Alton</b>	a			1430				1530				1630							1730						
Farnborough	d		1359				1459				1559			1632	1636			1659			1732	1736			
Fleet	d		1404				1504				1604				1642			1704				1742			
Winchfield	d		1410				1510				1610							1710							
Hook	d		1414				1514				1614							1714							
<b>Basingstoke</b>	a		1421				1521				1621			1645	1654			1721			1745	1754			

Late night and weekend trains may be altered due to engineering works.  
Please check at [southwesternrailway.com](http://southwesternrailway.com) before travelling.

For guide to notes and symbols see end of timetable.

## SUNDAY

## London Waterloo and Woking to Alton and Basingstoke (Suburban Services)

Notes	D		B	D	D	D		B	D	D		D		B	D		D		B							
<b>London Waterloo</b>	d	1707	1710		1750	1737	1740		1807	1810		1850	1837	1840	1907	1910		1950	1937	1940	2007	2010				
Vauxhall	d		1714				1744			1814			1844		1914			1944		1944	2014	2014				
Clapham Junction	d	1716	1719		1758u	1746	1749		1816	1819		1858u	1846	1849	1916	1919		1958u	1946	1949	2016	2019				
Earlsfield	d		1722				1752			1822			1852		1922				1952		1952	2022	2022			
Wimbledon	d	1722	1726			1753	1756		1822	1826			1853	1856	1922	1926			1953	1956	2022	2026				
<b>Surbiton</b>	d	1730	1735			1802	1805		1830	1835			1902	1905	1930	1935			2002	2005	2030	2035				
Esher	d		1739				1809			1839				1909		1939				2009		2039				
Hersham	d		1742				1812			1842				1912		1942				2012		2042				
Walton-on-Thames	d		1745			1809	1815			1845			1909	1915		1945			2009	2015		2045				
Weybridge	d		1749			1813	1819			1849			1913	1919		1949			2013	2019		2049				
Byfleet & New Haw	d		1751	1802			1821			1851	1902			1921		1951	2002			2021		2051	2102			
West Byfleet	d		1754	1805			1824			1854	1905			1924		1954	2005			2024		2054	2105			
<b>Woking</b>	a	1742	1759	1815	1819	1819	1829		1842	1859	1915	1919	1919	1929	1942	1959	2015	2019	2019	2029	2042	2059	2115			
<b>Woking</b>	d	1746	1749		1821	1823	1826	1835	1846	1849	1900		1921	1923	1926	1935	1946	1949	2000	2021	2023	2026	2035	2046	2049	2100
Worplesdon	a						1839								1939								2039			
Guildford	a	1804k	1810			1840k	1846		1904k	1910				1946	2004k	2010				2040k	2046	2104k	2109			
Brookwood	d	1751	1755			1828	1832		1851	1855			1928	1932		1951	1955				2028	2032		2051	2055	
Ash Vale	d		1803				1841			1903				1941		2003							2041		2103	
<b>Aldershot</b>	d		1808				1846			1908				1946		2008							2046		2108	
Farnham	a		1813				1851			1913				1951		2013							2051		2113	
Farnham	d		1814				1855			1914				1955		2014							2055		2114	
Bentley	d		1823				1923			1923				2023		2023							2123		2123	
<b>Alton</b>	a		1830			1906	1930			1930				2006		2030							2106		2130	
Farnborough	d	1759			1832	1836			1859			1932	1936		1959			2032	2036				2059			
Fleet	d	1804			1842				1904				1942		2004				2042				2104			
Winchfield	d	1810							1910						2010								2110			
Hook	d	1814							1914						2014								2114			
<b>Basingstoke</b>	a	1821			1845	1854			1921			1945	1954		2021			2045	2054				2121			

Late night and weekend trains may be altered due to engineering works.  
Please check at [southwesternrailway.com](http://southwesternrailway.com) before travelling.

For guide to notes and symbols see end of timetable.

## SUNDAY

## London Waterloo and Woking to Alton and Basingstoke (Suburban Services)

Notes	D	D	D	D	B	D	D	D	B	D	D	D	D	B	D	D	D	D	D	D					
<b>London Waterloo</b>	d	2050	2037	2040	2107	2110	2150	2137	2140	2207	2210	2250	2237	2240	2307	2310	2335	2340	0010						
Vauxhall	d			2044	2114				2144		2214			2244		2314		2344							
Clapham Junction	d	2058u	2046	2049	2116	2119	2158u	2146	2149	2216	2219	2258u	2246	2249	2316	2319	2344u	2349	0017u						
Earlsfield	d			2052	2122				2152		2222			2252		2322		2352							
Wimbledon	d		2053	2056	2122	2126		2153	2156	2222	2226		2253	2256	2322	2326		2356	0023u						
Surbiton	d		2102	2105	2130	2135		2202	2205	2230	2235		2302	2305	2330	2335		0005							
Esher	d			2109		2139			2209		2239			2309		2339		0009							
Hersham	d			2112		2142			2212		2242			2312		2342		0013							
Walton-on-Thames	d		2109	2115	2145			2209	2215		2245		2309	2315		2345		0016							
Weybridge	d		2113	2119	2149			2213	2219		2249		2313	2319		2349		0020							
Byfleet & New Haw	d			2121	2151	2202			2221		2251	2302		2321		2351	0002	0023							
West Byfleet	d			2124	2154	2205			2224		2254	2305		2324		2354	0005	0027							
<b>Woking</b>	a	2119	2119	2129	2142	2159	2211	2219	2219	2229	2242	2259	2311	2319	2319	2329	2342	2359	0007	0011	0031	0040			
<b>Woking</b>	d	2121	2123	2126	2135	2146	2149	2200	2221	2223	2226	2235	2246	2249	2305	2321	2323	2326	2335	2346	2349	0005	0008	0033	0042
Worplesdon	a			2139		2200			2221		2239			2305		2339		2346		2349		0016			
Guildford	a		2140k	2146	2204k	2209			2240k		2246	2304k		2313		2346	0010k								
Brookwood	d		2128	2132	2151	2155			2228	2232	2251	2255			2328	2332	2351	2355					0039		
Ash Vale	d			2141		2203			2241		2303			2341		0003							0047		
<b>Aldershot</b>	d			2146		2208			2246		2308			2349		0008							0052		
Farnham	a			2151		2213			2251		2313			2354		0013							0057		
Farnham	d			2155		2214			2255		2314			2355		0015									
Bentley	d			2223		2223			2323		2323			0011		0024									
<b>Alton</b>	a			2206		2230			2306		2330			0011		0031									
Farnborough	d	2132	2136		2159			2232	2236		2259			2332	2336		2359			0019					
Fleet	d		2142		2204				2242		2304			2342		0004			0024						
Winchfield	d				2210						2310					0010									
Hook	d				2214						2314					0014									
<b>Basingstoke</b>	a	2145	2154		2221			2245	2253		2321			2345	2353		0021			0039				0100	







Late night and weekend trains may be altered due to engineering works.  
Please check at [southwesternrailway.com](http://southwesternrailway.com) before travelling.

For guide to notes and symbols see end of timetable.

## GUIDE TO NOTES AND SYMBOLS

- FX** Service does not run on Friday.  
**FO** Service runs on Friday only.  
**SX** Service does not run on Saturday morning.  
**SO** Service runs on Saturday morning only.
- a Arrival time.  
d Departure time.  
k Change at Woking.  
s Stops to let passengers leave the train only.  
u Stops to let passengers join the train only.
- 1** First Class accommodation available.
- ★ **Passengers travelling with cycles may not join or leave services at stations with train times shown in blue.**
- ↳ Continued in later column.  
↳ Continued from earlier column.  
↪ Train attaches to another.  
↵ Train divides.

All services in this timetable are operated by South Western Railway.

- B** To or from London Waterloo via Staines. (see timetable 16).  
**C** From Clapham Junction via Staines. (see timetable 16).  
**D** Train divides at Woking - Front portion continues to Basingstoke. Rear portion continues to Alton.
-  Interchange for Mid-Hants Steam Railway. Visit [watercressline.co.uk](http://watercressline.co.uk)  
 Car Park.  
 Interchange for London Trams service to Croydon. Visit [tfl.gov.uk](http://tfl.gov.uk) for details.  
 Interchange for London Underground. Visit [tfl.gov.uk](http://tfl.gov.uk) for details.  
 Woking - Railair coach link between Woking station and Heathrow Airport. Visit [firstbus.co.uk/railair](http://firstbus.co.uk/railair) for details.  
 Minimum connection time where different from the standard five minutes.  
**#6** Number of the timetable which shows faster services between this station, Clapham Junction and London Waterloo.

### Cycles on trains - Monday to Friday

At peak times the following restrictions apply in the area bounded by Reading, Hook, Alton, Guildford and Dorking.

Passengers travelling with cycles may not join or leave from services timed to arrive at London Waterloo between 0715 and 1000 inclusive or timed to depart from London Waterloo between 1645 and 1900 inclusive.

### Travelling after midnight?

Trains which run after midnight are shown at the end of the day.

### Timetable information

For services between Farnham and Guildford or Ascot, please see timetable 12.

For the full service between Farnham, Aldershot and Ash Vale, please see timetable 51.

## STATION INFORMATION

See notes for explanation of symbols.

Basingstoke			#21
Hook			
Winchfield			
Fleet			
Farnborough			
Alton			
Bentley			
Farnham			
Aldershot		④	
Ash Vale			
Brookwood		③	
Guildford			#6
Worplesdon			#6
Woking		←	#6
West Byfleet			
Byfleet & New Haw			
Weybridge			
Walton-on-Thames			
Hersham			
Esher			
Surbiton		⑥	
Wimbledon		 	⑥
Earlsfield			
Clapham Junction		⑩	
Vauxhall			
London Waterloo		⑮	

# South Western Railway and Community Rail Partnerships

We are committed to working with Community Rail Partnerships (CRPs) across our network. CRPs are not-for-profit organisations that help to further connect the railway with the communities they serve. They work closely with SWR to promote healthy and sustainable travel, design projects which bring communities together, as well as support social and economic development. SWR is proud to provide core funding and support to 12 CRPs on our network.

## Wey Valley Community Rail Partnership

Stations: Guildford, Wanborough, Ash Vale, Ash, Aldershot, Farnham, Bentley and Alton

A new Community Rail Partnership that covers the Alton line.

Find out more at [weyvalleycrp.co.uk](http://weyvalleycrp.co.uk)



Visit us at [southwesternrailway.com](https://southwesternrailway.com)

- Buying tickets online
- Live train information
- Train times
- Special offers and days out
- Plan your journey
- Latest news

## Customer Service Centre

**0345 6000 650**

Monday to Friday 0800 - 2000

Saturday 0900 - 1800

Sunday 0900 - 1600

Our UK based team are available for:

- Comments and suggestions

## Assisted Travel

**0800 5282 100**

**Text relay 18001 0800 5282 100**

A freephone service open 24 hours for older and disabled customers.  
We recommend booking assistance **2 hours in advance**.

## National Rail Enquiries

**03457 48 49 50**

Train times, fares and rail information.

## Free travel alerts

[southwesternrailway.com/alerts](https://southwesternrailway.com/alerts)

Keeping our registered customers up-to-date with their service running information, delays and alterations.



[@SW\\_Help](https://twitter.com/SW_Help)

Follow South Western Railway on X and be the first to know what's happening on our network.



[Facebook.com/SWRailway](https://Facebook.com/SWRailway)

Providing South Western Railway network information and details of our latest offers.

**South Western**  
 **Railway**

PTT10 05 2026



Please Recycle