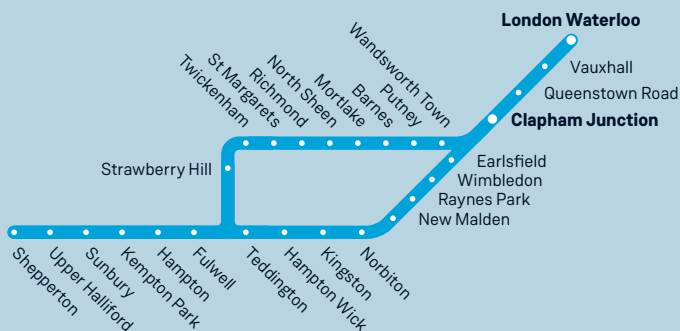


1

Kingston Loop and Shepperton to London Waterloo



Train times

15 December 2024 to 17 May 2025

South Western
Railway

Your timetable

This timetable shows the full service between **Shepperton, Kingston and London Waterloo, and services between Kingston, Teddington and London Waterloo via Richmond.**

Buy a ticket before you board

You need to buy a valid ticket before you get on your train. We know that most of our passengers do this before travelling, and we have a duty to those passengers to make sure no-one travels without paying. This is why we run a penalty fares scheme across most of our network.

If you travel without a valid ticket to or from a station within the penalty fares area, you may have to pay a penalty fare. A Penalty Fare is £100 plus the price of the full single fare applicable for your intended journey. However, if it is paid within 21 days, the Penalty Fare is reduced to £50 plus the price of the single fare applicable.

We have a policy to, wherever possible, prosecute everyone who deliberately avoids paying.

Travel with Confidence

So that you can travel with confidence, we are ventilating trains to refresh air, improving information about journeys and trains, and extensively cleaning trains and stations.

Automated Delay Repay

We have introduced a new Automated Delay Repay (ADR) system that drastically cuts the time it takes to claim and receive compensation if your train is late.

ADR works for all customers who have bought Advance tickets or a Touch Smartcard season ticket from our website.

If you have a Touch Smartcard season ticket, you will need to touch in and out at the beginning and end of your journey, sign up for a Delay Repay account at **delayerepay.southwesternrailway.com** and select 'Auto Delay Repay'. (The email addresses you use for 'My Account' and 'Delay Repay' must match.)

To find out more about Automated Delay Repay, visit: **southwesternrailway.com/contact-and-help/refunds-and-compensation/delay-repay/automated-delay-repay**.

No-smoking policy

For the comfort of all our customers, smoking and using e-cigarettes is not allowed on any part of our trains or stations.

You can smoke outside the station entrance or in our car parks.

Cycles on trains

The services in this timetable have limited room for cycles, so we have had to apply some restrictions. The ★ symbol, with train times printed in **blue**, shows which trains have restrictions. These restrictions are explained in the 'Guide to notes and symbols' section.

We will carry folding cycles on any train, as long as they can be folded small enough to be carried safely in the luggage rack. Cycles are not allowed on buses that replace trains during engineering work.

Changes to train times

Network Rail need to do engineering work to maintain and improve the rail network. They do a lot of this work at weekends and during holiday periods, but they also need to do some work overnight during the week.

If we need to close rail lines so Network Rail can carry out work, buses will replace train services. We may also have to alter train services over a wider area.

Please check for any changes to train times before travelling at weekends, late in the evening or early in the morning.

Look for the 'Changes to train times' posters at stations, or visit our website at **southwesternrailway.com**.



MONDAY TO FRIDAY

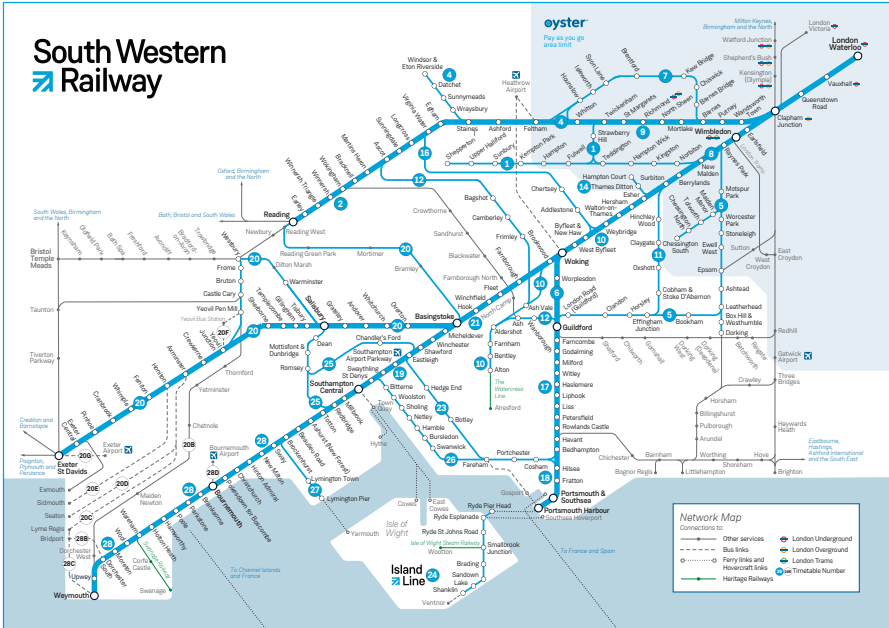
London Waterloo and Wimbledon to Kingston, Richmond and the Shepperton branch

	Notes	A		★	B		B	★	★A		B	★	★A		★	★A		★	★										
London Waterloo	d		0508c		0557	0557		0615	0627		0642	0645	0657		0712	0727		0742	0757	0812	0827	0842	0857	0912	0927	0942	0957	1012	1027
Vauxhall	d		0512c		0601	0601		0619	0631		0646	0649	0701		0716	0731		0746	0801	0816	0831	0846	0901	0916	0931	0946	1001	1016	1031
Clapham Junction	d		0517c		0606	0607		0625	0636		0651	0655	0706		0721	0736		0751	0806	0821	0836	0851	0906	0921	0936	0951	1006	1021	1036
Earlsfield	d				0609				0639				0709			0739			0809		0839		0909		0939		1009		1039
Wimbledon	d		0529		0613				0643		0658		0713		0728	0743		0758	0813	0828	0843	0858	0913	0928	0943	0958	1013	1028	1043
Raynes Park	d		0532		0616				0646		0701		0716		0731	0746		0801	0816	0831	0846	0901	0916	0931	0946	1001	1016	1031	1046
New Malden	d		0535		0619				0649		0704		0719		0734	0749		0804	0819	0834	0849	0904	0919	0934	0949	1004	1019	1034	1049
Norbiton	d		0538		0622				0652		0707		0722		0737	0752		0807	0822	0837	0852	0907	0922	0937	0952	1007	1022	1037	1052
Kingston	a		0541		0625				0655		0710		0725		0740	0755		0810	0825	0840	0855	0910	0925	0940	0955	1010	1025	1040	1055
Kingston	d		0541	0559	0626		0640		0658		0710		0728		0740	0758		0810	0828	0840	0858	0910	0928	0940	0958	1010	1028	1040	1058
Hampton Wick	d		0543	0601	0630		0642		0700		0712		0730		0742	0800		0812	0830	0842	0900	0912	0930	0942	1000	1012	1030	1042	1100
Teddington	d		0546	0605	0635		0645		0705		0715		0735		0745	0805		0815	0835	0845	0905	0915	0935	0945	1005	1015	1035	1045	1105
Fulwell	d		0550			0632	0649	0657			0719	0728			0749			0819		0849		0919		0949		1019		1049	
Hampton	d		0554			0636	0653	0701			0723	0732			0753			0823		0853		0923		0953		1023		1053	
Kempton Park	d						0704					0735			0756			0826		0856		0926		0956		1026		1056	
Sunbury	d		0558			0645	0658	0706			0728	0737			0758			0828		0858		0928		0958		1028		1058	
Upper Halliford	d		0600			0647	0700	0711			0730	0741			0800			0830		0900		0930		1000		1030		1100	
Shepperton	a		0605			0652	0705	0716			0735	0746			0806			0835		0905		0935		1006		1035		1105	
Strawberry Hill	d	0538		0609	0641				0711	0717			0738	0745		0808	0815		0838		0908		0938		1008		1038		1108
Twickenham	d	0543		0613	0645				0715	0728			0743	0757		0813	0820		0843		0913		0943		1013		1043		1113
St Margarets	d	0545		0615	0647				0717	0730			0745	0800		0815			0845		0915		0945		1015		1045		1115
Richmond	d	0549		0619	0651				0721	0734			0749	0804		0819	0824		0849		0919		0949		1019		1049		1119
North Sheen	d	0551		0621	0653				0723	0736			0751	0806		0821			0851		0921		0951		1021		1051		1121
Mortlake	d	0553		0623	0655				0725	0738			0753	0808		0823			0853		0923		0953		1023		1053		1123
Barnes	d	0556		0626	0658				0728	0742			0756	0812		0826			0856		0926		0956		1026		1056		1126
Putney	d	0559		0629	0701				0731	0745			0759	0815		0829			0859		0929		0959		1029		1059		1129
Wandsworth Town	d	0602		0632	0704				0734	0748			0802	0818		0832			0902		0932		1002		1032		1102		1132
Clapham Junction	d	0605		0635	0707				0737	0751			0806	0821		0835	0833		0905		0935		1005		1035		1105		1135
Queenstown Road	d	0608		0638	0710				0740				0809			0838			0908		0938		1008		1038		1108		1138
Vauxhall	d	0612		0642	0714				0744	0757			0813	0827		0842	0839		0912		0942		1012		1042		1112		1142
London Waterloo	a	0616		0646	0720				0751	0803			0821	0833		0848	0845		0918		0948		1016		1046		1116		1146

Late night and weekend trains may be altered due to engineering works.
Please check at southwesternrailway.com before travelling.

★ Passengers travelling with cycles may not join or leave services at stations with train times shown in blue.
For guide to all other notes and symbols see end of timetable.

South Western Railway



Changing trains

Most journeys shown in this timetable are direct trains, shown in **bold type**. However, you may be able to make other journeys or reach your destination more quickly by changing trains. To help you find these alternative trains, we show them in *light italic type*. A letter against the time will show where you need to change trains – please check the ‘Notes’ section for an explanation of these letters.

Please allow plenty of time to change trains. At most stations you will need to allow at least five minutes. You will need longer at some stations, and this is shown in the ‘Station information’ table in this timetable. For example ⑩ means you should allow 10 minutes to change trains at this station.

MONDAY TO FRIDAY
Shepperton branch, Richmond and Kingston to Wimbledon and London Waterloo

	Notes		B			C	★	★	C	★	★B	★	C	★	★B	★	★B	★	★	★	★	★							
London Waterloo	d				0530	0557	0600		0615	0630			0645	0700				0730		0800		0813	0830		0900		0930		
Vauxhall	d				0534	0601	0604		0619	0634			0649	0704				0734		0804		0817	0834		0904		0934		
Queenstown Road	d				0537		0607			0637				0707				0737		0807			0837		0907		0937		
Clapham Junction	d				0540	0607	0610		0625	0640			0655	0710				0740		0810		0823	0840		0910		0940		
Wandsworth Town	d				0543		0613		0627	0643			0657	0713				0743		0813			0843		0913		0943		
Putney	d				0546	0611	0616		0630	0646			0700	0716				0746		0816		0827	0846		0916		0946		
Barnes	d				0551		0621		0635	0651			0705	0721				0751		0821			0851		0921		0951		
Mortlake	d				0554		0624		0637	0654			0707	0724				0754		0824			0854		0924		0954		
North Sheen	d				0556		0626		0639	0656			0709	0726				0756		0826			0856		0926		0956		
Richmond	d				0558	0617	0628		0642	0658			0712	0728				0758		0828		0833	0858		0928		0958		
St Margarets	d				0601		0631		0644	0701			0714	0731				0801		0831			0901		0931		1001		
Twickenham	d	0452			0603		0621	0633		0651	0703		0721	0733				0803		0833			0837	0903		0933		1003	
Strawberry Hill	d	0456			0607		0625	0637		0655	0707		0726	0737				0807		0837		0842a	0907		0937		1007		
Shepperton	d		0523			0611		0641			0700	0711			0730	0741	0800		0811		0841			0911		0941		1011	
Upper Halliford	d		0526			0614		0644			0703	0714			0733	0744	0803		0814		0844			0914		0944		1014	
Sunbury	d		0528			0616		0646			0705	0716			0735	0746	0805		0816		0846			0916		0946		1016	
Kempton Park	d																							0918		0948		1018	
Hampton	d		0532			0620		0650			0709	0720			0739	0750	0809		0820		0850			0921		0951		1021	
Fulwell	d		0535			0623		0653			0712	0723			0742	0753	0812		0823		0853			0924		0954		1024	
Teddington	d	0459		0543	0611	0628		0641	0658		0711		0728		0741		0758		0811	0828	0841	0858		0911	0929	0941	0959	1011	1029
Hampton Wick	d	0502		0545	0614	0630		0644	0700		0714		0730		0743		0800		0814	0830	0844	0900		0914	0931	0944	1001	1014	1031
Kingston	a	0504		0547	0616	0632		0646	0702		0716		0732		0745		0802		0816	0832	0846	0902		0916	0933	0946	1003	1016	1033
Kingston	d	0504		0548	0618	0633		0648	0703		0718		0733		0748		0803		0818	0833	0848	0903		0918	0934	0948	1004	1018	1034
Norbiton	d	0506		0550	0620	0635		0650	0705		0720		0735		0750		0805		0820	0835	0850	0905		0920	0936	0950	1006	1020	1036
New Malden	d	0510		0554	0625	0640		0655	0710		0725		0740		0755		0810		0825	0840	0855	0910		0925	0940	0955	1010	1025	1040
Raynes Park	d	0513		0557	0628	0643		0658	0713		0728		0743		0758		0813		0828	0843	0858	0913		0928	0943	0958	1013	1028	1043
Wimbledon	d	0517		0601	0632	0647		0702	0717		0732		0747		0802		0817		0832	0847	0902	0917		0932	0947	1002	1017	1032	1047
Earlsfield	d	0521		0605	0636	0652		0706	0721		0736		0752		0806		0822		0836	0852	0906	0921		0936	0950	1005		1035	
Clapham Junction	d	0525	0605	0609	0640	0656		0710	0725		0740	0751	0756		0810	0821	0826	0833	0840	0856	0910	0925		0940	0954	1009	1024	1039	1054
Vauxhall	d	0530	0612	0614	0645	0701		0715	0730		0745	0757	0801		0815	0827	0831	0839	0845	0901	0915	0930		0945	0959	1014	1029	1044	1059
London Waterloo	a	0535	0616	0618	0649	0707		0721	0737		0751	0803	0807		0821	0833	0837	0845	0851	0907	0921	0936		0951	1004	1019	1034	1049	1104

Late night and weekend trains may be altered due to engineering works.
Please check at southwesternrailway.com before travelling.

★ Passengers travelling with cycles may not join or leave services at stations with train times shown in blue.
For guide to all other notes and symbols see end of timetable.

SUNDAY

Shepperton branch, Richmond and Kingston to Wimbledon and London Waterloo

Notes																	H			H			H			H			H
London Waterloo	d	0614		0714		0814		0917		1014		1114		1214		1314		1414	1420		1514	1520		1614	1620		1714	1720	
Vauxhall	d	0618		0718		0818		0921		1018		1118		1218		1318		1418	1424		1518	1524		1618	1624		1718	1724	
Queenstown Road	d	0621		0721		0821		0925		1021		1121		1221		1321		1421	1427		1521	1527		1621	1627		1721	1727	
Clapham Junction	d	0624		0724		0824		0928		1024		1124		1224		1324		1424	1430		1524	1530		1624	1630		1724	1730	
Wandsworth Town	d	0627		0727		0827		0930		1027		1127		1227		1327		1427	1433		1527	1533		1627	1633		1727	1733	
Putney	d	0630		0730		0830		0933		1030		1130		1230		1330		1430	1436		1530	1536		1630	1636		1730	1736	
Barnes	d	0633		0733		0833		0936		1033		1133		1233		1333		1433	1439		1533	1539		1633	1639		1733	1739	
Mortlake	d	0635		0735		0835		0939		1035		1135		1235		1335		1435			1535			1635			1735		
North Sheen	d	0637		0737		0837		0941		1037		1137		1237		1337		1437			1537			1637			1737		
Richmond	d	0640		0740		0840		0943		1040		1140		1240		1340		1440	1459e		1540	1559e		1640	1659e		1740	1759e	
St Margarets	d	0642		0742		0842		0946		1042		1142		1242		1342		1442			1542			1642			1742		
Twickenham	d	0645		0745		0845		0948		1045		1145		1245		1345		1445	1511		1545	1611		1645	1711		1745	1811	
Strawberry Hill	d	0649		0749		0849		0952		1049		1149		1249		1349		1449	1515		1549	1615		1649	1715		1749	1815	
Shepperton	d			0711		0811		0911		1011		1111		1211		1311				1511			1611			1711		1811	
Upper Halliford	d			0714		0814		0914		1014		1114		1214		1314				1514			1614			1714		1814	
Sunbury	d			0716		0816		0916		1016		1116		1216		1316				1516			1616			1716		1816	
Kempton Park	d			0718		0818		0918		1018		1118		1218		1318				1518			1618			1718		1818	
Hampton	d			0721		0821		0921		1021		1121		1221		1321				1521			1621			1721		1821	
Fulwell	d			0724		0824		0924		1024		1124		1224		1324				1524			1624			1724		1824	
Teddington	d	0655	0729	0755	0829	0855	0929	0955	1029	1055	1129	1155	1229	1255	1329	1355	1429	1455	1518	1529	1555	1618	1629	1655	1718	1729	1755	1818	1829
Hampton Wick	d	0657	0731	0757	0831	0857	0931	0958	1031	1057	1131	1157	1231	1257	1331	1357	1431	1457	1521	1531	1557	1621	1631	1657	1721	1731	1757	1821	1831
Kingston	a	0659	0733	0759	0833	0859	0933	1000	1033	1059	1133	1159	1233	1259	1333	1359	1433	1459	1523	1533	1559	1623	1633	1659	1723	1733	1759	1823	1833
Kingston	d	0704	0734	0804	0834	0904	0934	1004	1034	1104	1134	1204	1234	1304	1334	1404	1434	1504		1534	1604		1634	1704		1734	1804	1834	
Norbiton	d	0706	0736	0806	0836	0906	0936	1006	1036	1106	1136	1206	1236	1306	1336	1406	1436	1506		1536	1606		1636	1706		1736	1806	1836	
New Malden	d	0710	0740	0810	0840	0910	0940	1010	1040	1110	1140	1210	1240	1310	1340	1410	1440	1510		1540	1610		1640	1710		1740	1810	1840	
Raynes Park	d	0713	0743	0813	0843	0913	0943	1013	1043	1113	1143	1213	1243	1313	1343	1413	1443	1513		1543	1613		1643	1713		1743	1813	1843	
Wimbledon	d	0720	0747	0817	0847	0917	0947	1017	1047	1117	1147	1217	1247	1317	1347	1417	1447	1517		1547	1617		1647	1717		1747	1817	1847	
Earlsfield	d	0723	0750	0820	0850	0920	0950	1020	1050	1120	1150	1220	1250	1320	1350	1420	1450	1520		1550	1620		1650	1720		1750	1820	1850	
Clapham Junction	d	0727	0754	0824	0854	0924	0954	1024	1055	1124	1155	1224	1254	1324	1354	1424	1454	1524		1554	1624		1654	1724		1754	1824	1854	
Vauxhall	d	0732	0759	0829	0859	0929	0959	1029	1100	1129	1200	1229	1259	1329	1359	1429	1459	1529		1559	1629		1659	1729		1759	1829	1859	
London Waterloo	a	0737	0804	0836	0904	0934	1004	1034	1106	1134	1204	1236	1304	1334	1404	1434	1504	1534		1604	1634		1704	1734		1804	1834	1904	





Late night and weekend trains may be altered due to engineering works.
Please check at southwesternrailway.com before travelling.

For guide to notes and symbols see end of timetable.

GUIDE TO NOTES AND SYMBOLS

- A** From Shepperton.
- B** Service runs via Richmond.
- C** To Shepperton.
- H** Service runs via Hounslow.
- FX** Service does not run on Friday.
- FO** Service runs on Friday only.
- SX** Service does not run on Saturday.
- SO** Service runs on Saturday morning only.
- a** Arrival time.
- c** Change at Wimbledon.
- d** Departure time.
- e** Change at Twickenham.
- k** Arrives Twickenham 9 minutes earlier.
- s** Stops to let passengers leave the train only.
- ↳ Continued in later column.
- ← Continued from earlier column.

All services in this timetable are operated by South Western Railway.

-  Interchange for London Trams service to Croydon. Visit tfl.gov.uk for details.
-  Interchange for London Underground services. Visit tfl.gov.uk for details.
-  Car Park.
-  Minimum connection time where different from the standard five minutes.
- #8** Refers to the timetable number which shows the full service between this station and London Waterloo.
- ★ Passengers travelling with cycles may not join or leave services at stations with train times shown in blue.

Cycles on trains - Monday to Friday

At peak times the following restrictions apply in the area bounded by Reading, Hook, Alton, Guildford and Dorking.

Passengers travelling with cycles may not join or leave services timed to arrive at London Waterloo between 0715 and 1000 inclusive or timed to depart from London Waterloo between 1645 and 1900 inclusive.














Passengers travelling with cycles may not join or leave services timed to depart from Clapham Junction between 0745 and 0900 inclusive in an area bounded by Clapham Junction, Strawberry Hill and Feltham.

Travelling after midnight?

Trains which run after midnight are shown at the end of the day.

STATION INFORMATION

See notes for explanation of symbols.

London Waterloo			
Vauxhall			
Clapham Junction			
Earlsfield			#8
Wimbledon	 	 	#8
Raynes Park			#8
New Malden			#8
Norbiton			
Kingston			
Hampton Wick			
Teddington			
Fulwell			
Hampton			
Kempton Park			
Sunbury			
Upper Halliford			
Shepperton			
Strawberry Hill			
Twickenham			#9
St Margarets			#9
Richmond			#9
North Sheen			#9
Mortlake			#9
Barnes			#9
Putney			#9
Wandsworth Town			#9
Queenstown Road			#9

South Western Railway and Community Rail Partnerships

We are committed to working with Community Rail Partnerships (CRPs) across our network. CRPs are not-for-profit organisations that help to further connect the railway with the communities they serve. They work closely with SWR to promote healthy and sustainable travel, design projects which bring communities together, as well as support social and economic development. SWR is proud to provide core funding and support to 12 CRPs on our network.

Hounslow and Richmond Community Rail Partnership

Stations: Barnes, Barnes Bridge, Chiswick, Kew Bridge, Brentford, Syon Lane, Isleworth, Hounslow, Mortlake, North Sheen, Richmond, St Margarets, Twickenham, Whitton and Feltham.

This was the first London based Community Rail Partnership and aims to build on community engagement in the area whilst encouraging greater involvement at stations.

Email: [**hounslowandrichmondcrp@gmail.com**](mailto:hounslowandrichmondcrp@gmail.com)



Visit us at southwesternrailway.com

- Buying tickets online
- Live train information
- Train times
- Special offers and days out
- Plan your journey
- Latest news

Customer Service Centre

0345 6000 650

Monday to Friday 0800 - 2000

Saturday 0900 - 1800

Sunday 0900 - 1600

Our UK based team are available for:

- Comments and suggestions

Assisted Travel

0800 5282 100

Text relay 18001 0800 5282 100

A freephone service open 24 hours for older and disabled customers.

We recommend booking assistance **2 hours in advance**.

National Rail Enquiries

03457 48 49 50

Train times, fares and rail information.

Free travel alerts

southwesternrailway.com/alerts

Keeping our registered customers up-to-date with their service running information, delays and alterations.

Twitter [@SW_Help](https://twitter.com/SW_Help)

Follow South Western Railway on Twitter and be the first to know what's happening on our network.

Facebook Facebook.com/SWRailway

Providing South Western Railway network information and details of our latest offers.

First MTR South Western Trains Limited (trading as South Western Railway) accepts no liability for any inaccuracy in the information contained in this timetable which is subject to alteration.

First MTR South Western Trains Limited. Registered in England and Wales 07900320.

Registered office: 8th Floor, The Point, 37 North Wharf Road, London W2 1AF.

A First and MTR company.

South Western
 **Railway**

PTT01 12 2024



Please Recycle