



# Changes to train times

## Monday 5 to Sunday 18 January

**Major engineering work will affect journeys in the South Western Railway area. Please check your train times before travelling.**

If you think the bus or coach might not be accessible to you, please contact our Assisted Travel Team (details below). We are sorry that bulky luggage, cycles and prams cannot be carried on the replacement bus services.

Engineering work affects routes shown in colour. Coloured numbers refer to route information below.

- 1 Saturday 10 and Sunday 11 January all day
- 2 Sunday 11 and Sunday 18 January early morning only
- 3 Saturday 17 and Sunday 18 January all day
- 4, 5 Sunday 18 January all day



### Future Engineering Works

For details of future engineering works, visit [southwesternrailway.com/planning-journey/planned-improvements](https://southwesternrailway.com/planning-journey/planned-improvements)



### Contact us

Visit us at:  
[southwesternrailway.com](https://southwesternrailway.com)

Travel alerts:  
[southwesternrailway.com/alerts](https://southwesternrailway.com/alerts)

@SW\_Help

Facebook.com/SWRailway

### Customer Service Centre

0345 6000 650  
Opening hours: Monday to Friday 0800 - 2000  
Saturday 0900 - 1800  
Sunday 0900 - 1600

Assisted Travel: 0800 5282 100  
Text Relay: 18001 0800 5282 100

National Rail Enquiries:  
03457 48 49 50

### Saturday 10 and Sunday 11 January

#### 1 London Waterloo to Clapham Junction

Some lines will be closed between London Waterloo and Clapham Junction all weekend due to maintenance work.

- Saturday**
  - London Waterloo to Weymouth services will be revised. Some services will call additionally at Woking and some services will call additionally at Clapham Junction and Basingstoke.
  - London Waterloo to Portsmouth via Eastleigh services will start from Basingstoke.
  - London Waterloo to Portsmouth Harbour via Guildford services will be revised and will call additionally at Clapham Junction to pick up only.
  - London Waterloo to Portsmouth & Southsea via Guildford services will start from Woking.
  - London Waterloo to Exeter services will start from Basingstoke.
  - London Waterloo to Salisbury stopping services will start from Reading.
  - London Waterloo to Basingstoke stopping services and London Waterloo to Alton services will run combined to Woking where the train will divide. These services will call additionally at Clapham Junction, Wimbledon and West Byfleet and will run hourly.
  - London Waterloo to Chessington South services will run hourly. These services will start from Wimbledon.
  - London Waterloo to Dorking services will not run. Passengers should use Southern services from Clapham Junction or Epsom to Dorking.
  - London Waterloo to Guildford via Epsom services will be revised and will not call at Vauxhall and Earlsfield.
  - London Waterloo to Shepperton services will be revised. An hourly service will start from London Waterloo and will not call at Vauxhall.
  - London Waterloo to Salisbury stopping services will be revised to run hourly. These services will not call at Vauxhall and Earlsfield.
  - London Waterloo to Hampton Court services will start from Surbiton.
  - London Waterloo to Woking stopping services will be revised and will call additionally at Raynes Park, New Malden and Berrylands. These services will not call at Vauxhall.
  - London Waterloo to Reading services will be revised. An hourly service will start from Clapham Junction and Kingston via Richmond.
  - London Waterloo to Weybridge via Staines services will start from Clapham Junction.
- Sunday**
  - London Waterloo to Weymouth services will be revised. Some services will call additionally at Woking and some services will call additionally at Clapham Junction and Basingstoke.
  - London Waterloo to Portsmouth via Eastleigh services will start from Basingstoke.
  - London Waterloo to Portsmouth Harbour via Guildford services will be revised and will call additionally at Clapham Junction to pick up only.
  - London Waterloo to Portsmouth & Southsea via Guildford services will start from Woking.
  - London Waterloo to Exeter services will start from Basingstoke.
  - London Waterloo to Salisbury stopping services will start from Reading.
  - London Waterloo to Basingstoke stopping services and London Waterloo to Alton services will run combined to Woking where the train will divide. These services will call additionally at Clapham Junction, Wimbledon and West Byfleet and will run hourly.
  - London Waterloo to Chessington South services will run hourly. These services will start from Wimbledon.
  - London Waterloo to Dorking services will not run. Passengers should use Southern services from Clapham Junction or Epsom to Dorking.
  - London Waterloo to Guildford via Epsom services will be revised and will not call at Vauxhall and Earlsfield.
  - London Waterloo to Shepperton services will be revised. An hourly service will start from London Waterloo and will not call at Vauxhall.
  - London Waterloo to Salisbury stopping services will be revised to run hourly. These services will not call at Vauxhall and Earlsfield.
  - London Waterloo to Hampton Court services will start from Surbiton.
  - London Waterloo to Woking stopping services will be revised and will call additionally at Raynes Park, New Malden and Berrylands. These services will not call at Vauxhall.
  - London Waterloo to Reading services will be revised. An hourly service will start from Clapham Junction and Kingston via Richmond.
  - London Waterloo to Weybridge via Staines services will start from Clapham Junction.

### Sunday

- The morning and early afternoon London Waterloo to Poole/Portsmouth via Eastleigh services will be revised to run all day and will call additionally at Farnborough, Micheldever and Shawford. These services will not divide at Eastleigh.
- The afternoon and evening London Waterloo to Poole services will not run.
- The afternoon and evening London Waterloo to Portsmouth via Eastleigh services will not run.
- Arrived service will run between Eastleigh and Portsmouth Harbour all day.
- London Waterloo to Exeter services will start from Basingstoke.
- The late afternoon and evening London Waterloo to Salisbury stopping services will start from Basingstoke.
- London Waterloo to Basingstoke and Alton services will be revised to run hourly.
- London Waterloo to Chessington South services will start from Wimbledon.
- London Waterloo to Dorking services will not run. Passengers should use Southern services from Clapham Junction or Epsom to Dorking.
- London Waterloo to Guildford via Epsom services will not call at Vauxhall and Earlsfield.
- London Waterloo to Shepperton services will not call at Vauxhall and Earlsfield.
- London Waterloo to Chessington South services will run from London Waterloo all day. These services will not call at Vauxhall and Earlsfield.
- London Waterloo to Hampton Court services will start from Surbiton.
- London Waterloo to Guildford via Woking stopping services will be revised and will call additionally at Raynes Park, New Malden and Berrylands. These services will not call at Vauxhall.
- London Waterloo to Guildford via Richmond and Wimbledon services will only run between Clapham Junction and Kingston via Richmond.
- London Waterloo to Reading services will start from Clapham Junction.
- London Waterloo to Woking via Staines services will start from Clapham Junction.
- London Waterloo to Windsor services will start from Clapham Junction.
- The afternoon and evening London Waterloo to Kingston via Hounslow services will not run.

### Sunday 11 and Sunday 18 January

#### 2 Southampton Central area

Due to maintenance work in the Southampton Central area, some early morning services will be cancelled or replaced by buses for all or part of their journey.

### Saturday 17 and Sunday 18 January

#### 3 Yeovil Pen Mill area

The lines between Castle Cary and Dorchester will be closed all weekend due to maintenance work.

Great Western Railway services will also be affected by this work. Please see their publicity for more details.

### Saturday

- 1700 London Waterloo to Yeovil Junction via Westbury will terminate at Salisbury.
- Sunday**
  - 0946 Yeovil Junction to Salisbury via Westbury will not run.
  - 1312 Reading to Yeovil Pen Mill via Yeovil Junction will terminate at Yeovil Junction.
  - 1542 Yeovil Pen Mill to London Waterloo via Yeovil Junction will start from Yeovil Junction.

### Sunday 18 January

#### 4 Ascot area

The lines in the Ascot area will be closed all day due to maintenance work.

Longcross station will be closed all day. Please use other nearby stations. Great Western Railway services between Wokingham and Reading will not be affected by this work.

- London Waterloo to Reading services will terminate at Staines.
- Buses will run between Staines and Reading. (These buses will not call at Longcross).
- London Waterloo to Woking via Staines services will be diverted after Staines and will terminate at Windsor.
- Buses will run between Staines and Woking.
- Ascot to Guildford via Aldershot services will start from Aldershot.
- Buses will run between Ascot and Aldershot.

#### 5 Guildford area

Some lines in the Guildford area will be closed all day due to maintenance work.

Great Western Railway services will also be affected by this work. Please see their publicity for more details.

- London Waterloo to Portsmouth via Guildford services will be diverted between Clapham Junction and Guildford and will terminate at Guildford. These services will not call at Woking.
- Buses will run between Woking, Guildford and Haslemere.
- Arrived service will run between Haslemere and Portsmouth.
- London Waterloo to Guildford via Woking stopping services will terminate at Woking.
- Buses will run between Woking and Guildford (non-stop).
- Buses will run between Woking, Worplesdon and Guildford.
- Due to other work taking place in the Ascot area, Ascot to Guildford via Aldershot services will start from Aldershot.
- Buses will run between Ascot and Aldershot.

**South Western**  
**Railway**

Are you travelling late evening or early morning? Your journey may be affected by emergency repairs or planned work. Please check if you are planning to travel after 2200 (10pm) or before 0530 (5:30am) as buses may replace trains at short notice.

All information is correct at time of going to print.

Display until Monday 19 January - 42-43

# FUTURE ENGINEERING WORKS

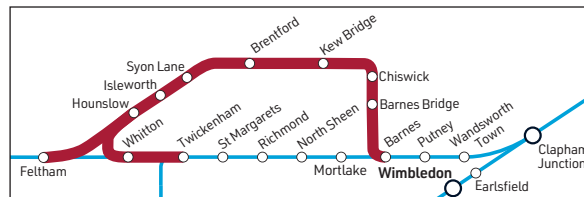
All information is correct at the time of print but can be subject to alteration.

Please check your journey before travelling at [southwesternrailway.com/plan-my-journey](https://www.southwesternrailway.com/plan-my-journey)

## Saturday 24 and Sunday 25 January 2026

### Altered train services and buses replace trains in the Hounslow area

The lines between Barnes and Feltham via Hounslow will be closed all weekend due to maintenance work.



#### Saturday

- London Waterloo to Weybridge via Staines services will be revised. These services will be diverted between Barnes and Feltham and will call additionally at Richmond and Twickenham.
- Buses will run between Barnes and Feltham via Hounslow.

#### Sunday

London Waterloo to Woking via Staines services will be revised. These services will be diverted between Barnes and Feltham and will call additionally at Richmond and Twickenham.

Buses will run between Barnes and Feltham via Hounslow.

- The afternoon and evening London Waterloo to Kingston via Hounslow services will not run.
- Buses will run between Barnes and Twickenham via Hounslow (afternoon and evening only).

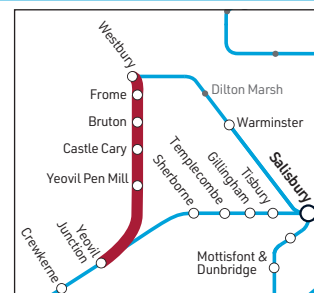
## Saturday 24 and Sunday 25 January 2026

### Revised train services in the Yeovil Pen Mill area

The lines between Castle Cary and Dorchester will be closed all weekend due to maintenance work.

Great Western Railway services will be affected by this work.

Please see their publicity for more details.



#### Saturday

- 1750 London Waterloo to Yeovil Junction via Westbury will terminate at Salisbury.

#### Sunday

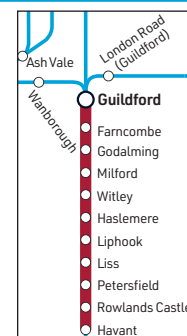
- 0946 Yeovil Junction to Salisbury via Westbury will not run.
- 1312 Reading to Yeovil Pen Mill via Yeovil Junction will terminate at Yeovil Junction.
- 1543 Yeovil Pen Mill to London Waterloo via Yeovil Junction will start from Yeovil Junction.

## Sunday 25 January 2026

### Altered train services and buses replace trains in the Haslemere area

The lines in the Haslemere area will be closed all day due to maintenance work.

- London Waterloo to Portsmouth via Guildford services will terminate at Guildford.
- Buses will run between Guildford and Havant via Haslemere.
- A revised service will run between Havant and Portsmouth.



## Sunday 25 January 2026

### Buses replace trains between Exeter Central and Exeter St Davids

The lines between Exeter Central and Exeter St Davids will be closed until 1800 due to maintenance work.

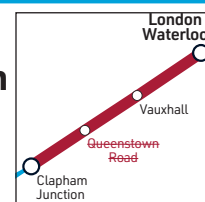
- London Waterloo to Exeter St Davids services will terminate at Exeter Central until 1800.
- Buses will run between Exeter Central and Exeter St Davids.



## Saturday 31 January and Sunday 1 February 2026

### Some lines will be closed between London Waterloo and Clapham Junction

Some lines will be closed between London Waterloo and Clapham Junction all weekend due to maintenance work.



#### Saturday

- London Waterloo to Salisbury stopping services will start from Basingstoke.
- London Waterloo to Basingstoke stopping services and London Waterloo to Alton services will run combined to Woking where the train will divide. These services will call additionally at West Byfleet.
- London Waterloo to Reading services will start from Clapham Junction.
- London Waterloo to Weybridge via Staines services will start from Clapham Junction.
- London Waterloo to Windsor services will start from Clapham Junction.
- London Waterloo to London Waterloo via Richmond and Wimbledon services will start from Clapham Junction.

#### Sunday


- The morning and early afternoon London Waterloo to Poole/Portsmouth via Eastleigh services will be revised to run all day and will call additionally at Farnborough, Micheldever and Shawford. These services will not divide at Eastleigh.
- The afternoon and evening London Waterloo to Poole services will not run.
- The afternoon and evening London Waterloo to Portsmouth via Eastleigh services will not run.
- A revised service will run between Eastleigh and Portsmouth Harbour all day.
- London Waterloo to Exeter services will start from Basingstoke.
- London Waterloo to Basingstoke and Alton services will be revised to run hourly. London Waterloo to Alton services will also be affected by engineering work taking place between Farnham and Alton.
- London Waterloo to Chessington South services will start from Wimbledon.
- London Waterloo to Dorking services will not run. Passengers should use Southern services from Clapham Junction or Epsom to Dorking.
- London Waterloo to Guildford via Epsom services will not call at Vauxhall and Earlsfield.
- London Waterloo to Shepperton services will not call at Vauxhall and Earlsfield.
- London Waterloo/Wimbledon to Guildford via Cobham services will run from London Waterloo all day. These services will not call at Vauxhall and Earlsfield.
- London Waterloo to Hampton Court services will start from Surbiton.
- London Waterloo to Guildford via Woking stopping services will be revised and will call additionally at Raynes Park, New Malden and Berrylands. These services will not call at Vauxhall.
- London Waterloo to London Waterloo via Richmond and Wimbledon services will only run between Clapham Junction and Kingston via Richmond.
- London Waterloo to Reading services will start from Clapham Junction.
- London Waterloo to Woking via Staines services will start from Clapham Junction.
- London Waterloo to Windsor services will start from Clapham Junction.
- The afternoon and evening London Waterloo to Kingston via Hounslow services will not run.

## Sunday 1 February 2026

### Buses replace trains between Farnham and Alton

The lines between Farnham and Alton will be closed all day due to maintenance work.

- London Waterloo to Alton services will terminate at Farnham. These services will run hourly due to other work taking place between London Waterloo and Clapham Junction.
- Buses will run hourly between Farnham and Alton.



## Sunday 1 February 2026

### Buses replace trains between Salisbury and Southampton Central

The lines between Salisbury and Southampton Central will be closed all day due to maintenance work.

Great Western Railway services will be affected by this work.

Please see their publicity for more details.

- Salisbury to Romsey via Southampton Central services will not run.
- Buses will run between Salisbury and Southampton Central via Redbridge.
- Buses will run between Southampton Central and Romsey via Eastleigh.

