

28 Weymouth and Bournemouth to London Waterloo



Train times

2 June to 21 September 2024

Your timetable

This timetable shows train services between **Weymouth, Poole, Bournemouth, Southampton, Winchester, Basingstoke, Woking and London Waterloo**.

It also shows train services between:

- **Yeovil and Weymouth** - see timetable **28A**.

And it shows connecting **bus services**:

- between **Dorchester South, Bridport and Lyme Regis** – see timetable **28B**;
- between **Weymouth, Bridport and Lyme Regis** – see timetable **28C**; and
- from **Bournemouth Rail Station and Bournemouth Airport** – see timetable **28D**.

For the complete train service between Southampton and London Waterloo (and the stations in-between), please see timetable 19.

For services between Brockenhurst, Lymington Town and Lymington Pier (for Yarmouth, Isle of Wight), please see timetable 27.

Buy a ticket before you board

You need to buy a valid ticket before you get on your train. We know that most of our passengers do this before travelling, and we have a duty to those passengers to make sure no-one travels without paying. This is why we run a penalty fares scheme across most of our network.

If you travel without a valid ticket to or from a station within the penalty fares area, you may have to pay a penalty fare. A Penalty Fare is £100 plus the price of the full single fare applicable for your intended journey. However, if it is paid within 21 days, the Penalty Fare is reduced to £50 plus the price of the single fare applicable.

We have a policy to, wherever possible, prosecute everyone who deliberately avoids paying.

Cycles on trains

The services in this timetable have limited room for cycles, so we have had to apply some restrictions. The ★ symbol, with train times printed in **blue**, shows which trains have restrictions. These restrictions are explained in the 'Guide to notes and symbols' section.

We will carry folding cycles on any train, as long as they can be folded small enough to be carried safely in the luggage rack. Cycles are not allowed on buses that replace trains during engineering work.

Changes to train times

Network Rail need to do engineering work to maintain and improve the rail network. They do a lot of this work at weekends and during holiday periods, but they also need to do some work overnight during the week.

If we need to close rail lines so Network Rail can carry out work, buses will replace train services. We may also have to alter train services over a wider area.

Please check for any changes to train times before travelling at weekends, late in the evening or early in the morning.

Look for the 'Changes to train times' posters at stations, or visit our website at **southwesternrailway.com**.

Travel with Confidence

So that you can travel with confidence, we are ventilating trains to refresh air, improving information about journeys and trains, and extensively cleaning trains and stations.

Automated Delay Repay

We have introduced a new Automated Delay Repay (ADR) system that drastically cuts the time it takes to claim and receive compensation if your train is late.

ADR works for all customers who have bought Advance tickets or a Touch Smartcard season ticket from our website.

If you have a Touch Smartcard season ticket, you will need to touch in and out at the beginning and end of your journey, sign up for a Delay Repay account at **delayrepay.southwesternrailway.com** and select 'Auto Delay Repay'. (The email addresses you use for 'My Account' and 'Delay Repay' must match.)

To find out more about Automated Delay Repay, visit: **southwesternrailway.com/contact-and-help/refunds-and-compensation/delay-repay/automated-delay-repay**.

No-smoking policy

For the comfort of all our customers, smoking and using e-cigarettes is not allowed on any part of our trains or stations.

You can smoke outside the station entrance or in our car parks.



South Western Railway and Community Rail Partnerships

We are committed to working with Community Rail Partnerships (CRPs) across our network. CRPs are not-for-profit organisations that help to further connect the railway with the communities they serve. They work closely with SWR to promote healthy and sustainable travel, design projects which bring communities together, as well as support social and economic development. SWR is proud to provide core funding and support to 12 CRPs on our network.

South Wessex Community Rail Partnership

Covering the line running south of Westbury to Weymouth, including Upwey and Weymouth.

Find out more at southwessexcrp.org.uk/



SOUTH WESSEX
COMMUNITY RAIL PARTNERSHIP

New Forest Community Rail Partnership

Stations: Lymington Pier, Lymington Town, Brockenhurst, Sway and Ashurst New Forest.

The Community Rail Partnership was launched in July 2008 and over the years the partnership has worked hard to help people discover, and explore, attractions from the New Forest and Lymington, as well as connections on to the Isle of Wight.

Find out more at newforestcrp.co.uk



New Forest Community Rail Partnership

www.newforestcrp.co.uk

Purbeck Community Rail Partnership

Stations: Holton Heath, Wareham, Wool, Moreton, Dorchester South and the Swanage Railway.

Formed in conjunction with Swanage Railway, Purbeck Community Rail Partnership supports the reintroduction of services from Swanage to Wareham. The partnership covers not only four of the mainline stations but also those on the Swanage line.

Find out more at purbeckcrp.org.uk



Three Rivers Community Rail Partnership

Stations: Salisbury, Dean, Mottisfont & Dunbridge, Romsey, Millbrook, Redbridge, Southampton Central, St Denys, Swaythling, Southampton Airport, Eastleigh, Chandler's Ford, Bitterne, Woolston, Sholing, Netley, Hamble, Bursledon, Shawford and Winchester.

Three Rivers aims to improve stations in the area of the rail routes that run alongside the main rivers between Salisbury, Winchester, Southampton and Bursledon – hence 'Three Rivers'. It is a group of local authorities, residents and the train industry, working to improve local stations, promote tourism, and train and bus service integration.

Find out more at threeriversrail.com/



MONDAY TO FRIDAY
Weymouth, Poole and Bournemouth to Basingstoke, Woking and London Waterloo

	Operator Notes	SW ★	SW	SW ★	SW ★	XC ★	SW ★	SW ★	SW ★	SW ★	XC	SW ★	SW ★	SW	SW	SW	XC	SW	SW	SW	SW	SW	XC	SW	SW	SW	SW	SW	
Weymouth	d							0555		0625			0655					0724	0755			0820			0903		0920		
Upwey	d							0559		0629			0659					0728	0759			0824			0903		0924		
Dorchester South	d							0607		0637			0707					0736	0807			0833			0913		0933		
Moreton	d							0614		0644			0714					0742	0814			0839					0939		
Wool	d							0620		0650			0720					0748	0820			0845					0945		
Wareham	d							0627		0657			0727					0755	0827			0853			0928		0953		
Holton Heath	d							0631					0731					0759	0830			0856					0956		
Hamworthy	a							0636		0704			0736					0804	0835			0901			0935		1001		
Poole	d	0500	0523	0540	0555			0641	0650	0711		0720	0741		0804			0809	0841	0853	0858	0907			0940		0958	1007	
Parkstone	d	0504	0527	0544	0559			0645	0654	0715		0724	0745		0808			0813	0845			0902			0944		1002		
Branksome	d	0507	0530	0547	0602			0649	0657	0719		0727	0749		0811			0817	0848			0906			0948		1006		
Bournemouth	a	0512	0535	0553	0607			0654	0702	0724		0732	0754		0816			0822	0854	0902	0911	0917			0954		1011	1017	
Bournemouth	d	0515	0537	0555	0611	0630	0634	0656	0704	0726	0731	0734	0756	0802	0818		0840	0823	0856	0905		0922			0945	0959	1002	1022	
Pokesdown for Boscombe	d	0519	0541		0615		0638		0708			0738		0806	0821			0827		0909		0926				1006	1026		
Christchurch	d	0523	0545		0619		0642		0712			0742		0810	0825			0831		0913		0930				1010	1030		
Hinton Admiral	d		0550		0624		0647		0717			0747		0815				0836		0918						1015			
New Milton	d	0530	0554		0628		0651		0721			0751	0819	0832				0840		0922		0937				1019	1037		
Sway	d		0559		0633		0656		0726			0756	0824					0845		0927						1024			
Brockenhurst	a	0536	0604	0610	0638		0701		0731			0801	0810	0829	0839			0849	0910	0932		0943			0959	1013	1029	1043	
Brockenhurst	d	0537		0611	0640		0702		0733			0802	0811	0830	0840			0850	0911	0933		0944			1000	1014	1030	1044	
Beaulieu Road	d											0807		0835													1035		
Ashurst (New Forest)	d				0648		0710		0741			0811		0839				0858		0942							1039		
Totton	d	0548		0622	0653		0715		0746			0816		0844				0903		0947							1044		
Southampton Central	a	0554		0628	0658	0702	0720	0725	0752	0756	0802	0822	0826	0853	0854	—	0913	0918	0926	0953		0958			1013	1028	1053	1058	
Southampton Central	d	0555		0630	0700	0715	0730		0800		0815	0830		0902	0900	0902	0915	0931		0955		1000			1015	1030	1055	1100	
Southampton Airport	a	0602		0637	0707	0722	0737		0807		0822	0837		—	0907	0912	0922	0938		1002		1007		—	1022	1037	1102	1107	
Eastleigh	a	0607		0649t			0749t					0850t				0916	0927	0950t		1006		1006		1006		1050t	1106	1106	
Winchester	a	0617		0646	0717	0730	0747		0817		0830	0847			0917	0927	0932	0948		—		1017		1025	1030	1047	—	1117	1124
Basingstoke	a	0635		0704	0734	0746	0813r		0834		0846	0914r		0936			0948	1012r			1034					1047	1111r	1134	
Reading	a	0708b		0746b		0809					0907	0947e					1010	1056e								1107	1149e		
Woking	a	0655		0734r	0808r	0833b	0842r		0854			0922		0955			1021	1015b							1115b	1120			
Clapham Junction	a	0715		0821m		0905g			0914			0942		1015		1036b		1106k			1112			1136b	1205k		1211		
London Waterloo	a	0726		0747	0819	0843b	0848		0925			0953		1024				1049			1121					1147		1220	

Late night and weekend trains may be altered due to engineering works.
Please check at southwesternrailway.com before travelling.

★ Passengers travelling with cycles may not join or leave services at stations with train times shown in blue.

For guide to notes and symbols, see end of this timetable.

MONDAY TO FRIDAY
Weymouth, Poole and Bournemouth to Basingstoke, Woking and London Waterloo

Operator	Notes	XC	SW	SW	SW	SW	XC	SW	SW	SW	SW	SW	XC	SW	SW	SW	SW	SW	XC	SW	SW	SW	SW	XC	SW			
Weymouth	d		1003			1020			1103			1120			1203			1220			1303			1320			1403	
Upwey	d					1024						1124						1224						1324				
Dorchester South	d		1013			1033			1113			1133			1213			1233			1313			1333			1413	
Moreton	d					1039						1139						1239						1339				
Wool	d					1045						1145						1245						1345				
Wareham	d		1028			1053			1128			1153			1228			1253			1328			1353			1428	
Holton Heath	d					1056						1156						1256						1356				
Hamworthy	a		1035			1101			1135			1201			1235			1301			1335			1401			1435	
Poole	d		1040		1058	1107			1140		1158	1207			1240		1258	1307			1340		1358	1407			1440	
Parkstone	d		1044		1102				1144			1202			1244		1302				1344			1402			1444	
Branksome	d		1048		1106				1148			1206			1248		1306				1348			1406			1448	
Bournemouth	a		1054		1111	1117			1154			1211	1217		1254		1311	1317			1354		1411	1417			1454	
Bournemouth	d	1045	1059	1102	1122		1145	1159	1202		1222		1245	1259	1302		1322		1345	1359	1402		1422		1445	1459		
Pokesdown for Boscombe	d			1106	1126				1206		1226				1306		1326				1406		1426					
Christchurch	d			1110	1130				1210		1230				1310		1330				1410		1430					
Hinton Admiral	d			1115					1215						1315						1415							
New Milton	d			1119	1137				1219		1237				1319		1337				1419		1437					
Sway	d			1124					1224						1324						1424							
Brockenhurst	a		1113	1129	1143				1213	1229	1243				1313	1329	1343				1413	1429	1443			1513		
Brockenhurst	d		1114	1130	1144				1214	1230	1244				1314	1330	1344				1414	1430	1444			1514		
Beaulieu Road	d										1235											1435						
Ashurst (New Forest)	d			1139					1239						1339							1439						
Totton	d			1144					1244						1344							1444						
Southampton Central	a	1113	1128	1150	1158		1213	1228	1250		1258		1313	1328	1350		1358		1413	1428	1452		1458		1513	1528		
Southampton Central	d	1115	1130	1155	1200		1215	1230	1255		1300		1315	1330	1355		1400		1415	1430	1457		1500		1515	1530		
Southampton Airport	a	1122	1137	1202	1207		1222	1237	1302		1307		1322	1337	1402		1407		1422	1437	1504		1507		1522	1537		
Eastleigh	a		1150t	1206		1206		1250t	1307		1307		1350t	1406		1406		1450t	1508			1508		1550t		1550t		
Winchester	a	1131	1147		1217	1224	1230	1247		1317	1324	1331	1347		1417	1424	1430	1447		1517	1524	1530	1547		1550t			
Basingstoke	a	1147	1213r		1234		1246	1315r		1334		1349	1411r		1434		1446	1511r		1534		1546	1611r					
Reading	a	1207	1304e				1306	1355e		1407		1448e				1506	1555e				1609	1655e						
Woking	a	1215b	1220				1320	1320		1420		1515b	1520		1506	1555e					1615b	1620		1615b	1620			
Clapham Junction	a	1237b	1306k		1312		1336b	1406k		1412		1436b	1504k		1511	1536b	1605k				1611	1636b	1705k					
London Waterloo	a		1249		1321			1349		1421			1449		1520		1549				1620			1649				

Late night and weekend trains may be altered due to engineering works.

Please check at southwesternrailway.com before travelling.

For guide to notes and symbols, see end of this timetable.

MONDAY TO FRIDAY
Weymouth, Poole and Bournemouth to Basingstoke, Woking and London Waterloo

Operator Notes	SW	SW	SW	SW	XC	SW	SW	SW	SW	SW	XC	SW	SW	SW	SW	SW	XC	SW	SW	SW	SW	SW	XC	SW	SW	SW	SW	SW
Weymouth	d			1420			1503			1520			1603			1620			1703			1720			1803			1820
Upwey	d			1424						1524					1624				1703			1724					1824	
Dorchester South	d			1433			1513			1533			1613			1633			1713			1733			1813		1833	
Moreton	d			1439						1539					1639							1739					1839	
Wool	d			1445						1545					1645							1745					1845	
Wareham	d			1453			1528			1553			1628			1653			1728			1753			1828		1853	
Holton Heath	d			1456						1556					1656							1756					1856	
Hamworthy	a			1501			1535			1601			1635			1701			1735			1801			1835		1901	
Poole	d		1458	1507			1540		1558	1607			1640		1658	1707			1740		1758	1807			1840		1858	1907
Parkstone	d		1502				1544		1602				1644		1702				1744		1802				1844		1902	
Branksome	d		1506				1548		1606				1648		1706				1748		1806				1848		1906	
Bournemouth	a		1511	1517			1554		1611	1617			1654		1711	1717			1754		1811	1817			1854		1911	1917
Bournemouth	d	1502	1522		1545	1559	1602		1622			1645	1659	1702		1722		1745	1759	1802		1822			1845	1859	1902	1922
Pokesdown for Boscombe	d	1506	1526				1606		1626					1706		1726				1806		1826				1859	1906	1926
Christchurch	d	1510	1530				1610		1630					1710		1730				1810		1830					1910	1930
Hinton Admiral	d	1515					1615							1715						1815							1915	
New Milton	d	1519	1537				1619		1637					1719		1737				1819		1837					1919	1937
Sway	d	1524					1624							1724						1824							1924	
Brockenhurst	a	1529	1543				1613	1629	1643				1713	1729	1743				1813	1829	1843				1859	1913	1929	1943
Brockenhurst	d	1530	1544				1614	1630	1644				1714	1730	1744				1814	1830	1844				1900	1914	1930	1944
Beaulieu Road	d						1635													1835								
Ashurst (New Forest)	d	1539					1639							1739						1839							1939	
Totton	d	1544					1644							1744						1844							1944	
Southampton Central	a	1552	1558		1613	1628	1650		1658			1713	1728	1750		1758			1813	1828	1853	1858			1913	1928	1952	1958
Southampton Central	d	1555	1600		1615	1630	1652		1700			1715	1730	1752		1800			1815	1830	1857	1900			1915	1930	1955	2000
Southampton Airport	a	1602	1607		1622	1637	1703		1707			1722	1737	1803		1807			1822	1837	1904	1907			1922	1937	2002	2007
Eastleigh	a	1607		1607		1650t	1707		1707	1735t	1750t	1807		1807		1807			1815t	1908		1908			1950t	2006		2006
Winchester	a		1617	1624	1631	1647			1717	1747					1817	1822	1831	1847		1917	1924	1930	1947				2017	2021
Basingstoke	a		1634		1647	1711r			1734	1741	1746	1811r		1834	1840	1847	1911r		1934	1941	1946	2011r					2034	
Reading	a				1707	1746e				1807	1849e				1908	1947e				2009	2044e							
Woking	a				1716b	1721	1820				1820				1924							2021					2053	
Clapham Junction	a		1711		1736b	1804k			1811		1836b	1904k		1911		1940b	2004k		2010						2052k		2116	
London Waterloo	a		1720			1749			1820			1849		1920			1951		2019						2049		2129	

Late night and weekend trains may be altered due to engineering works.
Please check at southwesternrailway.com before travelling.

For guide to notes and symbols, see end of this timetable.

SATURDAY

Weymouth, Poole and Bournemouth to Basingstoke, Woking and London Waterloo

Operator Notes	SW	XC	SW	SW	SW	SW	XC	SW	SW	SW	SW	SW	XC	SW	SW	SW	SW	SW	XC	SW	SW	SW	SW	XC	SW			
Weymouth	d		0542		0617			0655			0720			0803			0820			0903			0920			1003		
Upwey	d				0621			0659			0724						0824						0924					
Dorchester South	d		0552		0629			0707			0732			0813			0833			0913			0933			1013		
Moreton	d				0636			0714			0739						0839						0939					
Wool	d		0602		0642			0720			0745						0845						0945					
Wareham	d		0610		0649			0727			0753			0828			0853			0928			0953			1028		
Holton Heath	d		0613		0653			0731			0756						0856						0956					
Hamworthy	a		0618		0658			0736			0801			0835			0901			0935			1001			1035		
Poole	d	0528	0624	0650	0703			0741		0758	0807			0840		0858	0907			0940		0958	1007			1040		
Parkstone	d	0532	0628	0654	0707			0745		0802				0844		0902				0944		1002				1044		
Branksome	d	0536	0631	0657	0711			0749		0806				0848		0906				0948		1006				1048		
Bournemouth	a	0541	0637	0702	0717			0754		0811	0817			0854		0911	0917			0954		1011	1017			1054		
Bournemouth	d	0543	0633	0642	0705	0722		0745	0759	0802	0822			0845	0859	0902	0922			0945	0959	1002	1022			1045	1059	
Pokesdown for Boscombe	d	0547		0646	0709	0726				0806	0826					0906	0926					1006	1026					
Christchurch	d	0551		0650	0713	0730				0810	0830					0910	0930					1010	1030					
Hinton Admiral	d	0556		0655	0718					0815						0915						1015						
New Milton	d	0600		0700	0722	0737				0819	0837					0919	0937					1019	1037					
Sway	d	0605		0705	0727					0824						0924						1024						
Brookhurst	a	0610		0709	0732	0743			0813	0829	0843			0913	0929	0943			0959	1013	1029	1043				1113		
Brookhurst	d	0611		0710	0733	0744			0814	0830	0844			0914	0930	0944			1000	1014	1030	1044				1114		
Beaulieu Road	d									0835												1035						
Ashurst (New Forest)	d	0618		0718	0740					0839						0939						1039						
Totton	d	0623		0723	0745					0844						0944						1044						
Southampton Central	a	0629	0704	0728	0752	0758		0813	0828	0852	0858			0913	0928	0952	0958			1013	1028	1052	1058			1113	1128	
Southampton Central	d	0630	0715	0730	0755	0800		0815	0830	0855	0900			0915	0930	0955	1000			1015	1030	1055	1100			1115	1130	
Southampton Airport	a	0637	0722	0737	0802	0807		0822	0837	0902	0907			0922	0937	1002	1007			1022	1037	1102	1107			1122	1137	
Eastleigh	a	0650t		0749t	0806		0806	0849t	0906			0906	0950t	1006		1006	1024			1050t	1106			1106		1150t		
Winchester	a	0647	0732	0747		0817	0822	0830	0847		0917		0924	0931	0947		1017	1024			1030	1047		1117	1124	1131	1147	
Basingstoke	a	0704	0748	0811r		0834		0846	0911r		0935			0947	1011r		1034			1046	1111r		1134			1147	1211r	
Reading	a	0756b	0807	0849e				0907	0947e					1007	1049e					1106	1149e					1207	1249e	
Woking	a	0723		0821				0915b	0920					1020						1115b	1120					1215b	1220	
Clapham Junction	a	0743	0837b			0911		0936b			1011		1036b							1111	1139b		1211		1236b			
London Waterloo	a	0752		0848		0920			0947		1020			1047		1120				1150		1224				1248		

Late night and weekend trains may be altered due to engineering works.
Please check at southwesternrailway.com before travelling.

For guide to notes and symbols, see end of this timetable.

SATURDAY

Weymouth, Poole and Bournemouth to Basingstoke, Woking and London Waterloo

Operator Notes	SW	SW	SW	SW	XC	SW	SW	SW	SW	SW	XC	SW	SW	SW	SW	SW	XC	SW	SW	SW	SW	SW	XC	SW	SW	SW	SW	SW
Weymouth	d		1020			1103			1120			1203			1220			1303			1320			1403			1420	
Upwey	d		1024						1124						1224						1324						1424	
Dorchester South	d		1033			1113			1133			1213			1233			1313			1333			1413			1433	
Moreton	d		1039						1139						1239						1339						1439	
Wool	d		1045						1145						1245						1345						1445	
Wareham	d		1053			1128			1153			1228			1253			1328			1353			1428			1453	
Holton Heath	d		1056						1156						1256						1356						1456	
Hamworthy	a		1101			1135			1201			1235			1301			1335			1401			1435			1501	
Poole	d	1058	1107			1140		1158	1207			1240		1258	1307			1340		1358	1407			1440		1458	1507	
Parkstone	d	1102				1144		1202				1244		1302				1344		1402			1444		1502			
Branksome	d	1106				1148		1206				1248		1306				1348		1406			1448		1506			
Bournemouth	a	1111	1117			1154		1211	1217			1254		1311	1317			1354		1411	1417			1454		1511	1517	
Bournemouth	d	1102	1122		1145	1159	1202	1222			1245	1259	1302	1322			1345	1359	1402	1422			1445	1459	1502	1522		
Pokesdown for Boscombe	d	1106	1126				1206	1226					1306	1326					1406	1426					1506	1526		
Christchurch	d	1110	1130				1210	1230					1310	1330					1410	1430					1510	1530		
Hinton Admiral	d	1115					1215						1315						1415						1515			
New Milton	d	1119	1137				1219	1237					1319	1337					1419	1437					1519	1537		
Sway	d	1124					1224						1324						1424						1524			
Brookhurst	a	1129	1143			1213	1229	1243				1313	1329	1343				1413	1429	1443				1513	1529	1543		
Brookhurst	d	1130	1144			1214	1230	1244				1314	1330	1344				1414	1430	1444				1514	1530	1544		
Beaulieu Road	d						1235												1435									
Ashurst (New Forest)	d	1139					1239						1339						1439						1539			
Totton	d	1144					1244						1344						1444						1544			
Southampton Central	a	1152	1158		1213	1228	1252	1258			1313	1328	1352	1358			1413	1428	1452	1458			1513	1528	1552	1558		
Southampton Central	d	1155	1200		1215	1230	1255	1300			1315	1330	1355	1400			1415	1430	1455	1500			1515	1530	1555	1600		
Southampton Airport	a	1202	1207		1222	1237	1302	1307			1322	1337	1402	1407			1422	1437	1502	1507			1522	1537	1602	1607		
Eastleigh	a	1206		1206	1250t	1306			1306			1350t	1406			1406		1450t	1506		1506			1550t	1607		1607	
Winchester	a	1217	1224		1230	1247			1317			1331	1347			1424		1447	1517	1524			1532	1547		1617	1625	
Basingstoke	a	1234			1246	1311r			1334			1347	1411r			1424		1446	1511r	1524			1548	1611r		1634		
Reading	a				1306	1351e						1409	1449e					1505	1551e				1606	1649e				
Woking	a				1315b	1320						1415b	1420					1515b	1520				1615b	1620				
Clapham Junction	a	1311			1337b				1411			1436b					1511	1536b		1610			1637b			1711		
London Waterloo	a	1320			1349				1420			1449					1520		1549		1619			1648		1720		

Late night and weekend trains may be altered due to engineering works.
Please check at southwesternrailway.com before travelling.

For guide to notes and symbols, see end of this timetable.

SATURDAY

Weymouth, Poole and Bournemouth to Basingstoke, Woking and London Waterloo

Operator Notes	XC	SW	SW	SW	SW	XC	SW	SW	SW	SW	SW	XC	SW	SW	SW	SW	SW	XC	SW	SW	SW	SW	XC	SW			
Weymouth	d	1503			1520		1603			1620			1703			1720			1803			1820			1903		
Upwey	d				1524					1624						1724						1824					
Dorchester South	d	1513			1533		1613			1633			1713			1733			1813			1833			1913		
Moreton	d				1539					1639						1739						1839					
Wool	d				1545					1645						1745						1845					
Wareham	d	1528			1553		1628			1653			1728			1753			1828			1853			1928		
Holton Heath	d				1556					1656						1756						1856					
Hamworthy	a	1535			1601		1635			1701			1735			1801			1835			1901			1935		
Poole	d	1540		1558	1607		1640		1658	1707			1740		1758	1807			1840		1858	1907			1940		
Parkstone	d	1544		1602			1644		1702				1744		1802				1844		1902				1944		
Branksome	d	1548		1606			1648		1706				1748		1806				1848		1906				1948		
Bournemouth	a	1554		1611	1617		1654		1711	1717			1754		1811	1817			1854		1911	1917			1954		
Bournemouth	d	1545	1559	1602	1622		1645	1659	1702	1722		1745	1759	1802	1822		1845	1859	1902	1922				1945	1959		
Pokedown for Boscombe	d			1606	1626				1706	1726				1806	1826				1906	1926							
Christchurch	d			1610	1630				1710	1730				1810	1830				1910	1930							
Hinton Admiral	d			1615					1715					1815					1915								
New Milton	d			1619	1637				1719	1737				1819	1837				1919	1937							
Sway	d			1624					1724					1824					1924								
Brockenhurst	a		1613	1629	1643			1713	1729	1743			1813	1829	1843			1913	1929	1943				1959	2013		
Brockenhurst	d		1614	1630	1644			1714	1730	1744			1814	1830	1844			1914	1930	1944				2000	2014		
Beaulieu Road	d			1635									1835														
Ashurst (New Forest)	d			1639					1739				1839						1939								
Totton	d			1644					1744				1844						1944								
Southampton Central	a	1613	1628	1652	1658		1713	1728	1752	1758		1813	1828	1852	1858		1913	1928	1952	1958				2013	2028		
Southampton Central	d	1615	1630	1655	1700		1715	1730	1755	1800		1815	1830	1855	1900		1915	1930	1955	2000				2015	2030		
Southampton Airport	a	1622	1637	1702	1707		1722	1737	1802	1807		1822	1837	1902	1907		1922	1937	2002	2007				2022	2037		
Eastleigh	a		1650t	1706		1706	1724	1750t	1806		1806	1824	1850t	1906		1906	1924	1950t	2006		2006			2024	2050t		
Winchester	a	1630	1647	1706	1717		1731	1747	1806	1817		1830	1847	1906		1917	1947	2006	2017		2024			2031	2047		
Basingstoke	a	1646	1711r	1706	1734		1747	1811r	1806	1834		1846	1911r	1906		1934	2010	2034	2047					2047	2117r		
Reading	a	1706	1749e	1706			1808	1849e	1906	1950e		1906	1950e	2010					2106					2106	2149e		
Woking	a	1715b	1720	1706			1815b	1820	1906	1920		1915b	1920	2020					2020					2111	2120		
Clapham Junction	a	1737b		1706	1811		1836b		1911			1936b		2020				2055k						2111	2120		
London Waterloo	a		1748	1706	1820		1847		1920			1947		2020				2046						2111	2120		

Late night and weekend trains may be altered due to engineering works.
Please check at [southwesternrailway.com](https://www.southwesternrailway.com) before travelling.

For guide to notes and symbols, see end of this timetable.

SUNDAY

Weymouth, Poole and Bournemouth to Basingstoke, Woking and London Waterloo

Operator Notes	SW	SW	SW	SW	XC	SW	SW	XC	SW	SW	XC	SW	SW	XC	SW	SW	XC	SW	SW	XC	SW	SW	XC	SW	SW	XC	SW	SW	
Weymouth	d			0748		0848			0948			1048			1148			1248			1348			1448			1548		
Upwey	d			0752		0852			0952			1052			1152			1252			1352			1452			1552		
Dorchester South	d			0800		0900			1000			1100			1200			1300			1400			1500			1600		
Moreton	d			0807		0907			1007			1107			1207			1307			1407			1507			1607		
Wool	d			0813		0913			1013			1113			1213			1313			1413			1513			1613		
Wareham	d			0820		0920			1020			1120			1220			1320			1420			1520			1620		
Holton Heath	d																												
Hamworthy	a			0827		0927			1027			1127			1227			1327			1427			1527			1627		
Poole	d	0720	0750	0832	0855	0932	0955		1032	1055		1132	1155		1232	1255		1332	1355		1432	1455		1532	1555		1632	1655	
Parkstone	d	0724	0754	0836		0936			1037			1136			1236			1337			1437			1537			1637		
Branksome	d	0727	0757	0840		0940			1041			1140			1240			1341			1441			1541			1641		
Bournemouth	a	0732	0802	0846	0904	0946	1004		1047	1104		1146	1204		1246	1304		1347	1404		1447	1504		1547	1604		1647	1704	
Bournemouth	d	0736	0806	0850	0906	0940	0951	1006	1040	1050	1106	1140	1150	1206	1240	1250	1306	1340	1350	1406	1440	1450	1506	1540	1550	1606	1640	1650	1706
Pokesdown for Boscombe	d	0740	0810		0910			1010			1110			1210			1310			1410			1510			1610		1710	
Christchurch	d	0744	0814		0914			1014			1114			1214			1314			1414			1514			1614		1714	
Hinton Admiral	d	0749	0819		0919			1019			1119			1219			1319			1419			1519			1619		1719	
New Milton	d	0753	0823	0901	0923		1002	1023		1101	1123		1201	1223		1301	1323		1401	1423		1501	1523		1601	1623		1701	1723
Sway	d	0758	0828		0928			1028			1128			1228			1328			1428			1528			1628		1728	
Brockenhurst	a	0802	0832	0908	0932	0954	1008	1032		1108	1132		1208	1232		1308	1332		1408	1432		1508	1532		1608	1632		1708	1732
Brockenhurst	d	0803	0833	0909	0933	0955	1009	1033		1109	1133		1209	1233		1309	1333		1409	1433		1509	1533		1609	1633		1709	1733
Beaulieu Road	d		0839		0939			1039			1139			1239			1339			1439			1539			1639		1739	
Ashurst (New Forest)	d	0813	0843		0943			1043			1143			1243			1343			1443			1543			1643		1743	
Totton	d	0818	0848		0948			1048			1148			1248			1348			1448			1548			1648		1748	
Southampton Central	a	0824	0853	0924	0953	1008	1023	1053	1109	1123	1153	1208	1223	1253	1308	1323	1353	1408	1423	1453	1509	1523	1554	1609	1623	1653	1708	1723	1753
Southampton Central	d	0826	0855	0925	0955	1015	1025	1055	1115	1125	1155	1215	1225	1255	1315	1325	1355	1415	1425	1455	1515	1525	1555	1615	1625	1655	1715	1725	1755
Southampton Airport	a	0833	0902	0932	1002	1022	1032	1102	1122	1132	1202	1222	1232	1302	1322	1332	1402	1422	1432	1502	1522	1532	1602	1622	1632	1702	1722	1732	1802
Eastleigh	a		0907		1007			1107			1207			1307			1407			1506			1607			1706		1806	
Winchester	a	0842	0922	0941	1022	1030	1041	1122	1130	1141	1222	1230	1241	1322	1330	1341	1423	1430	1441	1516	1530	1541	1616	1630	1641	1716	1730	1741	1816
Basingstoke	a	0901	0942	0958	1042	1046	1058	1142	1146	1158	1242	1246	1258	1342	1346	1358	1443	1446	1458	1533	1547	1558	1633	1646	1658	1733	1747	1758	1833
Reading	a	0932b	1006b	1032b		1106	1133b		1205	1232b		1305	1332b		1406	1432b		1504	1532b		1606	1632b		1705	1732b		1805	1832b	
Woking	a	0928	1002	1019	1102		1118	1203		1218	1302		1318	1402		1418	1502		1518	1553		1618	1653		1718	1753		1818	1853
Clapham Junction	a	0959	1029	1041	1129		1141	1227		1239	1327		1339	1427		1439	1527		1539	1614		1639	1714		1739	1814		1839	1915
London Waterloo	a	1009	1040	1051	1139		1152	1237		1249	1337		1349	1437		1449	1537		1549	1624		1649	1724		1749	1825		1849	1925

Late night and weekend trains may be altered due to engineering works.

Please check at southwesternrailway.com before travelling.

For guide to notes and symbols, see end of this timetable.

SUNDAY

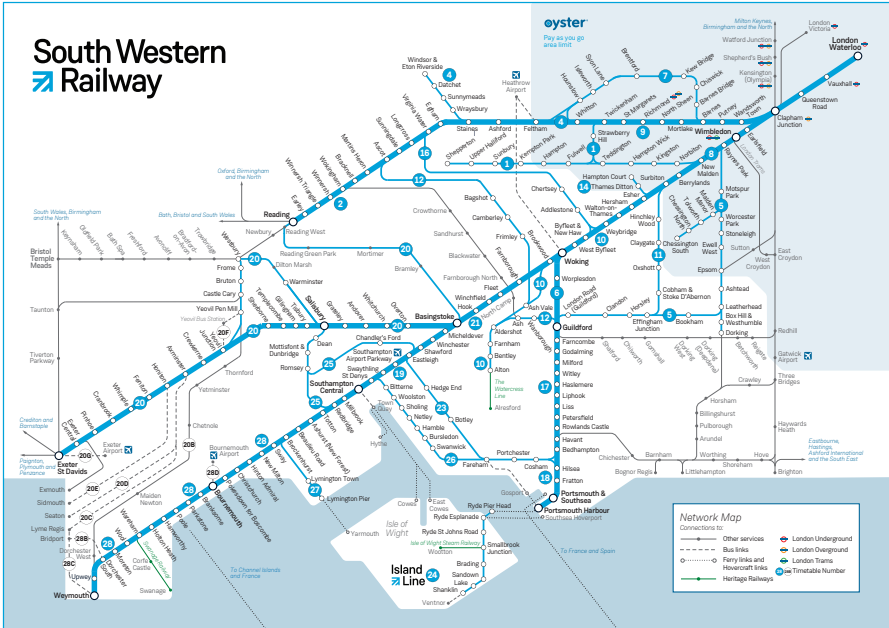
Weymouth, Poole and Bournemouth to Basingstoke, Woking and London Waterloo

Operator Notes	XC	SW	SW	XC	SW	SW	XC	SW	SW	SW	SW	SW	SW																															
Weymouth	d		1648					1745				1848		1958	2058	2158	2258																											
Upwey	d		1652					1749				1852		2002	2102	2202	2302																											
Dorchester South	d		1700					1800				1900		2010	2110	2210	2310																											
Moreton	d		1707					1807				1907		2017	2117	2217	2317																											
Wool	d		1713					1813				1913		2023	2123	2223	2323																											
Wareham	d		1720					1820				1920		2030	2130	2230	2330																											
Holton Heath	d																																											
Hamworthy	a		1727					1827				1927		2037	2137	2237	2337																											
Poole	a		1732	1755				1832	1855			1932	1955	2049	2150	2250	2349																											
Parkstone	d		1737					1836				1937		2053	2154	2254	2353																											
Branksome	d		1741					1840				1941		2056	2157	2257	2357																											
Bournemouth	a		1747	1804				1847	1904			1947	2004	2102	2203	2303	0002																											
Bournemouth	d	1740	1750	1806	1840	1850	1906	1940	1950	2006	2106	2208	2308																															
Pokesdown for Boscombe	d			1810			1910					2010	2110	2212	2312																													
Christchurch	d			1814			1914					2014	2114	2216	2316																													
Hinton Admiral	d			1819			1919					2019	2119	2221	2321																													
New Milton	d		1801	1823		1901	1923		2001	2023	2123	2225	2325																															
Sway	d			1828			1928					2028	2128	2230	2330																													
Brockenhurst	a	1754	1808	1832		1908	1932		2008	2032	2132	2234	2335																															
Brockenhurst	d	1755	1809	1833		1909	1933		2009	2033	2133	2235	2336																															
Beaulieu Road	d			1839			1939					2039	2139																															
Ashurst (New Forest)	d			1843			1943					2043	2143	2243	2343																													
Totton	d			1848			1948					2048	2148	2248	2348																													
Southampton Central	a	1810	1823	1853	1908	1923	1953	2008	2023	2053	2153	2253	2355																															
Southampton Central	d	1815	1825	1855	1915	1925	1955	2015	2025	2055	2155	2255																																
Southampton Airport	a	1822	1832	1902	1922	1932	2002	2022	2032	2102	2202	2302																																
Eastleigh	a			1906			2006				2106	2206	2309																															
Winchester	a	1830	1841	1916	1930	1941	2016	2030	2041	2116	2216	2322																																
Basingstoke	a	1846	1858	1933	1946	1958	2033	2046	2058	2133	2234	2342																																
Reading	a	1905	1932b		2006	2032b		2105	2132b	2232b																																		
Woking	a		1918	1953		2018	2053			2118	2153	2254	0002																															
Clapham Junction	a		1939	2015		2039	2114			2139	2214	2314	0023																															
London Waterloo	a		1949	2024		2049	2124			2149	2224	2324	0033																															

Late night and weekend trains may be altered due to engineering works.
Please check at southwesternrailway.com before travelling.

For guide to notes and symbols, see end of this timetable.

South Western Railway



Changing trains

Most journeys shown in this timetable are direct trains, shown in **bold type**. However, you may be able to make other journeys or reach your destination more quickly by changing trains. To help you find these alternative trains, we show them in *light italic type*. A letter against the time will show where you need to change trains – please check the ‘Notes’ section for an explanation of these letters.

Please allow plenty of time to change trains. At most stations you will need to allow at least five minutes. You will need longer at some stations, and this is shown in the ‘Station information’ table in this timetable. For example ⑩ means you should allow 10 minutes to change trains at this station.

MONDAY TO FRIDAY
London Waterloo, Woking and Basingstoke to Bournemouth, Poole and Weymouth

Operator Notes	SW	SW	SW	SW	SW	SW A	XC	SW	SW	SW	XC	SW	SW	SW	XC	SW	SW	SW	XC	SW	SW	SW	XC	SW	SW			
London Waterloo	d			0530				0630		0703	0710b	0735		0805	0820b	0835		0905	0920b	0935		1005	1020b	1035				
Clapham Junction	d			0537u				0637u		0710u	0717b			0812u	0827b			0912u	0927b			1012u	1027b					
Woking	d			0601				0657		0730	0736b	0800		0816b	0846b	0900		0916b	0946b	1000		1016b	1046b	1100				
Reading	d			0540b				0640b		0657b	0752			0800b	0853			0859b	0952			1007b	1052					
Basingstoke	d			0621				0718		0750	0811	0819		0849	0911			0949	1011			1049	1111					
Winchester	d			0638				0735		0807	0827	0836	0841	0906	0927	0935		1005	1027	1033		1105	1127	1133				
Eastleigh	d			0649			0721z	0746			0821t	0846	0851		0921t			1004t	1021t			1100t	1121t					
Southampton Airport	d			0653			0726z	0750		0818	0835	0850	0855	0914	0936	0944		1014	1035	1042		1114	1136	1142				
Southampton Central	a			0700				0757		0825	0842	0857	0902	0922	0943	0951		1022	1042	1049		1122	1143	1149				
Southampton Central	d			0622	0702	0730	0756	0759		0827	0845	0859	0906	0925	0945	0952	0956	1025	1045	1051	1058	1124	1145	1152	1156			
Totton	d			0628	0707	0738		0804		0833			0911				1001				1104				1201			
Ashurst (New Forest)	d			0632		0742		0809					0916				1006				1108				1206			
Beaulieu Road	d					0747		0813								1010									1210			
Brockenhurst	a			0640	0718	0753	0809	0819		0843		0912	0924	0939	0958	1006	1016	1039		1105	1116	1138		1205	1216			
Brockenhurst	d			0615	0641	0718		0757	0810	0820		0844		0913	0925	0940	0959	1007	1017		1106	1117	1139		1206	1217		
Sway	d			0620	0646	0723		0825		0849			0929		0940			1022			1122				1222			
New Milton	d			0625	0651	0728	0804	0830		0854			0934	0947			1027	1047			1127	1146			1227			
Hinton Admiral	d			0629	0655	0732		0834		0858			0938				1031				1131				1231			
Christchurch	d			0634	0700	0737	0811	0839		0903			0943	0954		1036	1054				1136	1153			1236			
Pokesdown for Boscombe	d			0637	0703	0740		0842		0906			0947	0958		1039	1058				1139	1157			1239			
Bournemouth	a			0641	0707	0744		0817	0824	0846		0910	0913	0928	0953	1002	1013	1021	1044		1102	1114	1120	1144	1201	1213	1220	1244
Bournemouth	d	0611	0644	0712	0746	0804	0818	0848	0904	0912		0932		1005	1010		1025		1105	1110		1124		1205	1210		1224	
Branksome	d	0616	0649	0717	0751	0809	0823	0853	0909	0917		0937			1015		1030			1115		1129		1205	1215		1229	
Parkstone	d	0619	0652	0720	0754	0812	0826	0856	0912	0920		0940			1018		1034			1118		1132		1205	1218		1232	
Poole	d	0624	0657	0725	0758	0817	0830a	0900	0917	0923a		0944		1016	1022a		1038		1116	1122a		1137		1216	1222a		1237	
Hamworthy	d	0629	0702	0730	0803	0822		0905	0922		0949		1021			1043		1121			1142		1221			1242		
Holton Heath	d	0633	0706	0734	0807	0826			0926			1025					1125				1225							
Wareham	d	0638	0711	0739	0812	0831		0912	0931			0956		1030		1050		1130			1149		1230			1249		
Wool	d	0644	0717	0745	0819	0837		0919	0937			1002		1036				1136				1236						
Moreton	d	0650	0725	0751	0825	0843		0925	0943			1042					1142					1242						
Dorchester South	d	0658	0733	0759	0833	0851		0933	0951		1013		1050		1106		1150			1205		1250			1305			
Upwey	d	0705	0739	0806	0839	0858		0939	0958			1057					1157					1257						
Weymouth	a	0709	0744	0810	0844	0902		0944	1002			1023		1101		1117		1203		1215		1303			1315			

Late night and weekend trains may be altered due to engineering works.

Please check at southwesternrailway.com before travelling.

For guide to notes and symbols, see end of this timetable.

MONDAY TO FRIDAY
London Waterloo, Woking and Basingstoke to Bournemouth, Poole and Weymouth

Operator Notes	SW	XC	SW	SW	SW	XC	SW	SW	SW	XC	SW	SW	SW	XC	SW	SW	SW	XC	SW	SW	B	SW				
London Waterloo	d	1105	1120b	1135		1205	1220b	1235		1305	1320b	1335		1405	1420b	1435		1505	1520b	1535		1605				
Clapham Junction	d	1112u	1127b			1212u	1227b			1312u	1327b			1412u	1427b			1512u	1527b	1527k		1612u				
Woking	d	1117b	1146b	1200		1216b	1247b	1300		1316b	1346b	1401		1417b	1446b	1500		1516b	1546b	1600		1616b				
Reading	d	1107b	1151			1209b	1251			1312b	1352			1407b	1450			1505b	1552			1607b				
Basingstoke	d	1149	1211			1248	1311			1349	1411			1449	1511			1549	1613			1648				
Winchester	d	1205	1227	1233		1305	1327	1333		1405	1427	1433		1505	1527	1532		1605	1628	1633	1639	1705				
Eastleigh	d	1200t	1221t			1304t	1321t			1400t	1421t			1500t	1521t			1600t	1621t		1650					
Southampton Airport	d	1214	1241	1244		1314	1336	1343		1414	1435	1442		1514	1536	1541		1614	1637	1642	1654	1714				
Southampton Central	a	1222	1248	1252		1322	1343	1350		1422	1442	1449		1522	1543	1549		1621	1645	1649	1705	1721				
Southampton Central	d	1224	1249	1253	1256	1324	1345	1352	1356	1424	1445	1451	1456	1524	1545	1551	1556	1626	1628	1647	1653	1656	1713	1725	1728	
Totton	d				1302				1401				1501				1601		1634			1702		1733		
Ashurst (New Forest)	d				1306				1406				1506				1606		1639			1707		1738		
Beaulieu Road	d								1410								1610					1711				
Brockenhurst	a	1238		1308	1316	1338		1405	1416	1438		1504	1516	1538		1604	1616	1639	1647		1710	1717	1731	1738	1746	
Brockenhurst	d	1239		1308	1317	1339		1406	1417	1439		1505	1517	1539		1605	1626	1640	1647		1711	1718	1731	1739	1746	
Sway	d				1322				1422				1522				1631	1640	1652			1722		1751		
New Milton	d	1246			1327	1346			1427	1446			1527	1546		1636	1640	1657			1727	1738		1756		
Hinton Admiral	d				1331				1431				1531			1640	1640	1701			1731			1800		
Christchurch	d	1253			1336	1353			1436	1453			1536	1553		1645	1645	1706			1736	1745		1805		
Pokesdown for Boscombe	d	1257			1339	1357			1439	1457			1539	1557		1648	1648	1709			1740			1808		
Bournemouth	a	1301	1317	1323	1344	1401	1413	1421	1444	1501	1513	1520	1544	1601	1613	1620	1653	1701	1713	1721	1726	1744	1752	1755	1812	
Bournemouth	d	1305	1310		1326	1405	1410		1425	1505	1510		1524	1605	1610		1624		1702	1715		1728	1745		1757	1814
Branksome	d		1315		1331		1415		1430		1515		1529		1615		1629		1708			1733	1750		1802	1819
Parkstone	d		1318		1334		1418		1433		1518		1532		1618		1632		1711			1736	1753		1805	1822
Poole	d	1316	1322a		1339	1416	1422a		1438	1516	1522a		1537	1616	1622a		1637	1717	1724a		1740	1757a		1810	1825a	
Hamworthy	d	1321			1344	1421			1443	1521			1542	1621			1642		1722			1745			1815	
Holton Heath	d	1325			1425					1525			1625				1726								1819	
Wareham	d	1330			1351	1430		1449		1530		1549		1630		1649		1730			1752				1824	
Wool	d	1336			1436					1536			1636		1655		1737				1758				1830	
Moreton	d	1342			1442					1542			1642				1743								1841	
Dorchester South	d	1350			1407	1450		1506		1550		1605		1650		1706		1751			1809				1849	
Upwey	d	1357			1457					1557			1657				1757								1855	
Weymouth	a	1403			1417	1503		1516		1603		1616		1703		1715		1802			1818				1902	

Late night and weekend trains may be altered due to engineering works.
Please check at southwesternrailway.com before travelling.

For guide to notes and symbols, see end of this timetable.

MONDAY TO FRIDAY

London Waterloo, Woking and Basingstoke to Bournemouth, Poole and Weymouth

Operator	Notes	XC	SW	SW	XC	SW	SW	XC	SW	SW	XC	SW	SW	XC	SW	SW	SW	XC	SW	SW	SW	SW		
London Waterloo	d	1620b	1635	1705	1723b	1735	1805	1823b	1835	1905	1920b	1935		2005	2020b	2035		2105	2120b	2135		2205	2235	
Clapham Junction	d	1627b		1657b	1702h			1814b		1912u	1927b			2012u	2027b			2112u	2127b			2212u	2227k	
Woking	d	1646b	1659u		1734b			1745b	1834b	1845b	1946b	2000			2046b	2100			2146b	2200			2300	
Reading	d	1652			1752			1757b	1852	1905b	1950				1957b	2049			2052b	2152		2205b	2226n	
Basingstoke	d	1711	1719	1746	1811	1817	1846	1912	1917	1948	2011			2049	2112			2149	2211			2250	2311r	
Winchester	d	1727	1735	1803	1827	1833		1903	1927	1934	2005	2027	2033	2105	2127	2133		2205	2227	2234		2306	2333	
Eastleigh	d	1721t		1801t	1821t			1855t	1921t		2000t	2021t			2103t	2121t			2209t	2222t			2324t	
Southampton Airport	d	1736	1744	1812	1835	1842		1911	1936	1943	2014	2036	2042	2114	2137	2142		2217	2235	2243		2315	2342	
Southampton Central	a	1743	1751	1819	1842	1849		1918	1944	1950	2021	2043	2049	2121	2145	2150		2225	2244	2250		2322	2349	
Southampton Central	d	1745	1755	1758	1822	1825	1845	1853	1856	1922	1925	1947	1954	1956	2025	2028	2045	2051	2056	2125	2146	2152	2156	2224
Totton	d			1804	1831			1901	1930					2002	2033				2101	2130			2201	2232
Ashurst (New Forest)	d			1808	1835			1906	1935					2007	2038				2106				2206	2237
Beaulieu Road	d			1813																			2210	
Brockenhurst	a		1809	1819		1843	1858		1914		1943		2015	2039	2046		2104	2116	2141		2205	2216	2245	2305
Brockenhurst	d		1810	1819		1844	1859		1915		1944		2015	2040	2046		2105	2117	2142		2206	2217	2246	2306
Sway	d			1824	1848			1919	1948				2020	2051	2056				2122	2146		2222	2250	2321
New Milton	d			1829	1853			1924	1953				2025	2056	2056				2127	2151		2227	2255	2326
Hinton Admiral	d			1833	1857			1928	1957				2029	2100	2100				2131	2155		2231	2259	2330
Christchurch	d			1838	1902			1933	2002				2034	2105	2105				2136	2200		2236	2304	2335
Pokesdown for Boscombe	d			1841	1906			1937	2006				2037	2108	2108				2139	2204		2239	2308	2338
Bournemouth	a	1817	1824	1845	1849	1910	1913	1921	1941	1949	2010	2015	2021	2041	2054	2112	2115	2120	2143	2208	2215	2220	2244	2312
Bournemouth	d		1826		1851	1911		1923	1942	1950	2011		2022	2043	2058	2114								2324
Branksome	d		1831		1856	1916		1928	1947	1955	2016		2027	2048	2103	2119								2329
Parkstone	d		1834		1859	1919		1931	1950	1958	2019		2030	2051	2106	2122								2332
Poole	d		1838		1903	1924a		1935	1955a	2003	2024a		2035	2056a	2110	2125a								2337
Hamworthy	d		1843		1908			1940		2008			2040		2115									2342
Holton Heath	d				1912					2012														
Wareham	d		1850		1917			1947		2017			2046		2122									2349
Wool	d		1856		1923			1954		2023			2053		2129									2355
Moreton	d				1929					2029					2137									0002
Dorchester South	d		1907		1937			2005		2037			2104		2145									0010
Upwey	d				1944					2044					2151									0016
Weymouth	a		1918		1950			2015		2050			2114		2157									0022

Late night and weekend trains may be altered due to engineering works.
Please check at southwesternrailway.com before travelling.

★ Passengers travelling with cycles may not join or leave services at stations with train times shown in blue.

For guide to notes and symbols, see end of this timetable.

SATURDAY

London Waterloo, Woking and Basingstoke to Bournemouth, Poole and Weymouth

Operator Notes	SW	SW	SW	SW	SW	SW	SW	XC	SW	SW	SW	XC	SW	SW	SW	XC	SW	SW	SW	XC	SW	SW	XC				
London Waterloo	d			0530		0630		0710b	0735		0805	0820b	0835		0905	0920b	0935		1005	1020b	1035		1105	1120b			
Clapham Junction	d			0537u		0637u		0717b	0720k		0812u	0827b		0912u	0927b		1012u		1028b				1112u	1127b			
Woking	d			0603		0657		0736b	0800		0816b	0846b	0900		0916b	0947b	1000		1016b	1046b	1100		1116b	1148b			
Reading	d			0543b		0637b		0753			0807b	0852		0910b	0952		1007b		1052				1104b	1152			
Basingstoke	d		0510z	0623		0718		0814	0821		0849	0911		0949	1012		1048		1052				1148	1212			
Winchester	d		0526z	0642		0734		0831	0838		0905	0927	0933		1005	1027	1033		1105	1127	1133		1205	1228			
Eastleigh	d		0536z	0651		0743		0821t	0847		0901t	0921t			1000t	1021t			1100t	1121t			1200t	1221t			
Southampton Airport	d		0540z	0655		0748		0840	0851		0914	0936	0942		1014	1036	1042		1114	1136	1142		1214	1236			
Southampton Central	a			0702		0756		0847	0858		0922	0943	0949		1022	1043	1050		1122	1143	1149		1222	1244			
Southampton Central	d		0620	0705	0721	0800	0817	0849	0900	0903	0924	0945	0951	0956	1024	1045	1051	1056	1124	1145	1151	1156	1224	1246			
Totton	d		0625	0710	0726	0805	0822			0908				1001			1101					1201					
Ashurst (New Forest)	d		0630		0731		0827			0913				1006			1106					1206					
Beaulieu Road	d						0831							1010								1210					
Brockenhurst	a		0638	0721	0739	0816	0837		0913	0921	0937	0958	1004	1016	1037		1105	1116	1137		1205	1216	1237				
Brockenhurst	d		0615	0639	0722	0740	0817	0838		0914	0922	0938	0959	1005	1017	1038		1106	1117	1138		1206	1217	1238			
Sway	d		0620	0643	0726	0744	0821	0842			0926			1022				1122				1222					
New Milton	d		0625	0648	0731	0749	0826	0847			0931	0945		1027	1045			1127	1145			1227	1245				
Hinton Admiral	d		0629	0652	0735	0753	0830	0851			0935			1031				1131				1231					
Christchurch	d		0634	0657	0740	0758	0835	0856			0940	0952		1036	1052		1136	1152				1236	1252				
Pokesdown for Boscombe	d		0637	0701	0744	0802	0839	0900			0944	0956		1039	1056		1139	1156				1239	1256				
Bournemouth	a		0641	0706	0748	0806	0843	0905	0917	0928	0952	1000	1013	1020	1044	1100	1113	1120	1144	1200	1213	1220	1244	1300	1313		
Bournemouth	d	0611	0644	0711	0749	0811	0844	0909		0933		1004	1008		1024		1104	1108		1124		1204	1208		1224	1304	1308
Branksome	d	0616	0649	0716	0754	0816	0849	0914		0938			1013		1029			1113		1129			1213		1229		1313
Parkstone	d	0619	0652	0719	0757	0819	0852	0917		0941			1016		1032			1116		1132			1216		1232		1316
Poole	d	0624	0657	0724	0802	0824	0857	0922		0946		1014	1020a		1037		1114	1120a		1137		1214	1220a		1237	1314	1320a
Hamworthy	d	0629	0702	0729	0807	0829	0902	0927		0951		1019			1042		1119		1142		1219			1242	1319		
Holton Heath	d	0633	0706	0733		0833		0931			1023					1123			1223					1323			
Wareham	d	0638	0711	0738	0813	0838	0909	0935		0958		1028		1049		1128		1149		1228		1249		1328			
Wool	d	0644	0717	0744	0820	0844	0915	0942			1035					1135			1235					1335			
Moreton	d	0650	0723	0750	0826	0850	0921	0948			1041					1141			1241					1341			
Dorchester South	d	0658	0731	0758	0834	0858	0929	0956		1014		1051		1105		1149		1205	1249		1305			1349			
Upwey	d	0705	0738	0805	0841	0905	0936	1002			1058					1155			1255					1355			
Weymouth	a	0709	0742	0809	0845	0909	0940	1007		1023		1102				1200		1213	1300					1400			

Late night and weekend trains may be altered due to engineering works.
Please check at southwesternrailway.com before travelling.

For guide to notes and symbols, see end of this timetable.

SATURDAY

London Waterloo, Woking and Basingstoke to Bournemouth, Poole and Weymouth

Operator Notes	SW	SW	SW	XC	SW	SW	SW	XC	SW	SW	SW	XC	SW	SW	SW	XC	SW	SW	SW	XC	SW	SW	
London Waterloo	d	1135		1205	1220b	1235		1305	1320b	1335		1405	1420b	1435		1505	1520b	1535		1605	1620b	1635	
Clapham Junction	d			1212u	1227b			1312u	1327b			1412u	1427b			1512u	1527b			1612u	1627b		
Woking	d	1200		1216b	1246b	1304		1316b	1346b	1400		1416b	1446b	1500		1516b	1546b	1600		1616b	1646b	1700	
Reading	d			1207b	1252			1307b	1352			1407b	1452			1507b	1552			1607b	1652		
Basingstoke	d			1248	1311			1349	1411			1449	1511			1549	1611			1649	1711		
Winchester	d	1233		1305	1327	1336		1405	1427	1433		1505	1527	1533		1605	1627	1633		1705	1727	1733	
Eastleigh	d			1300t	1321t			1400t	1421t			1500t	1521t			1600t	1621t			1700t	1721t		
Southampton Airport	d	1242		1314	1336	1345		1414	1436	1442		1514	1535	1542		1614	1636	1642		1714	1735	1742	
Southampton Central	a	1249		1322	1343	1352		1422	1443	1449		1522	1542	1549		1622	1643	1649		1722	1742	1749	
Southampton Central	d	1251	1256	1324	1345	1353	1356	1424	1445	1451	1456	1524	1545	1551	1556	1624	1645	1651	1656	1724	1745	1751	1756
Totton	d		1301				1401				1501				1601				1701				1801
Ashurst (New Forest)	d		1306				1406				1506				1606				1706				1806
Beaulieu Road	d						1410				1610				1610								1810
Brockenhurst	a	1304	1316	1337	1407	1416	1437	1505	1516	1537	1605	1616	1637	1704	1716	1737	1804	1816					
Brockenhurst	d	1305	1317	1338	1408	1417	1438	1506	1517	1538	1606	1617	1638	1705	1717	1738	1805	1817					
Sway	d		1322			1422			1522			1622			1722				1822				
New Milton	d		1327	1345		1427	1445		1527	1545		1627	1645		1727	1745			1827				
Hinton Admiral	d		1331			1431			1531			1631			1731				1831				
Christchurch	d		1336	1352		1436	1452		1536	1552		1636	1652		1736	1752			1836				
Pokesdown for Boscombe	d		1339	1356		1439	1456		1539	1556		1639	1656		1739	1756			1839				
Bournemouth	a	1320	1344	1400	1413	1422	1444	1500	1513	1520	1544	1600	1613	1620	1644	1700	1715	1720	1744	1800	1813	1820	1844
Bournemouth	d	1324		1404	1408	1426		1504	1508	1524		1604	1608	1624		1704	1708	1724		1804	1808	1824	
Branksome	d	1329		1413	1431	1431		1513	1529	1529		1613	1629	1629		1713	1729	1729		1813	1813	1829	
Parkstone	d	1332		1416	1434	1434		1516	1532	1532		1616	1632	1632		1716	1732	1732		1816	1816	1832	
Poole	d	1337		1414	1420a	1438		1514	1520a	1537		1614	1620a	1637		1714	1720a	1737		1814	1820a	1837	
Hamworthy	d	1342		1419	1443	1443		1519	1542	1542		1619	1642	1642		1719	1742	1742		1819	1842	1842	
Holton Heath	d			1423				1523				1623			1723				1823				
Wareham	d	1349		1428	1450	1450		1528	1549	1549		1628	1649	1649		1728	1749	1749		1828	1849	1849	
Wool	d			1435				1535				1635			1735				1835				
Moreton	d			1441				1541				1641			1741				1841				
Dorchester South	d	1405		1449	1506	1506		1549	1605	1605		1649	1705	1705		1749	1807	1807		1849	1905	1905	
Upwey	d			1455				1555				1656			1756				1856				
Weymouth	a	1413		1500	1515	1515		1600	1613	1613		1700	1713	1713		1800	1816	1816		1900	1913	1913	

Late night and weekend trains may be altered due to engineering works.
Please check at southwesternrailway.com before travelling.

For guide to notes and symbols, see end of this timetable.

SATURDAY

London Waterloo, Woking and Basingstoke to Bournemouth, Poole and Weymouth

Operator	Notes	SW	XC	SW	SW	SW	XC	SW	SW	SW	XC	SW	SW	XC	SW	SW	XC	SW	SW	SW	SW	SW	SW	SW	SW	SW	SW	SW
London Waterloo	d	1705	1720b	1735		1805	1820b	1835		1905	1920b	1935		2005	2020b	2035	2105	2120b	2135	2205	2235	2305	0010					
Clapham Junction	d	1712u	1727b			1812u	1827b			1912u	1927b			2012u	2027b		2112u	2127b		2212u	2227k	2312u	0017u					
Woking	d	1716b	1746b	1800		1816b	1846b	1900		1916b	1946b	2000		2016b	2046b	2101	2116b	2146b	2200		2300	2332	0040					
Reading	d	1707b	1752			1807b	1852			1905b	1951			2005b	2052		2110b	2152		2205b	2235n	2305b						
Basingstoke	d	1749	1811			1849	1911			1949	2011			2049	2111		2148	2211		2250	2311r	2352	0100					
Winchester	d	1805	1827	1833		1905	1927	1933		2006	2027	2033		2105	2127	2133	2205	2227	2233	2307	2333	0011	0116					
Eastleigh	d	1800t	1821t			1900t	1921t			2000t	2021t			2100t	2121t		2205t	2221t			2324t	0022	0125					
Southampton Airport	d	1814	1835	1842		1914	1935	1942		2014	2035	2042		2114	2136	2142	2214	2236	2242	2315	2342	0026	0129					
Southampton Central	a	1822	1842	1849		1921	1942	1949		2022	2042	2049		2122	2144	2149	2225	2243	2251	2322	2349	0035	0136					
Southampton Central	d	1823	1845	1851	1856	1924	1945	1951	1956	2024	2045	2051	2056	2124	2145	2151	2229	2245	2252	2324	2351	0037	0138					
Totton	d				1901				2001				2101	2129			2234			2329		0042s	0143s					
Ashurst (New Forest)	d				1906				2006				2106	2134			2239			2334								
Beaulieu Road	d								2010																			
Brockenhurst	a	1837		1905	1916	1937	1958	2004	2016	2037		2104	2116	2142		2206	2247		2306	2342	0004	0053s	0154s					
Brockenhurst	d	1838		1906	1917	1938	1959	2005	2017	2038		2105	2117	2143		2207	2248		2307	2343	0005							
Sway	d				1922				2022				2122	2148			2253			2347								
New Milton	d	1845			1927	1945			2027	2045			2127	2153			2258			2352	0012s	0100s	0201s					
Hinton Admiral	d				1931				2031				2131	2157			2302			2356								
Christchurch	d	1852			1936	1952			2036	2052			2136	2202			2307			0002	0019s	0107s	0208s					
Pokesdown for Boscombe	d	1856			1939	1956			2039	2056			2139	2206			2311			0005	0023s	0111s	0212s					
Bournemouth	a	1900	1913	1921	1944	2000	2013	2020	2044	2100	2113	2120	2144	2210	2215	2221	2315	2318	2324	0009	0027	0115	0216					
Bournemouth	d	1904	1908			2004	2008			2104	2108			2212			2226	2317		2327	0011	0029	0117					
Branksome	d		1913			2013	2013			2129	2113			2217			2231	2322		2332	0016	0034	0122s					
Parkstone	d		1916			2016	2016			2132	2116			2221			2234	2326		2335	0019	0037	0125s					
Poole	d	1914	1920a			2014	2020a			2114	2120a			2226a			2238	2330a		2340	0023a	0041a	0128a					
Hamworthy	d	1919				2019				2119				2243			2243			2345								
Holton Heath	d	1923				2023																						
Wareham	d	1928				2028		2049		2126				2149			2250			2351								
Wool	d	1935				2035				2133				2155			2257			2358								
Moreton	d	1941				2041				2143				2201			2303			0004								
Dorchester South	d	1949				2049		2105		2151				2209			2311			0012								
Upwey	d	1955				2056				2158				2216			2317			0018								
Weymouth	a	2000				2101		2113		2202				2220			2322			0023								

Late night and weekend trains may be altered due to engineering works.
Please check at southwesternrailway.com before travelling.

For guide to notes and symbols, see end of this timetable.

SUNDAY

London Waterloo, Woking and Basingstoke to Bournemouth, Poole and Weymouth

Operator Notes	SW	SW D	SW	SW D	SW	SW D	XC	SW	SW D	XC	SW	SW D	XC	SW	SW D	XC	SW	SW D	XC	SW	SW D	XC	SW	SW D	XC	SW	SW D	XC	
London Waterloo	d				0753	0835	0853	0915b	0935	0953	1015b	1035	1054	1115b	1135	1154	1215b	1235	1254	1315b	1335	1354	1415b	1435	1454	1520b	1535	1605	1620b
Clapham Junction	d				0803u	0845u	0903u	0924b	0945u	1003u	1023b	1045u	1103u	1123b	1145u	1203u	1223b	1242u	1303u	1323b	1342u	1403u	1423b	1442u	1503u	1527b	1542u	1612u	1627b
Woking	d				0828	0907	0928	0946b	1007	1028	1046b	1107	1128	1146b	1207	1228	1246b	1307	1328	1345b	1407	1428	1446b	1507	1528	1546b	1607	1637	1646b
Reading	d				0737b	0837b	0912b	0952		1012b	1048		1112b	1152		1212b	1252		1312b	1352		1412b	1452		1512b	1552		1612b	1653
Basingstoke	d	0748			0848	0927	0948	1011	1027	1048	1111	1127	1148	1211	1227	1248	1311	1327	1347	1411	1427	1447	1510	1527	1547	1611	1627	1657	1711
Winchester	d	0807			0908	0944	1008	1027	1044	1108	1127	1144	1208	1227	1244	1308	1327	1344	1407	1427	1444	1507	1527	1544	1607	1627	1644	1714	1727
Eastleigh	d	0821			0922		1022			1122			1222			1322			1420			1520			1621			1723	
Southampton Airport	d	0825			0927	0953	1027	1035	1053	1127	1135	1153	1227	1235	1253	1327	1335	1353	1425	1435	1453	1525	1535	1553	1625	1635	1653	1727	1735
Southampton Central	a	0832			0934	1000	1034	1042	1100	1134	1142	1200	1234	1244	1300	1334	1344	1400	1432	1442	1500	1532	1544	1600	1632	1642	1700	1734	1744
Southampton Central	d	0834	0903	0935	1003	1035	1050	1103	1135	1150	1203	1235	1250	1303	1335	1350	1403	1433	1450	1503	1533	1550	1603	1634	1650	1703	1736	1750	
Totton	d	0839			0941		1041			1141			1241			1341			1439			1539			1639			1741	
Ashurst (New Forest)	d	0844			0945		1045			1145			1245			1345			1443			1543			1644			1746	
Beaulieu Road	d	0848			0950		1050			1150			1250			1350			1448			1548			1648			1750	
Brockenhurst	a	0854	0916	0956	1016	1056	1107	1116	1156		1216		1256		1316		1356		1416		1454		1516		1554		1616		1756
Brockenhurst	d	0855	0917	0957	1017	1057	1108	1117	1157		1217		1257		1317		1357		1417		1455		1517		1555		1617		1757
Sway	d	0900			1001		1101			1201			1301			1401			1459			1559			1700			1801	
New Milton	d	0905	0924	1006	1024	1106		1124	1206		1224	1306		1324	1406		1424	1504		1524	1604		1624	1705		1724	1806		
Hinton Admiral	d	0909			1010		1110			1210			1310			1410			1508			1608			1709			1810	
Christchurch	d	0914			1015		1115			1215			1315			1415			1513			1613			1714			1815	
Pokesdown for Boscombe	d	0917			1019		1119			1219			1319			1419			1517			1617			1717			1819	
Bournemouth	a	0921	0934	1023	1034	1123	1127	1134	1223	1227	1234	1323	1327	1334	1423	1427	1434	1521	1525	1534	1621	1625	1634	1721	1725	1734	1823	1827	
Bournemouth	d	0839	0924	0939	1024	1039	1124		1139	1224		1239	1324		1339	1424		1439	1522		1539	1622		1639	1723		1739	1824	
Branksome	d	0844			0944		1044		1144			1244			1344			1444			1544			1644			1744		
Parkstone	d	0847			0947		1047		1147			1247			1347			1447			1547			1647			1747		
Poole	d	0851	0933a	0951	1033a	1051	1133a		1151	1233a		1251	1333a		1433a		1451	1531a		1551	1631a		1651	1732a		1751	1833a		
Hamworthy	d	0856			0956		1056		1156			1256			1356			1456			1556			1656			1756		
Holton Heath	d																												
Wareham	d	0903			1003		1103		1203			1303			1403			1503			1603			1703			1803		
Wool	d	0910			1010		1110		1210			1310			1410			1510			1610			1710			1810		
Moreton	d	0916			1016		1116		1216			1316			1416			1516			1616			1716			1818		
Dorchester South	d	0924			1024		1124		1224			1324			1424			1524			1624			1724			1826		
Upwey	d	0931			1032		1131		1231			1331			1431			1531			1631			1731			1832		
Weymouth	a	0935			1036		1135		1235			1335			1435			1535			1635			1735			1837		

Late night and weekend trains may be altered due to engineering works.
Please check at southwesternrailway.com before travelling.

For guide to notes and symbols, see end of this timetable.

SUNDAY

London Waterloo, Woking and Basingstoke to Bournemouth, Poole and Weymouth






Operator	SW	SW	XC	SW	SW	XC	SW	SW	XC	SW	SW	XC	SW	SW	SW	SW	SW																						
London Waterloo	d	1635	1705	1720b	1735	1805	1820b	1835	1905	1920b	1935	2005	2020b	2035	2105	2135	2205	2305																					
Clapham Junction	d	1642u	1712u	1727b	1742u	1812u	1827b	1842u	1912u	1927b	1942u	2012u	2027b	2042u	2112u	2142u	2212u	2312u																					
Woking	d	1707	1737	1746b	1807	1837	1846b	1907	1937	1946b	2007	2037	2046b	2107	2137	2207	2237	2337																					
Reading	d		1712b	1752			1852			1952		2052			2152b																								
Basingstoke	d	1727	1757	1811	1827	1857	1911	1927	1957	2011	2027	2057	2111	2127	2157	2227	2257	2357																					
Winchester	d	1744	1814	1827	1844	1914	1927	1944	2014	2027	2044	2114	2127	2144	2214	2244	2314	0014																					
Eastleigh	d		1823			1923			2023			2123			2223		2323	0023																					
Southampton Airport	d	1753	1827	1835	1854	1927	1936	1954	2027	2038	2054	2127	2135	2153	2227	2253	2327	0028																					
Southampton Central	a	1800	1834	1842	1901	1934	1947	2001	2034	2045	2101	2134	2142	2200	2234	2300	2334	0037																					
Southampton Central	d	1803	1836	1850	1905	1936	1950	2003	2036	2050	2103	2136	2150	2203	2236	2303	2336	0040																					
Totton	d		1841			1941			2041			2141			2241		2341	0045s																					
Ashurst (New Forest)	d		1846			1946			2046			2146			2246		2346																						
Beaulieu Road	d		1850			1950			2050			2150																											
Brockenhurst	a	1816	1856	1903	1918	1956		2016	2056		2116	2156		2216	2254	2316	2354	0056s																					
Brockenhurst	d	1817	1857	1910	1919	1957		2017	2057		2117	2157		2217	2257	2317	2355																						
Sway	d		1901			2001			2101			2201			2301		2359																						
New Milton	d	1824	1906		1925	2006		2023	2106		2124	2206		2224	2306	2324	0004	0104s																					
Hinton Admiral	d		1910			2010			2110			2210			2310		0008																						
Christchurch	d		1915			2015			2115			2215			2315		0013	0111s																					
Pokesdown for Boscombe	d		1919			2019			2119			2219			2319		0017	0115s																					
Bournemouth	a	1834	1923	1927	1936	2023	2027	2034	2123	2127	2134	2223	2227	2234	2323	2334	0021	0119																					
Bournemouth	d	1839	1924		1940	2024		2039	2124		2139	2224		2239	2324	2339	0022	0120																					
Branksome	d	1844			1945			2044			2144			2244		2344	0027	0125s																					
Parkstone	d	1847			1948			2047			2147			2247		2347	0030	0128s																					
Poole	d	1851	1933a		1952	2033a		2051	2133a		2151	2233a		2251	2333a	0034a	0132a																						
Hamworthy	d	1856			1957			2056			2156			2256		2356																							
Holton Heath	d																																						
Wareham	d	1903			2004			2103			2203			2303		0003																							
Wool	d	1910			2011			2110			2210			2310		0010																							
Moreton	d	1916			2017			2117			2216			2316		0016																							
Dorchester South	d	1924			2025			2125			2224			2324		0024																							
Upwey	d	1931			2032			2132			2231			2331		0030																							
Weymouth	a	1935			2036			2136			2236			2336		0035																							


Late night and weekend trains may be altered due to engineering works. Please check at southwesternrailway.com before travelling.


For guide to notes and symbols, see end of this timetable.

GUIDE TO NOTES AND SYMBOLS

First Class accommodation also available on all trains shown in **bold type**.

- A** Also calls at Redbridge 0735.
B Also calls at Redbridge 1717.
D Divides during journey - please make sure you are in the correct portion.
SW Operated by South Western Railway.
XC Operated by CrossCountry
 · Seat reservations available
 · Cycle reservations recommended.
- a Arrival time.
 b Change at Basingstoke.
 d Departure time.
 e Change at Winchester and Basingstoke.
 g Change at Basingstoke and Woking.
 h Change at Woking and Winchester.
 k Change at Woking.
 m Change at Winchester and Surbiton.
 n Change at Basingstoke and Winchester.
 r Change at Winchester.
 s Stops to let passengers leave the train only.
 t Change at Southampton Airport Parkway.
 u Stops to let passengers join the train only.
 v Change at Eastleigh.
 z Change at Southampton Central.
- ↳ Continued in later column.
 ← Continued from earlier column.
-  Train attaches to another.
 Train divides.
 Car Park.
 Minimum connection time where different from the standard five minutes.
 † Station is **closed** on Sunday.
 \$ For details of additional trains, please see Great Western Railway timetables.
 ‡ For services to and from Lymington please see timetable 27.
 For details of buses from Wareham station to Corfe Castle and Swanage, telephone 01202 338420.
 For information on the Swanage Railway visit swanagerailway.co.uk
 ↔ Southampton Airport - station is a short walk from the airport terminal.
 ↔ Woking - Railair coach link between Woking station and Heathrow Airport. Visit firstbus.co.uk/railair for details.
 \$ Station is approximately 3 miles from Beaulieu village. There are NO bus services from Beaulieu Road station.
 Please visit beaulieu.co.uk for public transport information to the Motor Museum.

 Station for Southampton City Centre and the Docks. Also buses for Red Funnel Ferries to Cowes, Isle of Wight, (redfunnel.co.uk) and the Hythe ferry (hytheferry.co.uk).

 Interchange for London Underground. Visit tfl.gov.uk for details.

★ Passengers travelling with cycles may not join or leave services at stations with train times shown in blue.

Cycles on trains

At peak times the following restrictions apply in the area bounded by Reading, Hook, Alton, Guildford and Dorking.




Passengers travelling with cycles may not join or leave services timed to arrive at London Waterloo between 0715 and 1000 inclusive and timed to depart from London Waterloo between 1645 and 1900 inclusive.

Travelling after midnight?

Trains which run after midnight are shown at the end of the day.

STATION INFORMATION

See notes for explanation of symbols.

Weymouth	P		S
Upwey	P		S
Dorchester South	P		S
Moreton	P		
Wool	P		
Wareham	P		
Holton Heath	P		†
Hamworthy			
Poole	P	④	
Parkstone	P		
Branksome	P		
Bournemouth	P		
Pokesdown for Boscombe			
Christchurch	P		
Hinton Admiral	P		
New Milton	P		
Sway	P		
Brockenhurst	P	⑤	‡
Beaulieu Road			\$
Ashurst (New Forest)	P		
Totton	P		
Southampton Central	P		
Southampton Airport	P		↔
Eastleigh	P	③	
Winchester	P		
Basingstoke	P		
Reading	P	⑦	
Woking	P		↔
Clapham Junction		⑩	
London Waterloo		⑪	

28C Weymouth - Bridport - Lyme Regis Bus service

Bus service operated by First Wessex X52 / X53 - Tel: 0345 6460707
firstgroup.com/wessex

MONDAY TO FRIDAY - until 30 August 2024

Notes								Sch	SH			Sch									
Weymouth Station Forecourt	d	0658	0831	0922	1013	1118	1221	1318	1424	1425	1518	1633	1714	1718	1821						
Abbotsbury Ilchester Arms	a	0721	0859	0953	1046	1149	1253	1349	1456	1456	1549	1705	1745	1750	1847						
West Bay George Hotel	a	0742	0925	1019	1116	1215	1320	1417	1523	1519	1616	1731	1806	1816	1910						
Bridport West Street	a	0750	0936	1032	1132	1228	1334	1430	1600	1532	1630	1743	1814	1825	1918						
Lyme Regis Square	a	0825	1022	1122b	1224	1321b	1422	1520b	1649	1621	1723b	1825	1842	1913b	2027b						

A reduced service will operate from 2 September 2024.

Notes	SH	Sch	SH	Sch																	
Lyme Regis Post Office	d	0645	0645	0745	0735	0841b	0939	1042b	1141	1240b	1340	1440b	1553	1643b	1752	1934					
Bridport West Street	d	0721	0721	0825	0811	0932	1028	1131	1229	1331	1428	1531	1643	1730	1834	2014					
West Bay George Hotel	d	0731	0731	0837	0839	0943	1042	1145	1244	1344	1443	1544	1657	1742	1845	2024					
Abbotsbury Ilchester Arms	d	0752	0752	0859	0901	1009	1109	1210	1308	1410	1509	1609	1721	1806	1906	2045					
Weymouth Bus Garage *	a	0821	0826	0929	0933	1042	1144	1243	1340	1443	1543	1640	1753	1837	1932	2112					

A revised timetable will be published.

SATURDAY - until 31 August 2024

Notes																					
Weymouth Station Forecourt	d	0640	0830	0918	1019	1118	1222	1318	1429	1518	1628	1718	1821								
Abbotsbury Ilchester Arms	a	0709	0859	0948	1051	1149	1254	1350	1459	1549	1658	1748	1850								
West Bay George Hotel	a	0737	0928	1015	1119	1217	1322	1419	1527	1617	1726	1815	1915								
Bridport West Street	a	0749	0941	1027	1136	1233	1335	1435	1537	1629	1736	1826	1925								
Lyme Regis Square	a	0826	1025	1125b	1224	1323b	1423	1522b	1623	1724b	1822	1907b									

Notes																					
Lyme Regis Post Office	d	0838b	0939	1039b	1138	1238b	1337	1439b	1537	1637b	1736	1935									
Bridport West Street	d	0931	1028	1130	1227	1330	1422	1530	1621	1730	1820	2020									
West Bay George Hotel	d	0943	1043	1145	1242	1345	1436	1544	1635	1742	1833	2033									
Abbotsbury Ilchester Arms	d	1009	1108	1211	1306	1410	1501	1610	1659	1807	1856	2057									
Weymouth Bus Garage *	a	1045	1143	1246	1338	1445	1533	1644	1731	1838	1924	2126									

SUNDAY - until 1 September 2024

0836	1029	1229	1428	1632	1822																
0904	1059	1259	1456	1702	1850																
0931	1127	1326	1525	1727	1916																
0942	1138	1338	1537	1737	1924																
1025	1225	1424	1623	1823																	

0935	1135	1337	1536	1737																	
1018	1219	1420	1619	1819																	
1032	1234	1434	1633	1831																	
1057	1257	1459	1657	1855																	
1129	1327	1529	1725	1922																	

Sunday service runs on Public Holidays.

NOTES SH - School Holidays only.

a - Arrival time.

b - change at Bridport Bus Station

Sch - School days only.

d - Departure time.

* - Bus Garage is 3 minutes walk from Weymouth Station.

Rail tickets to 'Bridport Bus X51 / X53' are valid to Lyme Regis (and also on the Dorchester - Lyme Regis service)

28D Bournemouth Rail Station to Bournemouth International Airport (Hurn) Bus Service

Operated by Morebus 737, Tel: 01202 338420, morebus.co.uk/services

MONDAY TO FRIDAY - NO SERVICE on this route on Saturdays, Sundays or public holidays

<i>Notes</i>																				
Bournemouth Station #	d	0556	0642																	
Bournemouth Airport	a	0631	0722																	

<i>Notes</i>																				
Bournemouth Airport	d	1335	1620	1800																
Bournemouth Station	a	1416	1710	1840																

NOTES

- Buses use Stand 2 in the Bus Station, adjacent to Platform 3 exit at Bournemouth Railway Station.

a - Arrival Time

d - Departure time.

Bournemouth PlusBus tickets are valid to Bournemouth Airport.

Visit us at southwesternrailway.com

- Buying tickets online
- Live train information
- Train times
- Special offers and days out
- Plan your journey
- Latest news

Customer Service Centre

0345 6000 650

Monday to Friday 0800 - 2000

Saturday 0900 - 1800

Sunday 0900 - 1600

Our UK based team are available for:

- Comments and suggestions

Assisted Travel

0800 5282 100

Text relay 18001 0800 5282 100

A freephone service open 24 hours for disabled and older customers.

We recommend booking assistance **2 hours in advance**.

National Rail Enquiries

03457 48 49 50

Train times, fares and rail information.

Free travel alerts

southwesternrailway.com/alerts

Keeping our registered customers up-to-date with their service running information, delays and alterations.



[@SW_Help](https://twitter.com/SW_Help)

Follow South Western Railway on 'X' and be the first to know what's happening on our network.



Facebook.com/SWRailway

Providing South Western Railway network information and details of our latest offers.

First MTR South Western Trains Limited (trading as South Western Railway) accepts no liability for any inaccuracy in the information contained in this timetable which is subject to alteration.

First MTR South Western Trains Limited. Registered in England and Wales 07900320.

Registered office: 8th Floor, The Point, 37 North Wharf Road, London W2 1AF.

A First and MTR company.

South Western
 **Railway**

PTT28 06 2024



Please Recycle