

20 Exeter, Yeovil, Westbury and Salisbury to London Waterloo



Train times

2 June to 21 September 2024

South Western
Railway

Your timetable

This timetable shows train services between **Exeter, Yeovil, Salisbury and London Waterloo**.

It also shows train services between:

- **Yeovil Pen Mill and London Waterloo via Castle Cary and Westbury** - see timetable **20A**
- **Yeovil Pen Mill and Weymouth** - see timetable **20B**.

Also connecting bus services between:

- **Axminster, Lyme Regis and Bridport** - see timetable **20C**
- **Axminster, Seaton and Beer** - see timetable **20D**
- **Honiton and Sidmouth** - see timetable **20E**
- **Yeovil Junction and Yeovil Pen Mill**- see timetable **20F**
- **Exeter St Davids and Exeter Airport**- see timetable **20G**.

Automated Delay Repay

We have introduced a new Automated Delay Repay (ADR) system that drastically cuts the time it takes to claim and receive compensation if your train is late.

ADR works for all customers who have bought Advance tickets or a Touch Smartcard season ticket from our website.

If you have a Touch Smartcard season ticket, you will need to touch in and out at the beginning and end of your journey, sign up for a Delay Repay account at

delayerepay.southwesternrailway.com and select 'Auto Delay Repay'. (The email addresses you use for 'My Account' and 'Delay Repay' must match.)

To find out more about Automated Delay Repay, visit:

southwesternrailway.com/contact-and-help/refunds-and-compensation/delay-repay/automated-delay-repay.

Buy a ticket before you board

You need to buy a valid ticket before you get on your train.

We know that most of our passengers do this before travelling, and we have a duty to those passengers to make sure no-one travels without paying. This is why we run a penalty fares scheme across most of our network.

If you travel without a valid ticket to or from a station within the penalty fares area, you may have to pay a penalty fare. A Penalty Fare is £100 plus the price of the full single fare applicable for your intended journey. However, if it is paid within 21 days, the Penalty Fare is reduced to £50 plus the price of the single fare applicable.

We have a policy to, wherever possible, prosecute everyone who deliberately avoids paying.

Cycles on trains

The services in this timetable have limited room for cycles so we have had to apply some restrictions. The ▼ and ★ symbol, with train times printed in **blue**, show restricted trains. These restrictions are explained in the 'Guide to notes and symbols' section.

We will carry folding cycles on any train as long as they can be folded small enough to be carried safely in the luggage rack. Cycles are not allowed on buses that replace trains during engineering works.

Changes to train times

Network Rail need to do engineering work to maintain and improve the rail network. They do a lot of this work at weekends and during holiday periods, but they also need to do some work overnight during the week.

If we need to close rail lines so Network Rail can carry out work, buses will replace train services. We may also have to alter train services over a wider area.

Please check for any changes to train times before travelling at weekends, late in the evening or early in the morning.

Look for the 'Changes to train times' posters at stations, or visit our website at **southwesternrailway.com**.

No-smoking policy

For the comfort of all our customers, smoking and using e-cigarettes is not allowed on any part of our trains or stations.

You can smoke outside the station entrance or in our car parks.

Travel with Confidence

So that you can travel with confidence, we are ventilating trains to refresh air, improving information about journeys and trains, and extensively cleaning trains and stations.



South Western Railway and Community Rail Partnerships

We are committed to working with Community Rail Partnerships (CRPs) across our network. CRPs are not-for-profit organisations that help to further connect the railway with the communities they serve. They work closely with SWR to promote healthy and sustainable travel, design projects which bring communities together, as well as support social and economic development. SWR is proud to provide core funding and support to 12 CRPs on our network.

Devon & Cornwall Rail Partnership - East Devon Line

Stations: Axminster, Honiton, Feniton, Whimple, Cranbrook and Pinhoe.

The first rail partnership in the country, formed in 1991, Devon and Cornwall Rail Partnership has seen great success in the promotion and growth of services across that region. Their campaigns have won multiple national accolades including at the Community Rail Awards and the Rail Exec 'Most Interesting' Awards.

Find out more at dcrp.org.uk

**Devon & Cornwall
RAIL PARTNERSHIP**

South Wessex Community Rail Partnership

Covering the line running south of Westbury to Weymouth, including Upwey and Weymouth.

Find out more at southwessexcrp.org.uk/



SOUTH WESSEX
COMMUNITY RAIL PARTNERSHIP

Three Rivers Community Rail Partnership

Stations: Salisbury, Dean, Mottisfont & Dunbridge, Romsey, Millbrook, Redbridge, Southampton Central, St Denys, Swaythling, Southampton Airport, Eastleigh, Chandler's Ford, Bitterne, Woolston, Sholing, Netley, Hamble, Bursledon, Shawford and Winchester.

Three Rivers aims to improve stations in the area of the rail routes that run alongside the main rivers between Salisbury, Winchester, Southampton and Bursledon – hence 'Three Rivers'. It is a group of local authorities, residents and the train industry, working to improve local stations, promote tourism, and train and bus service integration.

Find out more at threeriversrail.com/



Blackmore Vale Community Rail Partnership

Stations: Tisbury, Gillingham, Templecombe, Sherborne, Yeovil Junction and Crewkerne.

The Blackmore Vale Line Community Rail Partnership is the local rail partnership, covering the stations of Tisbury, Gillingham, Templecombe, Sherborne, Yeovil Junction and Crewkerne on the West of England Line from London Waterloo to Exeter St Davids. Together with local people, station groups, businesses, and statutory and voluntary groups, the CRP promotes the area to prospective rail passengers and increases community involvement in its award-winning stations.

Find out more at blackmorevaletrains.com



SATURDAY

Exeter, Yeovil and Salisbury to Basingstoke, Woking and London Waterloo

Notes	▼	▼	▼	▼	▼	▼	▼	▼	J	▼	▼	▼	▼	▼	C	▼	▼	▼	▼	▼	▼	▼	▼	▼	▼	▼			
Exeter St Davids	d				0510			0640	0725		0824		0925		1025		1125		1225		1325		1425		1525		1625		
Exeter Central	d				0514			0645	0729		0828		0930		1030		1130		1230		1330		1430		1530		1630		
Pinhoe	d				0519			0650	0734		0833		0935		1035		1135		1235		1335		1435		1535		1635		
Cranbrook	d				0523			0654	0738		0837		0939		1039		1139		1239		1339		1439		1539		1639		
Whimble	d				0528			0659	0743		0842		0944				1144				1344				1544				
Feniton	d				0534			0705			0847				1047				1247				1447			1647			
Honiton	d				0541	0620		0713	0755		0855		0955		1055		1155		1255		1355		1455		1555		1655		
Axminster	d				0552	0631		0724	0806		0906		1006		1106		1206		1306		1406		1506		1606		1706		
Crewkerne	d				0605	0644		0737	0819		0919		1019		1119		1219		1319		1419		1519		1619		1719		
Yeovil Pen Mill	d																												
Yeovil Junction	a				0614	0653		0746	0828		0928		1028		1128		1228		1328		1428		1528		1628		1728		
Yeovil Junction	d				0620	0654		0753	0829		0929	0953	1029		1129		1229		1329		1429		1529		1629		1729		
Yeovil Pen Mill	a																												
Sherborne	d				0626	0700		0759	0835		0935	0959	1035		1135		1235		1335		1435		1535		1635		1735		
Templecombe	d				0634	0708		0807	0843		0943	1007	1043		1143		1243		1343		1443		1543		1643		1743		
Gillingham (Dorset)	d				0642	0717		0817	0851		0951	1017	1051		1151		1251		1351		1451		1551		1651		1751		
Tisbury	d				0652	0727		0827	0901		1001	1027	1101		1201		1301		1401		1501		1601		1701		1801		
Salisbury	a				0707	0742		0842	0916		1016	1042	1116		1216		1317		1417		1519		1615		1716		1816		
Salisbury	d	0515	0547	0621	0646	0721	0746	0821	0847	0921	0947	1021	1047	1121	1147	1221	1247	1321	1347	1421	1447	1521	1547	1621	1647	1721	1747	1821	1847
Southampton Central	a				0746c	0827c		0934c	1003c		1103c	1134c	1204c		1303c		1403c		1503c		1603c		1703c		1803c		1903c		
Portsmouth Harbour	a				0848c	0951c			1051c			1151c	1251c		1351c		1451c		1551c		1651c		1751c		1851c		1951c		
Grateley	d	0527	0559		0659		0759		0859		0959		1059		1159		1259		1359		1459		1559		1659		1759	1859	
Andover	d	0535	0606	0638	0706	0738	0806	0838	0906	0938	1006	1038	1106	1138	1206	1238	1306	1338	1406	1438	1506	1538	1606	1638	1706	1738	1806	1838	1906
Whitchurch (Hants)	d	0543	0614		0714		0814		0914		1014		1114		1214		1314		1414		1514		1614		1714		1814	1914	
Overton	d	0549	0620		0720		0820		0920		1020		1120		1220		1320		1420		1520		1620		1720		1820	1920	
Basingstoke	a	0558	0629	0655	0729	0756	0829	0855	0929	0955	1029	1055	1129	1155	1229	1255	1329	1355	1429	1455	1529	1555	1629	1655	1729	1755	1829	1855	1929
Reading	a	0646b	0706b	0756b	0807b	0849b	0907b	0947b	1007b	1049b	1106b	1149b	1207b	1249b	1306b	1351b	1409b	1449b	1505b	1551b	1606b	1649b	1706b	1749b	1808b	1849b	1906b	1950b	2010b
Woking	a	0618	0653	0716	0749	0817	0849	0915	0949	1016	1049	1115	1149	1215	1249	1315	1349	1415	1449	1515	1548	1615	1649	1715	1749	1815	1849	1915	1949
Clapham Junction	a	0640		0738	0822b	0837	0911b	0936	1011b	1036	1111b	1139	1211b	1236	1311b	1337	1411b	1436	1511b	1536	1610b	1637	1711b	1737	1811b	1836	1911b	1936	2011b
London Waterloo	a	0649	0719	0747	0818	0849	0916	0949	1016	1049	1116	1149	1214	1246	1317	1349	1416	1449	1516	1549	1613	1649	1716	1749	1816	1849	1918	1949	2016

Late night and weekend trains may be altered due to engineering works.

Please check at southwesternrailway.com before travelling.

For guide to notes and symbols see end of timetable.

SATURDAY

Exeter, Yeovil and Salisbury to Basingstoke, Woking and London Waterloo

	<i>Notes</i>	▼	▼	▼	▼	▼																	
Exeter St Davids	d	1725	1825		1925	2025	2125	2300															
Exeter Central	d	1730	1830		1930	2030	2130	2304															
Pinhoe	d	1735	1835		1935	2035	2135	2309															
Cranbrook	d	1739	1839		1939	2039	2139	2313															
Whimble	d	1744			1944	2044	2144	2318															
Feniton	d	1749	1847			2049	2149	2324															
Honiton	d	1756	1855		1955	2056	2156	2332															
Axminster	d	1808	1906		2006	2108	2208	2343															
Crewkerne	d	1821	1919		2019	2121	2221	2356															
Yeovil Pen Mill	d																						
Yeovil Junction	a	1829	1928		2028	2129	2229	0005															
Yeovil Junction	d	1830	1929		2029	2130	2230	0006															
Yeovil Pen Mill	a																						
Sherborne	d	1837	1935		2035	2137	2237																
Templecombe	d	1844	1943		2043	2144	2244																
Gillingham (Dorset)	d	1852	1951		2051	2152	2252																
Tisbury	d	1903	2001		2101	2203	2303																
Salisbury	a	1918	2016		2116	2218	2323	0041															
Salisbury	d	1926	2026	2052	2126	2226																	
Southampton Central	a	2003c	2103c		2203c	2304c																	
Portsmouth Harbour	a	2051c	2151c		2249c	2351c																	
Grateley	d	1938	2038		2138	2238																	
Andover	d	1945	2045	2112	2145	2245																	
Whitchurch (Hants)	d	1953	2053		2153	2253																	
Overton	d	1959	2059		2159	2259																	
Basingstoke	a	2008	2108	2129	2208	2308																	
Reading	a	2049b	2149b	2218b	2249b	2346b																	
Woking	a	2031	2131	2149	2227	2328																	
Clapham Junction	a	2055	2155	2214b	2247	2348																	
London Waterloo	a	2104	2204	2216	2258	2359																	

Late night and weekend trains may be altered due to engineering works.
Please check at southwesternrailway.com before travelling.

For guide to notes and symbols see end of timetable.

SUNDAY

Exeter, Yeovil and Salisbury to Basingstoke, Woking and London Waterloo

Notes	▼	▼	▼	▼	▼	▼	▼	▼	▼	▼	▼	▼	▼	▼	▼	▼	▼	▼	▼	▼	▼	▼	▼	▼	▼	▼			
Exeter St Davids	d								0824			0925		1025		1125		1225		1325		1425		1525		1625		1725	1825
Exeter Central	d								0828			0930		1030		1130		1230		1330		1430		1530		1630		1730	1830
Pinhoe	d								0836			0935		1035		1135		1235		1335		1435		1535		1635		1735	1835
Cranbrook	d								0840			0939		1039		1139		1239		1339		1439		1539		1639		1739	1839
Whimble	d											0944				1144				1344				1544				1744	
Feniton	d								0848					1047				1247				1447				1647		1847	
Honiton	d								0856			0955		1055		1155		1255		1355		1455		1555		1655		1755	1855
Axminster	d								0907			1006		1106		1206		1306		1406		1506		1606		1706		1806	1906
Crewkerne	d								0920			1019		1119		1219		1319		1419		1519		1619		1719		1819	1919
Yeovil Pen Mill	d																					1543							
Yeovil Junction	a								0929			1028		1128		1228		1328		1428		1528	1548	1628		1728		1828	1928
Yeovil Junction	d			0729		0829		0930		0946	1029		1129		1229		1329		1429		1529	1553	1629		1729		1829	1929	
Yeovil Pen Mill	a									0952																			
Sherborne	d			0735		0835		0936			1035		1135		1235		1335		1435		1535	1559	1635		1735		1835	1935	
Templecombe	d			0743		0843		0944			1043		1143		1243		1343		1443		1543	1607	1643		1743		1843	1943	
Gillingham (Dorset)	d			0751		0851		0952			1051		1151		1251		1351		1451		1551	1618	1651	1717	1751		1851	1951	
Tisbury	d			0801		0901		1002			1101		1201		1301		1401		1501		1601	1629	1701	1728	1801		1901	2001	
Salisbury	a			0816		0916		1016		1113	1116		1216		1316		1416		1516		1616	1643	1719	1742	1816		1916	2016	
Salisbury	d	0645	0727	0741	0827	0844	0927	0944	1027	1044	1127	1144	1227	1244	1327	1344	1427	1444	1527	1544	1627	1644	1727	1744	1827	1844	1927	2021	
Southampton Central	a				0945c		1045c		1103c		1202c		1304c		1403c		1505c		1605c		1703c	1746c	1806c	1846c	1902c	1844	2001c	2101c	
Portsmouth Harbour	a								1151c		1251c		1351c		1451c		1551c		1651c		1751c		1852c		1952c		2050c	2149c	
Grateley	d		0739			0856		0956		1056		1156		1256		1356		1456		1556		1656		1756		1856		2033	
Andover	d	0702	0746	0758	0845	0903	0945	1003	1045	1103	1145	1203	1245	1303	1345	1403	1445	1503	1545	1603	1645	1704	1745	1803	1845	1903	1945	2040	
Whitchurch (Hants)	d		0754			0911		1011		1111		1211		1311		1411		1511		1611		1712		1811		1911		2048	
Overton	d		0800			0917		1017		1117		1217		1317		1417		1517		1617		1717		1817		1917		2054	
Basingstoke	a	0719	0809	0816	0902	0926	1003	1026	1103	1126	1204	1226	1303	1326	1403	1426	1503	1526	1603	1626	1703	1726	1803	1825	1903	1925	2003	2103	
Reading	a	0832b		0844		0947		1047		1147		1247		1347		1449		1547		1647		1805b		1906b		2006b	2105b	2232b	
Woking	a	0739	0828	0903b	0923	1002b	1024	1102b	1123	1203b	1223	1302b	1323	1402b	1423	1502b	1523	1553b	1623	1653b	1723	1753b	1823	1853b	1923	1953b	2023	2123	
Clapham Junction	a	0805	0856	0929b	0947	1029b	1044	1129b	1144	1227b	1243	1327b	1343	1427b	1443	1527b	1543	1614b	1643	1714b	1743	1807	1843	1907	1943	2007	2043	2143	
London Waterloo	a	0818	0909	0940b	0957	1040b	1055	1139b	1155	1237b	1254	1337b	1354	1437b	1454	1537b	1554	1624b	1654	1724b	1754	1816	1854	1917	1954	2016	2054	2154	

Late night and weekend trains may be altered due to engineering works. Please check at southwesternrailway.com before travelling.

For guide to notes and symbols see end of timetable.

SUNDAY

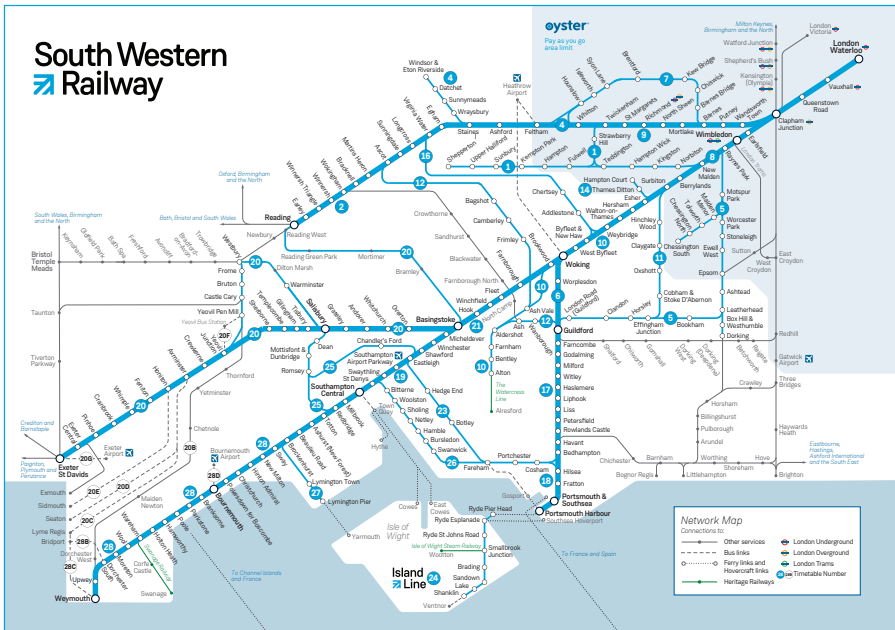
Exeter, Yeovil and Salisbury to Basingstoke, Woking and London Waterloo

Notes	▼	▼																											
Exeter St Davids	d	1925	2025	2125	2225	2313																							
Exeter Central	d	1930	2030	2130	2230	2318																							
Pinhoe	d	1935	2035	2135	2236	2323s																							
Cranbrook	d	1939	2039	2139	2240	2328s																							
Whimble	d	1944	2044	2144	2245																								
Feniton	d		2049	2149	2251																								
Honiton	d	1955	2056	2156	2258	2340s																							
Axminster	d	2006	2108	2208	2309	2352s																							
Crewkerne	d	2019	2121	2221	2322	0008s																							
Yeovil Pen Mill	d																												
Yeovil Junction	a	2028	2129	2229	2331	0017																							
Yeovil Junction	d	2029	2130	2230	2333																								
Yeovil Pen Mill	a																												
Sherborne	d	2035	2137	2237																									
Templecombe	d	2043	2144	2244																									
Gillingham (Dorset)	d	2051	2152	2252																									
Tisbury	d	2101	2203	2303																									
Salisbury	a	2116	2217	2317	0020																								
Salisbury	d	2121	2227																										
Southampton Central	a	2203c	2312c																										
Portsmouth Harbour	a	2249c	2356c																										
Grateley	d	2133	2239																										
Andover	d	2140	2246																										
Whitchurch (Hants)	d	2148	2254																										
Overton	d	2154	2300																										
Basingstoke	a	2203	2309																										
Reading	a																												
Woking	a	2223	2328																										
Clapham Junction	a	2243	2349																										
London Waterloo	a	2254	2358																										

Late night and weekend trains may be altered due to engineering works.
Please check at southwesternrailway.com before travelling.

For guide to notes and symbols see end of timetable.

South Western Railway



Changing trains

Most journeys shown in this timetable are direct trains, shown in **bold type**. However, you may be able to make other journeys or reach your destination more quickly by changing trains. To help you find these alternative trains, we show them in *light italic type*. A letter against the time will show where you need to change trains – please check the ‘Notes’ section for an explanation of these letters.

Please allow plenty of time to change trains. At most stations you will need to allow at least five minutes. You will need longer at some stations, and this is shown in the ‘Station information’ table in this timetable. For example ⑩ means you should allow 10 minutes to change trains at this station.

MONDAY TO FRIDAY
London Waterloo, Woking and Basingstoke to Salisbury, Yeovil and Exeter

	Notes			▼	▼	▼	▼ B	▼	▼	▼	▼ B	▼	▼	▼ D	▼	▼	▼	▼	▼	▼	▼	▼	▼	▼ G★	▼ ★					
London Waterloo	d					0635	0710	0750	0820	0850	0920	0950	1020	1050		1120	1150	1220	1250	1320	1350		1420	1450	1520	1550	1620	1650	1723	
Clapham Junction	d					0642u	0717u	0757u	0827u		0927u	0957u	1027u	1057u		1127u	1157u	1227u	1257u	1327u	1357u		1427u	1457u	1527u	1557u	1627u	1657u	1734b	
Woking	d					0702	0736	0816	0846	0916	0946	1016	1046	1117		1146	1216	1247	1316	1346	1417		1446	1516	1546	1616	1646u	1659b	1734b	
Reading	d					0640b	0657b	0800b	0823b	0859b	0933b	0952b	1033b	1052b		1132b	1151b	1234b	1251b	1332b	1352b		1432b	1505b	1532b	1552b	1607b	1652b	1715b	
Basingstoke	d					0724	0800	0838	0908	0938	1008	1038	1108	1138		1208	1238	1308	1338	1408	1438		1508	1538	1608	1638	1707	1738	1807	
Overton	d					0733	0808	0846		0946		1046		1146		1246		1346		1447			1546		1646	1716	1747	1816		
Whitchurch (Hants)	d					0738	0813	0851		0951		1051		1151		1251		1351		1452			1551		1651	1722	1752	1822		
Andover	d					0746	0823	0900	0929	1002	1028	1100	1126	1200		1228	1300	1327	1400	1428	1500		1526	1600	1628	1700	1730	1801	1830	
Grateley	d					0754	0831	0907		1010		1107		1207		1307		1407		1508			1607		1707	1738	1809	1838		
Portsmouth Harbour	d					0601c		0721c		0823c		0923c		1023c		1123c		1223c		1323c			1423c		1523c		1624c		1724c	
Southampton Central	d					0533c	0647c		0810c	0837c	0911c		1011c	1037c	1110c		1211c		1311c		1411c		1511c		1609c	1637c	1711c	1737c	1810c	
Salisbury	a					0806	0843	0920	0945	1022	1044	1119	1143	1220		1245		1320	1344	1420	1445	1520		1545	1620	1644	1720	1750	1821	1850
Salisbury	d			0610	0738	0808	0847	0923	0947		1047	1131	1147		1247	1250		1347		1447		1525	1547		1647	1723	1754	1824	1854	
Tisbury	d			0629	0758	0827	0906		1007		1106		1206		1306		1406		1506		1539	1607		1706	1737	1809	1838	1909		
Gillingham (Dorset)	d			0551	0642	0811	0837a	0917	1018		1117		1217		1317		1417		1517		1548a	1618		1717	1752	1819	1852	1920		
Templecombe	d			0558	0650	0819		0925	1025		1125		1225		1325		1425		1525			1625		1725	1800	1827	1859	1927		
Sherborne	d			0606	0657	0826		0932	1033		1132		1232		1332		1432		1532			1633		1732	1807	1834	1907	1935		
Yeovil Pen Mill	d							1052a				1258		1414																
Yeovil Junction	a			0612	0703	0832		0938	1038		1138	1303	1238		1338	1419		1438		1538		1638		1738	1813	1840	1912	1940		
Yeovil Junction	d			0615	0707	0839		0942	1041		1139		1239		1339		1439		1539			1639		1739		1841	1916	1941		
Yeovil Pen Mill	a																									1921				
Crewkerne	d			0625	0716	0849		0951	1051		1149		1249		1349		1449		1549			1649		1749		1850		1951		
Axminster	d	0550	0657z	0737	0903	1006		1105	1203		1303		1403		1503		1603		1703		1804		1905		2005					
Honiton	d	0604	0712	0752	0916	1018		1118	1216		1316		1416		1515		1616		1717		1816		1918		2017					
Feniton	d	0610	0718	0758	0922	1023		1121					1421		1521		1622		1722				1923							
Whimple	d	0615	0723	0803	0927			1126					1324		1526		1624								1825				2025	
Cranbrook	d	0619	0728	0808	0931		1031	1130		1229		1328		1429		1530		1629		1730		1830		1931		2030				
Pinhoe	d	0623	0732	0813	0935		1035	1134		1233		1332		1433		1534		1633		1734		1834		1935		2034				
Exeter Central	a	0628	0738	0818	0940		1040	1139		1238		1338		1438		1539		1638		1740		1839		1940		2039				
Exeter St Davids	a	0632	0745	0822	0945		1043	1143		1242		1342		1442		1543		1642		1744		1849		1944		2042				

Late night and weekend trains may be altered due to engineering works.
Please check at southwesternrailway.com before travelling.

★ Passengers travelling with cycles may not join or leave services at stations with train times shown in blue.
For guide to notes and symbols see end of timetable.

MONDAY TO FRIDAY

London Waterloo, Woking and Basingstoke to Salisbury, Yeovil and Exeter

	Notes	★	★	★	▼	▼	▼	▼	▼			FX	FO																													
London Waterloo	d	1753		1823	1851		1920	1950	2020		2120	2220	2250	2340	2340																											
Clapham Junction	d			1814b			1927u	1957u	2027u		2127u	2227u	2257u	2347u	2347u																											
Woking	d	1745b		1834b	1845b		1946u	1949b	2046		2146	2246	2318	0009	0009																											
Reading	d	1757b		1832b	1905b		1925b	1957b	2021b	2052b	2122b	2226b	2252b	2334b	2334b																											
Basingstoke	d	1838		1908	1939		2007	2038	2107	2138	2207	2307	2338	0029	0029																											
Overton	d	1847		1917	1947		2016	2046	2116	2146	2216	2316	2347	0037s	0037s																											
Whitchurch (Hants)	d	1853		1922	1952		2021	2051	2121	2151	2221	2321	2352	0042s	0042s																											
Andover	d	1901		1931	2001		2030	2100	2129	2200	2229	2329	0001	0051	0051																											
Grateley	d	1909		1939	2009		2038	2107	2137	2207	2237	2337	0008	0058s	0058s																											
Portsmouth Harbour	d			1824c			1923c		2024c			2123c																														
Southampton Central	d	1840c		1911c	1937c		2011c		2111c			2238c																														
Salisbury	a	1922		1951	2021		2050	2119	2149	2220	2249	2349	0020	0110	0110																											
Salisbury	d	1924		1954	2024		2054		2151			2351			0114																											
Tisbury	d	1938		2009	2038		2108		2208			0004s			0127s																											
Gillingham (Dorset)	d	1954		2020	2051		2119		2218			0015s			0137s																											
Templecombe	d	2001		2027	2059		2126		2226			0023s			0146s																											
Sherborne	d	2009		2035	2106		2134		2233			0030s			0153s																											
Yeovil Pen Mill	d		2030			2130																																				
Yeovil Junction	a	2014	2035	2040	2112	2135	2139		2239			0036			0159																											
Yeovil Junction	d	2019		2041	2117		2142		2240																																	
Yeovil Pen Mill	a	2026			2124																																					
Crewkerne	d			2051			2152		2250																																	
Axminster	d			2105			2206		2305																																	
Honiton	d			2117			2218		2338n																																	
Feniton	d			2123					2343																																	
Whimble	d						2226		2348																																	
Cranbrook	d			2130			2231		2353																																	
Pinhoe	d			2134			2235		2357																																	
Exeter Central	a			2139			2240		0002																																	
Exeter St Davids	a			2143			2244		0005																																	

Late night and weekend trains may be altered due to engineering works.
Please check at southwesternrailway.com before travelling.

★ Passengers travelling with cycles may not join or leave services at stations with train times shown in blue.
For guide to notes and symbols see end of timetable.

SATURDAY

London Waterloo, Woking and Basingstoke to Salisbury, Yeovil and Exeter

Notes				▼	▼	▼	▼	▼ K	▼	▼	▼	▼	▼	▼	▼	▼	▼	▼	▼	▼	▼	▼	▼	▼	▼				
London Waterloo	d				0637	0710	0750	0820	0850	0920	0950	1020	1050	1120	1150	1220	1250	1320	1350	1420	1450	1520	1550	1620	1650	1720			
Clapham Junction	d				0644u	0717u	0757u	0827u	0857u	0927u	0957u	1028u	1057u	1127u	1157u	1227u	1257u	1327u	1357u	1427u	1457u	1527u	1557u	1627u	1657u	1727u			
Woking	d				0705	0736	0816	0846	0916	0947	1016	1046	1116	1148	1216	1246	1316	1346	1416	1446	1516	1546	1616	1646	1716	1746			
Reading	d				0637b	0707b	0753b	0807b	0852b	0910b	1007b	1037b	1104b		1152b	1207b	1252b	1307b	1352b	1407b	1452b	1507b	1552b	1607b	1652b	1707b			
Basingstoke	d				0725	0759	0837	0908	0938	1008	1040	1109	1138	1208	1238	1308	1338	1407	1438	1508	1537	1608	1638	1708	1738	1808			
Overton	d				0733	0808	0845		0946		1048		1146		1246		1346		1446		1545		1646		1746				
Whitchurch (Hants)	d				0738	0813	0850		0951		1053		1151		1251		1351		1451		1550		1651		1751				
Andover	d				0747	0822	0859	0926	1000	1026	1102	1127	1200	1226	1300	1326	1400	1426	1500	1526	1600	1626	1700	1726	1800	1826			
Grateley	d				0754	0830	0906		1007		1109		1207		1307		1407		1507		1607		1707		1807				
Portsmouth Harbour	d				0608c		0723c		0823c		0923c		1023c		1123c		1223c		1323c		1423c		1523c		1623c		1723c		
Southampton Central	d				0657c		0809c		0910c		1010c		1110c		1210c		1310c		1410c		1510c		1610c		1710c		1810c		
Salisbury	a				0807	0843	0919	0942	1020	1042	1122	1145	1220	1243	1320	1342	1420	1443	1520	1543	1620	1642	1720	1742	1820	1843			
Salisbury	d			0615	0747	0813	0847		0947		1047		1147		1247		1347		1447		1547		1647		1747		1847		
Tisbury	d			0629	0801	0832	0906		1006		1106		1206		1306		1406		1506		1606		1706		1806		1908		
Gillingham (Dorset)	d			0642	0814	0900	0917		1017		1117		1217		1317		1417		1517		1617		1717		1817		1919		
Templecombe	d			0650	0822	0907	0925		1025		1125		1225		1325		1425		1525		1625		1725		1825		1926		
Sherborne	d			0657	0829	0915	0932		1032		1132		1232		1332		1432		1532		1632		1732		1832		1934		
Yeovil Pen Mill	d																												
Yeovil Junction	a			0703	0835	0920	0938		1038		1138		1238		1338		1438		1538		1638		1738		1838		1939		
Yeovil Junction	d			0615	0707	0839		0939		1039		1139		1239		1339		1439		1539		1639		1739		1839		1941	
Yeovil Pen Mill	a																												
Crewkerne	d			0624	0716	0849		0949		1049		1149		1249		1349		1449		1549		1649		1749		1849		1950	
Axminster	d	0552	0657z	0738	0903		1003		1103		1203		1303		1403		1503		1603		1703		1803		1903		2005		
Honiton	d	0604	0712	0754	0916		1016		1116		1216		1316		1416		1516		1616		1716		1816		1916		2016		
Feniton	d	0610	0718	0800	0921		1021		1121		1221		1321		1421		1521		1621		1721		1821		1921		2023		
Whimple	d	0615	0723	0805	0926				1124				1324				1524				1724				1924				
Cranbrook	d	0619	0728	0809	0931		1029		1128		1229		1328		1429		1528		1629		1728		1829		1928		2030		
Pinhoe	d	0623	0732	0813	0935		1033		1132		1233		1332		1433		1532		1633		1732		1833		1932				
Exeter Central	a	0628	0738	0818	0940		1038		1138		1238		1338		1438		1538		1638		1738		1837		1938		2037		
Exeter St Davids	a	0632	0743	0823	0943		1042		1142		1242		1342		1442		1542		1643		1742		1841		1942		2042		

Late night and weekend trains may be altered due to engineering works.

Please check at southwesternrailway.com before travelling.

For guide to notes and symbols see end of timetable.

SATURDAY

London Waterloo, Woking and Basingstoke to Salisbury, Yeovil and Exeter

	Notes	▼ B	▼	▼	▼	▼	▼	▼	▼	▼																	
London Waterloo	d	1750	1820		1850	1920	1950	2020	2050	2120	2220	2250	2339														
Clapham Junction	d	1757u	1827u		1857u	1927u	1957u	2027u	2057u	2127u	2227u	2257u	2346u														
Woking	d	1816	1846		1916	1946	2016	2046	2116	2146	2247	2316	0008														
Reading	d	1752b	1807b		1905b	1932b	2005b		2052b	2135b	2235b	2305b															
Basingstoke	d	1838	1908		1938	2008	2038	2108	2138	2208	2308	2340	0029														
Overton	d	1846			1946		2046		2146	2216	2317	2349	0038s														
Whitchurch (Hants)	d	1851			1951		2051		2151	2221	2322	2355	0043s														
Andover	d	1900	1926		2000	2026		2100	2126	2200	2230	2330	0003	0051													
Grateley	d	1907			2007		2107		2207	2237	2338	0011	0059s														
Portsmouth Harbour	d		1823c			1923c		2023c																			
Southampton Central	d	1837c	1910c			2010c		2112c		2137c																	
Salisbury	a	1920	1943		2020	2045	2120	2144	2220	2249	2350	0024	0111														
Salisbury	d	1926	1947			2047		2148		2254																	
Tisbury	d		2006			2106		2207		2309s																	
Gillingham (Dorset)	d		2017			2117		2218		2319s																	
Templecombe	d		2025			2125		2225		2327s																	
Sherborne	d		2032			2132		2233		2334s																	
Yeovil Pen Mill	d	2039		2039																							
Yeovil Junction	a	2038	2045		2138		2238		2340																		
Yeovil Junction	d		2039			2139		2239																			
Yeovil Pen Mill	a																										
Crewkerne	d		2049			2149		2249																			
Axminster	d		2103			2203		2303																			
Honiton	d		2117			2217		2315a																			
Feniton	d					2222																					
Whimple	d		2125			2227																					
Cranbrook	d		2129			2232																					
Pinhoe	d		2133			2236																					
Exeter Central	a		2138			2241																					
Exeter St Davids	a		2142			2245																					

Late night and weekend trains may be altered due to engineering works.

Please check at southwesternrailway.com before travelling.

For guide to notes and symbols see end of timetable.

SUNDAY

London Waterloo, Woking and Basingstoke to Salisbury, Yeovil and Exeter

Notes			▼	▼	▼	▼	▼	▼	▼	▼	▼	▼	▼	▼	▼	▼	▼	▼	▼	▼	▼	▼	▼	▼	▼	▼			
London Waterloo	d			0815	0835b	0915	0935b	1015	1035b	1115	1135b	1215	1235b	1315	1335b	1415	1435b	1520	1535b	1620	1635b	1720	1745	1820	1845	1920	1945	2020	2045
Clapham Junction	d			0823u	0845b	0924u	0945b	1023u	1045b	1123u	1145b	1223u	1242b	1323u	1342b	1423u	1442b	1527u	1542b	1627u	1642b	1727u	1753u	1827u	1853u	1927u	1953u	2027u	2053u
Woking	d			0846	0907b	0946	1007b	1046	1107b	1146	1207b	1246	1307b	1345	1407b	1446	1507b	1546	1607b	1646	1707b	1746	1813	1846	1913	1946	2013	2046	2114
Reading	d			0737b	0912		1012		1112		1212		1312		1412		1512		1612		1712		1752b		1852b		1952b		2052b
Basingstoke	d		0804	0907	0933	1007	1033	1107	1131	1207	1231	1307	1331	1407	1431	1507	1531	1607	1632	1707	1731	1807	1834	1907	1934	2007	2034	2107	2135
Overton	d		0812		0942		1042		1140		1240		1340		1440		1540		1641		1739		1843		1943		2043		2143
Whitchurch (Hants)	d		0817		0947		1047		1145		1245		1345		1445		1545		1646		1744		1848		1948		2048		2148
Andover	d		0826	0924	0957	1026	1057	1125	1153	1224	1253	1325	1353	1424	1453	1524	1553	1625	1655	1724	1753	1825	1856	1925	1956	2025	2056	2126	2157
Grateley	d		0833		1005		1105		1201		1301		1401		1501		1601		1702		1800		1905		2005		2105		2205
Portsmouth Harbour	d					0909c		1001v		1109c		1209c		1309c		1409c		1509c		1609c		1709c		1809c		1909c		2009c	
Southampton Central	d					0957c		1057c		1157c		1257c	1310c	1357c		1457c	1510c	1557c		1657c		1757c		1857c		1957c		2059c	
Salisbury	a		0846	0941	1018	1043	1118	1142	1213	1242	1313	1343	1413	1442	1514	1540	1613	1646	1715	1742	1815	1842	1917	1942	2017	2042	2117	2143	2217
Salisbury	d	0654	0847	0947		1047		1147		1247		1347	1419	1447		1547	1614	1647		1747		1847		1947		2047		2147	
Tisbury	d	0708	0906	1007		1106		1206		1306		1406	1433	1506		1606	1633	1706		1806		1906		2006		2106		2207	
Gillingham (Dorset)	d	0718	0917	1018		1117		1217		1317		1417	1451	1517		1617	1643a	1717		1817		1917		2017		2117		2218	
Templecombe	d	0726	0925	1025		1125		1225		1325		1425	1458	1525		1625		1725		1825		1925		2025		2125		2225	
Sherborne	d	0733	0932	1033		1132		1232		1332		1432	1506	1532		1632		1732		1832		1932		2032		2132		2233	
Yeovil Pen Mill	d																												
Yeovil Junction	a	0739	0938	1038		1138		1238		1338		1438	1511	1538		1638		1738		1838		1938		2038		2138		2238	
Yeovil Junction	d	0740	0939	1039		1139		1239		1339		1439	1516	1539		1639		1739		1839		1940		2039		2139			
Yeovil Pen Mill	a												1521																
Crewkerne	d	0749	0949	1049		1149		1249		1349		1449		1549		1649		1749		1849		1950		2049		2149			
Axminster	d	0804	1003	1103		1203		1303		1403		1503		1603		1703		1803		1903		2004		2103		2204			
Honiton	d	0817	1016	1116		1216		1316		1416		1516		1616		1716		1816		1916		2017		2117		2217			
Feniton	d	0822	1021			1221				1421				1621				1821				2022				2221			
Whimple	d	0827	1026	1124				1324					1524				1724			1924				2125		2227			
Cranbrook	d	0832	1031	1128		1229		1328		1429		1528		1629		1728		1829		1928		2030		2128		2232			
Pinhoe	d	0836	1035	1132		1233		1332		1433		1532		1633		1732		1833		1932		2034		2132		2236			
Exeter Central	a	0843	1040	1138		1238		1338		1438		1538		1638		1738		1838		1938		2039		2138		2241			
Exeter St Davids	a	0847	1044	1142		1243		1343		1442		1542		1642		1747		1842		1942		2043		2143		2244			

Late night and weekend trains may be altered due to engineering works.
Please check at southwesternrailway.com before travelling.

For guide to notes and symbols see end of timetable.

SUNDAY

London Waterloo, Woking and Basingstoke to Salisbury, Yeovil and Exeter

Notes	▼																											
London Waterloo	d	2120	2220	2335																								
Clapham Junction	d	2127u	2227u	2344u																								
Woking	d	2146	2246	0008																								
Reading	d		2152b																									
Basingstoke	d	2207	2307	0040																								
Overton	d		2315	0049s																								
Whitchurch (Hants)	d		2320	0054s																								
Andover	d	2224	2329	0103																								
Grateley	d		2336	0110s																								
Portsmouth Harbour	d	2109c																										
Southampton Central	d	2156c																										
Salisbury	a	2242	2348	0122																								
Salisbury	d	2247																										
Tisbury	d	2307																										
Gillingham (Dorset)	d	2318																										
Templecombe	d	2325																										
Sherborne	d	2333																										
Yeovil Pen Mill	d																											
Yeovil Junction	a	2338																										
Yeovil Junction	d	2339																										
Yeovil Pen Mill	a																											
Crewkerne	d	2349																										
Axminster	d	0009																										
Honiton	d	0020s																										
Feniton	d	0027s																										
Whimple	d	0032s																										
Cranbrook	d	0036s																										
Pinhoe	d	0040s																										
Exeter Central	a																											
Exeter St Davids	a	0047																										

Late night and weekend trains may be altered due to engineering works.

Please check at southwesternrailway.com before travelling.

For guide to notes and symbols see end of timetable.

GUIDE TO NOTES AND SYMBOLS

First Class accommodation also available on all trains shown in **bold type** except GWR services.

B Runs via Westbury - see table 20A.

C Also has portion from Frome - see table 20A.

D Train divides at Salisbury. Please travel in correct portion.

G Continues to Castle Cary, Bruton, Frome and Westbury - see table 20A.


J Also has portion from Castle Cary - see table 20A.

K To Frome - see table 20A.

FX Service does **not** run on Friday.

FO Service runs on Friday only.

GW Operated by Great Western Railway. Standard class ONLY.

 Train divides.

 Train attaches to another.

a Arrival time.

b Change at Basingstoke.

c Change at Salisbury.

d Departure time.

n Arrives Honiton at 2316.

All services shown in **bold type** are operated by South Western Railway except where shown.

s Stops to let passengers leave the train only.

u Stops to let passengers join the train only.

v Change at Fratton and Salisbury.

z Arrives Axminster at 0644.

▼ Cycles only carried with advance reservation.


★ **Passengers travelling with cycles may not join or leave services at stations with train times shown in blue.**


↔ Woking - Railair coach link between Woking station and Heathrow Airport. Visit firstbus.co.uk/railair for details.

⊖ Interchange for London Underground. Visit tfl.gov.uk for details.

P Car Park.

⑦ Minimum connection time where different from the standard five minutes.

 Station for Southampton City Centre and the Docks. Also buses for Red Funnel Ferries to Cowes, Isle of Wight, (redfunnel.co.uk) and the Hythe ferry (hytheferry.co.uk).

 Interchange for high-speed catamaran to Ryde, Isle of Wight.

Shipping services operated by Wightlink Ltd, Isle of Wight Ferries, P.O. Box 59, Portsmouth, PO1 2XB.

Telephone **0333 999 7333**

(calls charged at local rate) or visit wightlink.co.uk

Also change at Portsmouth Harbour for the Gosport Ferry. Visit gospportferry.co.uk

Cycle reservations

A cycle space must be reserved in advance when a ▼ symbol appears above the train.



Cycles on trains - Monday to Friday

At peak times the following restrictions apply in the area bounded by Reading, Hook, Alton, Guildford and Dorking.

Passengers travelling with cycles may not join or leave services timed to arrive at London Waterloo between 0715 and 1000 inclusive or timed to depart London Waterloo between 1645 and 1900 inclusive.

STATION INFORMATION

See notes for explanation of symbols.

Exeter St Davids	P	⑥
Exeter Central	P	
Pinhoe		
Cranbrook	P	
Whimple	P	
Feniton	P	
Honiton	P	
Axminster	P	
Crewkerne	P	
Yeovil Junction	P	
Sherborne	P	
Templecombe	P	
Gillingham (Dorset)	P	
Tisbury	P	
Salisbury	P	
Southampton Central	P	
Portsmouth Harbour		
Grateley	P	
Andover	P	
Whitchurch (Hants)	P	
Overton	P	
Basingstoke	P	
Reading	P	⑦
Woking	P	↔
Clapham Junction		⑩
London Waterloo	⊖	⑮

MONDAY TO FRIDAY

	Notes	0▼ ★	0▼	0▼ J	0▼ J	0▼ L	0▼ J													
Yeovil Pen Mill	d	0658	1059	1345	1459	1923	2152													
Castle Cary	d	0712	1114	1410	1513	1938	2220													
Bruton	d	0717	1119	1416	1518	1943	2225													
Frome	d	0729	1132	1433	1530	1956	2245													
Westbury	d	0742	1144	1446	1544	2007a	2314													
Warminster	d	0750	1152	1454	1553		2321													
Salisbury	a	0811	1212	1514	1613		2342													
Salisbury	d	0815	1221	1521	1621															
Grateley	a	0827																		
Andover	a	0834	1237	1537	1637															
Whitchurch (Hants)	a	0843																		
Overton	a	0849																		
Basingstoke	a	0858	1255	1555	1655															
Woking	a	0918	1315	1615	1716															
Clapham Junction	a	0939	1336	1636	1736															
London Waterloo	a	0951	1349	1645	1751															

STATION INFORMATION

For a guide to notes and symbols, see next page.

Yeovil Pen Mill	P	
Castle Cary	P	
Bruton	P	
Frome	P	
Westbury	P	
Warminster	P	
Salisbury	P	
Grateley	P	
Andover	P	
Whitchurch	P	
Overton	P	
Basingstoke	P	
Woking	P	←
Clapham Junction		⑩
London Waterloo	⊖	⑮

For the complete service between Salisbury, Andover and London Waterloo, also trains from Yeovil Junction, please see earlier pages.

For details of the complete service between Westbury and Salisbury, also Yeovil Pen Mill to Westbury and Weymouth, please see Great Western Railway publicity.

★ Passengers travelling with cycles may not join or leave services at stations with train times shown in blue.

Late night and weekend trains may be altered due to engineering works.

Please check at southwesternrailway.com before travelling.

SATURDAY

	Notes	07	11	13									
Yeovil Pen Mill	d												
Castle Cary	d	0736											
Bruton	d	0741											
Frome	d	0754	1130										
Westbury	d	0810	1143	2312									
Warminster	d	0818	1150	2320									
Salisbury	a	0839	1212	2342									
Salisbury	d	0847	1221										
Grateley	a	0859											
Andover	a	0905	1237										
Whitchurch (Hants)	a	0914											
Overton	a	0920											
Basingstoke	a	0929	1255										
Woking	a	0949	1315										
Clapham Junction	a	1011b	1337										
London Waterloo	a	1016	1349										

SUNDAY

09	11	13	15	17	19	21	23	25	27	29	31	33	35
0953													
1007													
1012													
1024													
1043													
1051													
1113													
1127													
1143													
1204													
1223													
1243													
1254													

NOTES TO THIS TABLE

- J** From Yeovil Junction.
- L** From London Waterloo via Sherborne and Yeovil Junction (see main timetable).
- a** Arrival time.
- b** Change at Basingstoke.
- d** Departure time.
- 1** First Class accommodation also available.
- ▼** Cycles only carried with advance reservation.
- ←** Woking - Railair coach link between Woking station and Heathrow Airport. Visit firstbus.co.uk/railair for details.
- ⊖** Interchange for London Underground. Visit tfl.gov.uk for details.
- Ⓟ** Car Park.
- ⌚** Minimum connection time where different from the standard five minutes.
- ★** Passengers travelling with cycles may not join or leave services at stations with train times shown in blue.

For the complete service between Salisbury, Andover and London Waterloo, also trains from Yeovil Junction, please see earlier pages.

For details of the complete service between Westbury and Salisbury, also Yeovil Pen Mill to Westbury and Weymouth, please see Great Western Railway publicity.

Late night and weekend trains may be altered due to engineering works.
Please check at southwesternrailway.com before travelling.

MONDAY TO FRIDAY

	Notes	0▼	0▼ V	0▼ D																
London Waterloo	d	0750	0950	1120																
Clapham Junction	d	0757u	0957u	1127u																
Woking	d	0816	1016	1146																
Basingstoke	d	0838	1038	1208																
Overton	d	0846	1046																	
Whitchurch (Hants)	d	0851	1051																	
Andover	d	0900	1100	1228																
Grateley	d	0907	1107																	
Salisbury	a	0920	1119	1245																
Salisbury	d	0923	1131	1250																
Warminster	a	0943	1151	1310																
Westbury	a	0952	1200	1319																
Frome	a	1005	1215	1332																
Bruton	a	1016	1232	1343																
Castle Cary	a	1022	1240	1350																
Yeovil Pen Mill	a	1052	1256	1412																

STATION INFORMATION

For a guide to notes and symbols, see next page.

London Waterloo	⊖	⓫
Clapham Junction		⓫
Woking	P	←
Basingstoke	P	
Overton	P	
Whitchurch	P	
Andover	P	
Grateley	P	
Salisbury	P	
Warminster	P	
Westbury	P	
Frome	P	
Bruton	P	
Castle Cary	P	
Yeovil Pen Mill	P	

For the complete service between London Waterloo, Andover and Salisbury, also trains to Yeovil Junction, please see earlier pages.

For details of the complete service between Salisbury and Westbury, also Weymouth and Westbury to Yeovil Pen Mill, please see Great Western Railway publicity.

Late night and weekend trains may be altered due to engineering works.

Please check at southwesternrailway.com before travelling.

SATURDAY

	Notes	□▼	□▼ V								
London Waterloo	d	0850	1750								
Clapham Junction	d	0857u	1757u								
Woking	d	0916	1816								
Basingstoke	d	0938	1838								
Overton	d	0946	1846								
Whitchurch (Hants)	d	0951	1851								
Andover	d	1000	1900								
Grateley	d	1007	1907								
Salisbury	a	1020	1920								
Salisbury	d	1024	1926								
Warminster	a	1044	1946								
Westbury	a	1053	1954								
Frome	a	1106	2007								
Bruton	a		2018								
Castle Cary	a		2023								
Yeovil Pen Mill	a		2037								

SUNDAY

NOTES TO THIS TABLE

- V** Continues to Yeovil Junction.
- D** Train divides at Salisbury, please ensure you are in correct portion. Train continues to Yeovil Junction
- a** Arrival time.
- d** Departure time.
- u** Stops to let passengers join the train only.
- First Class accommodation also available.
- ▼** Cycles only carried with advance reservation.
- ←** Woking - Railair coach link between Woking station and Heathrow Airport. Visit firstbus.co.uk/railair for details.
- ⊖** Interchange for London Underground. Visit tfl.gov.uk for details.
- Ⓟ** Car Park.
- ⌚** Minimum connection time where different from the standard five minutes.

For the complete service between London Waterloo, Andover and Salisbury, also trains to Yeovil Junction, please see earlier pages.

For details of the complete service between Salisbury and Westbury also Weymouth and Westbury to Yeovil Pen Mill, please see Great Western Railway publicity.

Late night and weekend trains may be altered due to engineering works.
Please check at southwesternrailway.com before travelling.

20B Yeovil Pen Mill - Weymouth

MONDAY TO FRIDAY

	Notes																										
Yeovil Pen Mill	d	0733	0934	1133	1332	1532	1732	1855	1951	2221																	
Dorchester West	d	0808	1018	1213	1413	1613	1814	1925	2027	2255																	
Upwey	d	0817	1026	1222	1422	1622	1822	1933	2036	2303																	
Weymouth	a	0823	1031	1227	1427	1627	1827	1938	2041	2308																	

SATURDAY

	Notes			A	A						B	A															
Yeovil Pen Mill	d	0733	0936	1027	1053	1134	1333	1532	1736	1853	1933	1937	2217														
Dorchester West	d	0813	1018	1056	1121	1213	1413	1613	1813	1923	2010	2010	2251														
Upwey	d	0822	1027		1130	1222	1422	1622	1822	1932	2019	2019	2300														
Weymouth	a	0827	1032	1108	1135	1227	1427	1627	1827	1937	2025	2025	2305														

SUNDAY

0942	1100	1313	1509	1918	2221																					
1018	1139	1347	1543	1952	2255																					
1026	1147	1356	1552	2000	2304																					
1031	1152	1401	1557	2005	2309																					

NOTES

Operated by Great Western Railway.

For details of seat and cycle reservation requirements and also catering facilities, please refer to Great Western Railway publications.

Trains shown in green

Trains shown in green type vary during the timetable.
Please see note next to time or at top of column.

Late night and weekend trains may be altered due to engineering works.

- A** Runs until 7 September 2024.
- B** Runs from 14 September 2024.
- a** Arrival time.
- d** Departure time.

STATION INFORMATION

For a guide to notes and symbols, see end of main timetable.

Yeovil Pen Mill	P	
Dorchester West		
Upwey	P	S
Weymouth	P	S

20B Weymouth - Yeovil Pen Mill

MONDAY TO FRIDAY

	Notes									FX										
Weymouth	d	0638	0733	0930	1129	1328	1528	1728	2014	2128										
Upwey	d	0643	0738	0935	1134	1333	1533	1733	2019	2133										
Dorchester West	d	0651	0746	0944	1143	1342	1544	1742	2027	2141										
Yeovil Pen Mill	a	0726	0821	1021	1220	1419	1619	1819	2102	2216										

SATURDAY

	Notes									A	A			
Weymouth	d	0638	0733	0930	1130	1330	1530	1735	1845	1932	2040			
Upwey	d	0643	0738	0935	1135	1335	1535	1740	1850	1937	2045			
Dorchester West	d	0651	0746	0944	1144	1344	1544	1748	1859	1946	2053			
Yeovil Pen Mill	a	0726	0821	1023	1221	1420	1619	1823	1933	2025	2128			

SUNDAY

0801	1058	1415	1608	1753	2011									
	1103	1420	1613	1758	2016									
0812	1112	1428	1621	1806	2024									
0847	1147	1503	1656	1841	2059									

NOTES

Operated by Great Western Railway.

For details of seat and cycle reservation requirements and also catering facilities, please refer to Great Western Railway publications.

Trains shown in green

Trains shown in green type vary during the timetable.

Please see note next to time or at top of column.

FX Service does not run on Friday.

A Runs until 7 September 2024.

a Arrival time.

d Departure time.

Late night and weekend trains may be altered due to engineering works.

STATION INFORMATION

For a guide to notes and symbols, see end of main timetable.

Yeovil Pen Mill	P	
Dorchester West		
Upwey	P	S
Weymouth	P	S

20C Axminster - Lyme Regis - Bridport Bus Service

Operated by First Wessex X51 / X53 - Tel: 0345 6460707
firstbus.co.uk/wessex

MONDAY TO FRIDAY

	Notes	Sch	SH																	
Axminster Rail Station	d	0714	0724	0815	0915	1015	1115	1215	1315	1415	1525	1620	1730	1815	1915					
Lyme Regis Post Office	a	0735	0745	0841	0939	1042	1141	1240	1340	1440	1553	1643	1752	1835	1934					
Bridport Bus Station	a	0804	0817	0919	1019	1123	1221	1318	1419	1520	1635	1721	1826	1907	2006					

	Notes									SH	Sch	SH	Sch							
Bridport Bus Station	d	0559	0639	0757	0848	0943	1038	1139	1237	1341	1441	1455	1545	1609	1645	1750				
Lyme Regis Square	d	0622	0702	0825	0923	1022	1122	1224	1321	1422	1520	1536	1621	1649	1723	1825				
Axminster Rail Station	a	0645	0725	0851	0950	1052	1150	1251	1350	1451	1550	1604	1650	1718	1750	1851				

SATURDAY

	Notes												
Axminster Rail Station	d	0815	0915	1015	1115	1215	1315	1415	1515	1615	1715	1815	1915
Lyme Regis Post Office	a	0838	0938	1039	1138	1238	1337	1439	1537	1637	1736	1835	1935
Bridport Bus Station	a	0917	1019	1120	1217	1317	1414	1517	1613	1713	1812	1912	2012

	Notes												
Bridport Bus Station	d	0655	0755	0853	0948	1045	1142	1242	1342	1441	1544	1646	1743
Lyme Regis Square	d	0726	0826	0926	1025	1125	1224	1323	1423	1522	1623	1724	1822
Axminster Rail Station	a	0750	0850	0950	1051	1150	1251	1350	1451	1549	1651	1750	1850

NOTES SH - School Holidays only. a - Arrival time.
Sch - School days only. d - Departure time.

Rail tickets to 'Lyme Regis Bus X51 / X53' are valid to Bridport.

SUNDAY

0915	1015	1115	1215	1315	1415	1515	1615	1715	1815											
0935	1034	1135	1235	1337	1434	1536	1637	1737	1836											
1010	1109	1211	1312	1413	1511	1612	1712	1812	1912											

0757	0855	0949	1049	1146	1247	1345	1445	1544	1648											
0826	0925	1025	1125	1225	1324	1424	1525	1623	1726											
0850	0950	1051	1151	1251	1350	1451	1551	1650	1751											

Sunday service runs on Public Holidays.

20D Axminster - Seaton - Beer Bus Service

Operated by AVMT Buses 885 - Tel: 01297 625959

<https://avmtbustimes.wixsite.com/mysite>

MONDAY TO FRIDAY

	<i>Notes</i>																																								
Axminster Rail Station	d	0732	0840	0915	1015	1115	1215	1315	1415	1535	1715	1842																													
Seaton (Marine Place)	a	0800	0909	0944	1044	1144	1244	1344	1444	1604	1744	1910																													
Beer Cross	a			0958	1058	1158	1258	1358		1658b	1758																														

	<i>Notes</i>																																									
Beer Cross	d		0750		1004	1100	1204	1300	1404		1704																															
Seaton Sea Front	d	0645	0800	0920	1020	1120	1220	1320	1420	1620	1720																															
Axminster Rail Station	a	0711	0825	0945	1045	1145	1245	1345	1445	1645	1745																															

SATURDAY

	<i>Notes</i>																																								
Axminster Rail Station	d	0840	1115	1315	1535	1715																																			
Seaton (Marine Place)	a	0909	1144	1344	1604	1744																																			
Beer Cross	a	0958b	1158	1358		1758																																			

	<i>Notes</i>																																								
Beer Cross	d	0750	1004	1204	1404	1600c																																			
Seaton Sea Front	d	0800	1020	1220	1420	1620																																			
Axminster Rail Station	a	0825	1045	1245	1445	1645																																			

NOTES

a - Arrival time.

c - Change at Seaton Sea Front.

b - Change at Seaton Marine Place.

d - Departure time.

NO SERVICE on Sundays or Public Holidays.

MONDAY TO FRIDAY

Notes																			
Honiton Rail Station	d	0808	0925	1030	1130	1230	1330	1430	1530	1635	1743	1838	1943	2133					
Sidmouth Triangle	a	0848	1005	1110	1210	1310	1410	1510	1608	1713	1816	1909	2012	2202					

Notes																			
Sidmouth Triangle	d	0727	0817	0949	1049	1149	1249	1349	1449	1551	1702	1802	1904	2210					
Honiton Rail Station	a	0808	0849b	1030	1130	1230	1330	1430	1530	1635	1743	1838	1943	2239					

SATURDAY

Notes																			
Honiton Rail Station	d	0818	0933	1033	1133	1233	1333	1433	1533	1633	1735	1838	1938	2133					
Sidmouth Triangle	a	0852	1013	1113	1213	1313	1413	1512	1610	1710	1809	1909	2007	2202					

Notes																			
Sidmouth Triangle	d	0730	0849	0950	1057	1157	1257	1357	1457	1559	1659	1759	1853	2210					
Honiton Rail Station	a	0800b	0933	1033	1133	1233	1333	1433	1533	1633	1735	1838	1938	2239					

NOTES

- a - Arrival time.
- b - Terminates at Lace Walk, 7 minutes walk to the station.
- d - Departure time.

SUNDAY

			The Sunday service will also run on Public Holidays.
1126	1626		
1158	1658		
1215	1715		
1246	1746		

MONDAY TO SATURDAY

	Notes		SSH							SSH																									
Yeovil Junction	d	0725	0845	0945	1045	1145	1245	1345	1445	1545	1645	1745	1845																						
Yeovil Bus Station	a	0734	0849	0949	1049	1149	1249	1349	1449	1549	1649	1749	1849																						
Yeovil Pen Mill	a	0750	0900	1000	1100	1200	1300	1400	1500	1600	1700	1800																							

	Notes			SSH	SSH												SSH	SSH															
Yeovil Pen Mill *	d		0750		0900		1000		1100		1200		1300		1400		1500		1600		1700		1800										
Yeovil Bus Station	d	0655	0756a	0815	0906a	0915	1006a	1015	1106a	1115	1206a	1215	1306a	1315	1406a	1415	1506a	1515	1606a	1615	1706a	1715	1806a	1815									
Yeovil Junction	a	0700		0820		0920		1020		1120		1220		1320		1420		1520		1620		1720		1820									

NOTES

a - Arrival time.
 d - Departure time.

SSH - Saturdays and School Holidays only.
 * - opposite the ticket office entrance

NO SERVICE on Sundays or Public Holidays.

Where buses from Yeovil Pen Mill continue to Yeovil Junction after a wait at the Bus Station, through passengers may remain on board.

20G Exeter St Davids - Exeter Airport Bus Service

Operated by Stagecoach South West 4A - Tel: 0345 810 1000
stagecoachbus.com/timetables

MONDAY TO FRIDAY

	Notes																									
Exeter St Davids #	d	0600	0700	0815	0915	0945	1015	1045	1115	1145	1215	1245	1315	1345	1445	1515	1615	1645	1745	1815	1915	2015				
Exeter Airport	a	0625	0728	0847	0946	1016	1046	1116	1146	1216	1246	1316	1346	1416	1520	1553	1655	1725	1820	1845	1941	2041				

	Notes																									
Exeter Airport	d	0630	0735	0855	0955	1025	1055	1125	1155	1225	1255	1325	1355	1425	1530	1600	1700	1730	1830	1850	1950	2050				
Exeter St Davids #	a	0652	0810	0926	1025	1055	1125	1155	1225	1255	1325	1355	1425	1456	1604	1635	1735	1805	1855	1915	2012	2112				

SATURDAY

	Notes																									
Exeter St Davids #	d	0600	0700	0815	0915	0945	1015	1045	1115	1145	1215	1245	1315	1345	1415	1445	1515	1550	1620	1655	1725	1755	1915	2015		
Exeter Airport	a	0623	0723	0839	0942	1014	1044	1114	1144	1214	1244	1314	1344	1414	1444	1514	1545	1619	1650	1722	1754	1822	1940	2040		

	Notes																									
Exeter Airport	d	0630	0730	0850	0950	1020	1050	1120	1150	1220	1250	1320	1350	1420	1450	1520	1550	1625	1655	1730	1800	1835	1945	2045		
Exeter St Davids #	a	0651	0753	0918	1021	1051	1121	1151	1221	1251	1319	1347	1416	1446	1516	1545	1616	1651	1718	1753	1822	1857	2007	2107		

SUNDAY and PUBLIC HOLIDAYS

	Notes										
Exeter St Davids #	d	0850	0950	1050	1150	1250	1350	1450	1550	1650	1750
Exeter Airport	a	0912	1019	1119	1219	1320	1420	1520	1618	1715	1815

SUNDAY and PUBLIC HOLIDAYS

	Notes										
Exeter Airport	d	0932	1032	1132	1232	1332	1432	1532	1632	1732	1832
Exeter St Davids #	a	1005	1105	1205	1305	1405	1505	1559	1658	1755	1855

NOTES
a - Arrival time.
d - Departure time.

- Buses use the station forecourt, stop B.

Visit us at southwesternrailway.com

- Buying tickets online
- Live train information
- Train times
- Special offers and days out
- Plan your journey
- Latest news

Customer Service Centre

0345 6000 650

Monday to Friday 0800 - 2000

Saturday 0900 - 1800

Sunday 0900 - 1600

Our UK based team are available for:

- Comments and suggestions

Assisted Travel

0800 5282 100

Text relay 18001 0800 5282 100

A freephone service open 24 hours for disabled and older customers.
We recommend booking assistance **2 hours in advance**.

National Rail Enquiries

03457 48 49 50

Train times, fares and rail information.

Free travel alerts

southwesternrailway.com/alerts

Keeping our registered customers up-to-date with their service running information, delays and alterations.



[@SW_Help](https://twitter.com/SW_Help)

Follow South Western Railway on 'X' and be the first to know what's happening on our network.



Facebook.com/SWRailway

Providing South Western Railway network information and details of our latest offers.

First MTR South Western Trains Limited (trading as South Western Railway) accepts no liability for any inaccuracy in the information contained in this timetable which is subject to alteration.

First MTR South Western Trains Limited. Registered in England and Wales 07900320.

Registered office: 8th Floor, The Point, 37 North Wharf Road, London W2 1AF.

A First and MTR company.

South Western
 **Railway**

PTT20 06 2024



Please Recycle