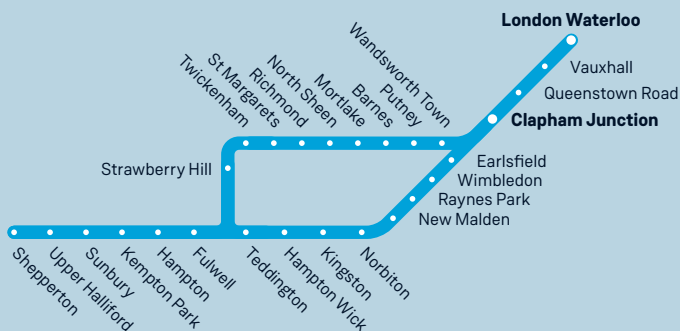


# 1

## Kingston Loop and Shepperton to London Waterloo



### Train times

2 June to 21 September 2024

## Your timetable

This timetable shows the full service between **Shepperton, Kingston and London Waterloo, and services between Kingston, Teddington and London Waterloo via Richmond.**

## Buy a ticket before you board

You need to buy a valid ticket before you get on your train. We know that most of our passengers do this before travelling, and we have a duty to those passengers to make sure no-one travels without paying. This is why we run a penalty fares scheme across most of our network.

If you travel without a valid ticket to or from a station within the penalty fares area, you may have to pay a penalty fare. A Penalty Fare is £100 plus the price of the full single fare applicable for your intended journey. However, if it is paid within 21 days, the Penalty Fare is reduced to £50 plus the price of the single fare applicable.

We have a policy to, wherever possible, prosecute everyone who deliberately avoids paying.

## Travel with Confidence

So that you can travel with confidence, we are ventilating trains to refresh air, improving information about journeys and trains, and extensively cleaning trains and stations.

## Automated Delay Repay

We have introduced a new Automated Delay Repay (ADR) system that drastically cuts the time it takes to claim and receive compensation if your train is late.

ADR works for all customers who have bought Advance tickets or a Touch Smartcard season ticket from our website.

If you have a Touch Smartcard season ticket, you will need to touch in and out at the beginning and end of your journey, sign up for a Delay Repay account at **[delayerepay.southwesternrailway.com](https://delayerepay.southwesternrailway.com)** and select 'Auto Delay Repay'. (The email addresses you use for 'My Account' and 'Delay Repay' must match.)

To find out more about Automated Delay Repay, visit: **[southwesternrailway.com/contact-and-help/refunds-and-compensation/delay-repay/automated-delay-repay](https://southwesternrailway.com/contact-and-help/refunds-and-compensation/delay-repay/automated-delay-repay)**.

## No-smoking policy

For the comfort of all our customers, smoking and using e-cigarettes is not allowed on any part of our trains or stations.

You can smoke outside the station entrance or in our car parks.

## Cycles on trains

The services in this timetable have limited room for cycles, so we have had to apply some restrictions. The ★ symbol, with train times printed in **blue**, shows which trains have restrictions. These restrictions are explained in the 'Guide to notes and symbols' section.

We will carry folding cycles on any train, as long as they can be folded small enough to be carried safely in the luggage rack. Cycles are not allowed on buses that replace trains during engineering work.

## Changes to train times

Network Rail need to do engineering work to maintain and improve the rail network. They do a lot of this work at weekends and during holiday periods, but they also need to do some work overnight during the week.

If we need to close rail lines so Network Rail can carry out work, buses will replace train services. We may also have to alter train services over a wider area.

Please check for any changes to train times before travelling at weekends, late in the evening or early in the morning.

Look for the 'Changes to train times' posters at stations, or visit our website at **[southwesternrailway.com](http://southwesternrailway.com)**.



**MONDAY TO FRIDAY**

## London Waterloo and Wimbledon to Kingston, Richmond and the Shepperton branch

	Notes	A		★	B		B	★	★A		B	★	★A		★	★A		★	★										
<b>London Waterloo</b>	d		0508c		0557	0557		0615	0627		0642	0645	0657		0712	0727		0742	0757	0812	0827	0842	0857	0912	0927	0942	0957	1012	1027
Vauxhall	d		0512c		0601	0601		0619	0631		0646	0649	0701		0716	0731		0746	0801	0816	0831	0846	0901	0916	0931	0946	1001	1016	1031
Clapham Junction	d		0517c		0606	0607		0625	0636		0651	0655	0706		0721	0736		0751	0806	0821	0836	0851	0906	0921	0936	0951	1006	1021	1036
Earlsfield	d				0609				0639				0709			0739			0809		0839		0909		0939		1009		1039
Wimbledon	d		0529		0613				0643		0658		0713		0728	0743		0758	0813	0828	0843	0858	0913	0928	0943	0958	1013	1028	1043
Raynes Park	d		0532		0616				0646		0701		0716		0731	0746		0801	0816	0831	0846	0901	0916	0931	0946	1001	1016	1031	1046
New Malden	d		0535		0619				0649		0704		0719		0734	0749		0804	0819	0834	0849	0904	0919	0934	0949	1004	1019	1034	1049
Norbiton	d		0538		0622				0652		0707		0722		0737	0752		0807	0822	0837	0852	0907	0922	0937	0952	1007	1022	1037	1052
<b>Kingston</b>	a		0541		0625				0655		0710		0725		0740	0755		0810	0825	0840	0855	0910	0925	0940	0955	1010	1025	1040	1055
<b>Kingston</b>	d		0541	0559	0626		0640		0658		0710		0728		0740	0758		0810	0828	0840	0858	0910	0928	0940	0958	1010	1028	1040	1058
Hampton Wick	d		0543	0601	0630		0642		0700		0712		0730		0742	0800		0812	0830	0842	0900	0912	0930	0942	1000	1012	1030	1042	1100
<b>Teddington</b>	d		0546	0605	0635		0645		0705		0715		0735		0745	0805		0815	0835	0845	0905	0915	0935	0945	1005	1015	1035	1045	1105
Fulwell	d		0550			0632	0649	0657			0719	0728			0749			0819		0849		0919		0949		1019		1049	
Hampton	d		0554			0636	0653	0701			0723	0732			0753			0823		0853		0923		0953		1023		1053	
Kempton Park	d						0704					0735			0756			0826		0856		0926		0956		1026		1056	
Sunbury	d		0558			0645	0658	0706			0728	0737			0758			0828		0858		0928		0958		1028		1058	
Upper Halliford	d		0600			0647	0700	0711			0730	0741			0800			0830		0900		0930		1000		1030		1100	
<b>Shepperton</b>	a		0605			0652	0705	0716			0735	0746			0806			0835		0905		0935		1006		1035		1105	
<b>Strawberry Hill</b>	d	0538		0609	0641				0711	0717			0738	0745		0808	0815		0838		0908		0938		1008		1038		1108
Twickenham	d	0543		0613	0645				0715	0728			0743	0757		0813	0820		0843		0913		0943		1013		1043		1113
St Margarets	d	0545		0615	0647				0717	0730			0745	0800		0815			0845		0915		0945		1015		1045		1115
Richmond	d	0549		0619	0651				0721	0734			0749	0804		0819	0824		0849		0919		0949		1019		1049		1119
North Sheen	d	0551		0621	0653				0723	0736			0751	0806		0821			0851		0921		0951		1021		1051		1121
Mortlake	d	0553		0623	0655				0725	0738			0753	0808		0823			0853		0923		0953		1023		1053		1123
Barnes	d	0556		0626	0658				0728	0742			0756	0812		0826			0856		0926		0956		1026		1056		1126
Putney	d	0559		0629	0701				0731	0745			0759	0815		0829			0859		0929		0959		1029		1059		1129
Wandsworth Town	d	0602		0632	0704				0734	0748			0802	0818		0832			0902		0932		1002		1032		1102		1132
Clapham Junction	d	0605		0635	0707				0737	0751			0806	0821		0835	0833		0905		0935		1005		1035		1105		1135
Queenstown Road	d	0608		0638	0710				0740				0809			0838			0908		0938		1008		1038		1108		1138
Vauxhall	d	0612		0642	0714				0744	0758			0813	0827		0842	0839		0912		0942		1012		1042		1112		1142
<b>London Waterloo</b>	a	0616		0646	0720				0751	0804			0821	0833		0848	0845		0918		0948		1016		1046		1116		1146

Late night and weekend trains may be altered due to engineering works.  
Please check at [southwesternrailway.com](http://southwesternrailway.com) before travelling.

★ Passengers travelling with cycles may not join or leave services at stations with train times shown in blue.  
For guide to all other notes and symbols see end of timetable.













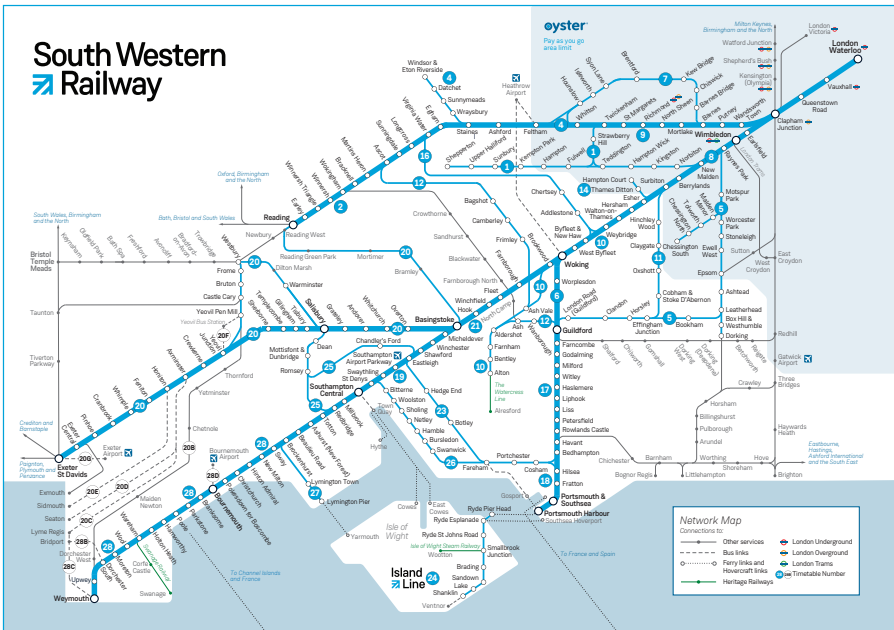








# South Western Railway



## Changing trains

Most journeys shown in this timetable are direct trains, shown in **bold type**. However, you may be able to make other journeys or reach your destination more quickly by changing trains. To help you find these alternative trains, we show them in *light italic type*. A letter against the time will show where you need to change trains – please check the ‘Notes’ section for an explanation of these letters.

Please allow plenty of time to change trains. At most stations you will need to allow at least five minutes. You will need longer at some stations, and this is shown in the ‘Station information’ table in this timetable. For example ⑩ means you should allow 10 minutes to change trains at this station.

























## GUIDE TO NOTES AND SYMBOLS

- A** From Shepperton.
- B** Service runs via Richmond.
- C** To Shepperton.
- H** Service runs via Hounslow.
- FX** Service does not run on Friday.
- FO** Service runs on Friday only.
- SX** Service does not run on Saturday.
- SO** Service runs on Saturday morning only.
  - a Arrival time.
  - c Change at Wimbledon.
  - d Departure time.
  - e Change at Twickenham.
  - k Arrives Twickenham 9 minutes earlier.
  - s Stops to let passengers leave the train only.
- ↳ Continued in later column.
- ↩ Continued from earlier column.

All services in this timetable are operated by South Western Railway.

-  Interchange for London Trams service to Croydon. Visit [tfl.gov.uk](http://tfl.gov.uk) for details.
-  Interchange for London Underground services. Visit [tfl.gov.uk](http://tfl.gov.uk) for details.
-  Car Park.
-  Minimum connection time where different from the standard five minutes.
- #8** Refers to the timetable number which shows the full service between this station and London Waterloo.
- ★ Passengers travelling with cycles may not join or leave services at stations with train times shown in blue.

### Cycles on trains - Monday to Friday

At peak times the following restrictions apply in the area bounded by Reading, Hook, Alton, Guildford and Dorking.

Passengers travelling with cycles may not join or leave services timed to arrive at London Waterloo between 0715 and 1000 inclusive or timed to depart from London Waterloo between 1645 and 1900 inclusive.















Passengers travelling with cycles may not join or leave services timed to depart from Clapham Junction between 0745 and 0900 inclusive in an area bounded by Clapham Junction, Strawberry Hill and Feltham.

### Travelling after midnight?

Trains which run after midnight are shown at the end of the day.

## STATION INFORMATION

See notes for explanation of symbols.

London Waterloo			
Vauxhall			
Clapham Junction			
Earlsfield			<b>#8</b>
Wimbledon	 	 	<b>#8</b>
Raynes Park			<b>#8</b>
New Malden			<b>#8</b>
Norbiton			
Kingston			
Hampton Wick			
Teddington			
Fulwell			
Hampton			
Kempton Park			
Sunbury			
Upper Halliford			
Shepperton			
Strawberry Hill			
Twickenham			<b>#9</b>
St Margarets			<b>#9</b>
Richmond			<b>#9</b>
North Sheen			<b>#9</b>
Mortlake			<b>#9</b>
Barnes			<b>#9</b>
Putney			<b>#9</b>
Wandsworth Town			<b>#9</b>
Queenstown Road			<b>#9</b>



# South Western Railway and Community Rail Partnerships

We are committed to working with Community Rail Partnerships (CRPs) across our network. CRPs are not-for-profit organisations that help to further connect the railway with the communities they serve. They work closely with SWR to promote healthy and sustainable travel, design projects which bring communities together, as well as support social and economic development. SWR is proud to provide core funding and support to 12 CRPs on our network.

## Hounslow and Richmond Community Rail Partnership

Part of the Southeast Communities Rail Partnership

**Stations: Barnes Bridge, Kew Bridge, Chiswick, Brentford, Isleworth, Syon Lane, Hounslow, Barnes, Mortlake, North Sheen, Richmond, St Margarets, Twickenham, Whitton and Feltham.**

This was the first London based Community Rail Partnership and aims to build on community engagement in the area whilst encouraging greater involvement at stations.

Email: [\*\*hounslowandrichmondcrp@gmail.com\*\*](mailto:hounslowandrichmondcrp@gmail.com)



Visit us at [southwesternrailway.com](https://southwesternrailway.com)

- Buying tickets online
- Live train information
- Train times
- Special offers and days out
- Plan your journey
- Latest news

## Customer Service Centre

**0345 6000 650**

Monday to Friday 0800 - 2000

Saturday 0900 - 1800

Sunday 0900 - 1600

Our UK based team are available for:

- Comments and suggestions

## Assisted Travel

**0800 5282 100**

**Text relay 18001 0800 5282 100**

A freephone service open 24 hours for disabled and older customers.

We recommend booking assistance **2 hours in advance**.

## National Rail Enquiries

**03457 48 49 50**

Train times, fares and rail information.

## Free travel alerts

[southwesternrailway.com/alerts](https://southwesternrailway.com/alerts)

Keeping our registered customers up-to-date with their service running information, delays and alterations.



[@SW\\_Help](https://twitter.com/SW_Help)

Follow South Western Railway on 'X' and be the first to know what's happening on our network.



[Facebook.com/SWRailway](https://Facebook.com/SWRailway)

Providing South Western Railway network information and details of our latest offers.

First MTR South Western Trains Limited (trading as South Western Railway) accepts no liability for any inaccuracy in the information contained in this timetable which is subject to alteration.

First MTR South Western Trains Limited. Registered in England and Wales 07900320.

Registered office: 8th Floor, The Point, 37 North Wharf Road, London W2 1AF.

A First and MTR company.

**South Western**  
 **Railway**

PTT01 06 2024



Please Recycle